

THE PHYSIOLOGICAL ASPECT OF BACKBENDING ASANA'S

Priyanka verma¹ Dr. Rashi Sharma² Mr. Biju Pegu³

¹ Ph.D. scholar, Department of Kriya Sharir, Faculty of Ayurveda, IMS, BHU, Varanasi (221005)

² Associate Professor, Department of Kriya Sharir, Faculty of Ayurveda, IMS, BHU, Varanasi (221005)

³ CEO, Gratia Technology Private Limited, Guwahati-781005, Assam

ABSTRACT

The Hathyogic Asanas are the preparatory limbs for spiritual awakening, but they are also an essential health science. True, practicing Asanas takes more time and work for a long-term and beneficial effect, but it is a very potent and effective therapy.

The numerous organs and systems in the physical body each have their own function to fulfill, but there should be total coordination between them, which is achieved via the practice of Hathyogic Asanas. Asanas serve to control psychosomatic disorders by improving physiological efficiency, anatomic balance, and mental poise and equilibrium in the body.

It was employed by yogis and rishis in ancient times for the relief and elimination of all kinds of ailments and faults, and it was only recently recognized that asana are more powerful and effective techniques of managing the entire body. Hathyogic asana has been the subject of scientific research and investigations for the past three decades, proving that it offers biological benefits. In this study we have used a literature survey method on the basis of different yogic texts to find out the actual effect of back bending asana.

KEYWORD Back Bending Asana, Physiological Effect, Sympathetic Nervous System

1. INTRODUCTION

Yoga is a traditional and cultural science of India. Yoga has been taught and practiced for centuries. Yoga has been defined as the most scientific way to achieve the "divine consciousness" of the "God". Hathyoga, Asthanga Yoga, Bhaktiyoga, Mantra Yoga etc. Yoga is one of the best philosophies of India but in the present time it is also an experimental science, the

scientific nature of yoga Asana and Pranayama was first established by Swami Kaivalyanand in 1924 established Kaivalya Dham Institute of Scientific research on yoga. He and Dr S.L. Vinekar described the principle of yoga therapy in term of anatomy and physiology of yogic asanas and Pranayama practices. it helps to understand the mechanism of yogic practices and their appropriate application for the patient of the normal individual. However, there was no book available on it in 1984 this research finding remove various misconceptions about yoga and mystical sheath flying over it and also open a door for further research in Yoga.

“Yoga is one of the best philosophies of India but in the present time it is also an experimental science”, (Kanakambaram)

"Effect of yoga practices on micronutrients absorption and physical fitness" In this research the included hath yogic Asana Dhanurasana, Matseyendrasana Mayurasana Padmasana Goumukhasana and the result found that yoga practices improve micronutrients absorption in adolescence and it also helpful in improving overall physical fitness. (Verma Anita)

2.PHYSIOLOGY OF BACK BENDING ASANA

Back-bending asanas defy gravity and hence necessitate a lot of strength and energy to complete. Because they enlarge the chest and facilitate inhaling, they are both invigorating and extroverting. They tone and strengthen the muscles that regulate the spine while stretching abdominal muscles. Preventing a slipping disc and other back problems. The nerves that arise from the spaces between the vertebrae are also toned. Because these nerves provide energy to all of the other nerves, organs, and muscles in the body, this is advantageous throughout the body.

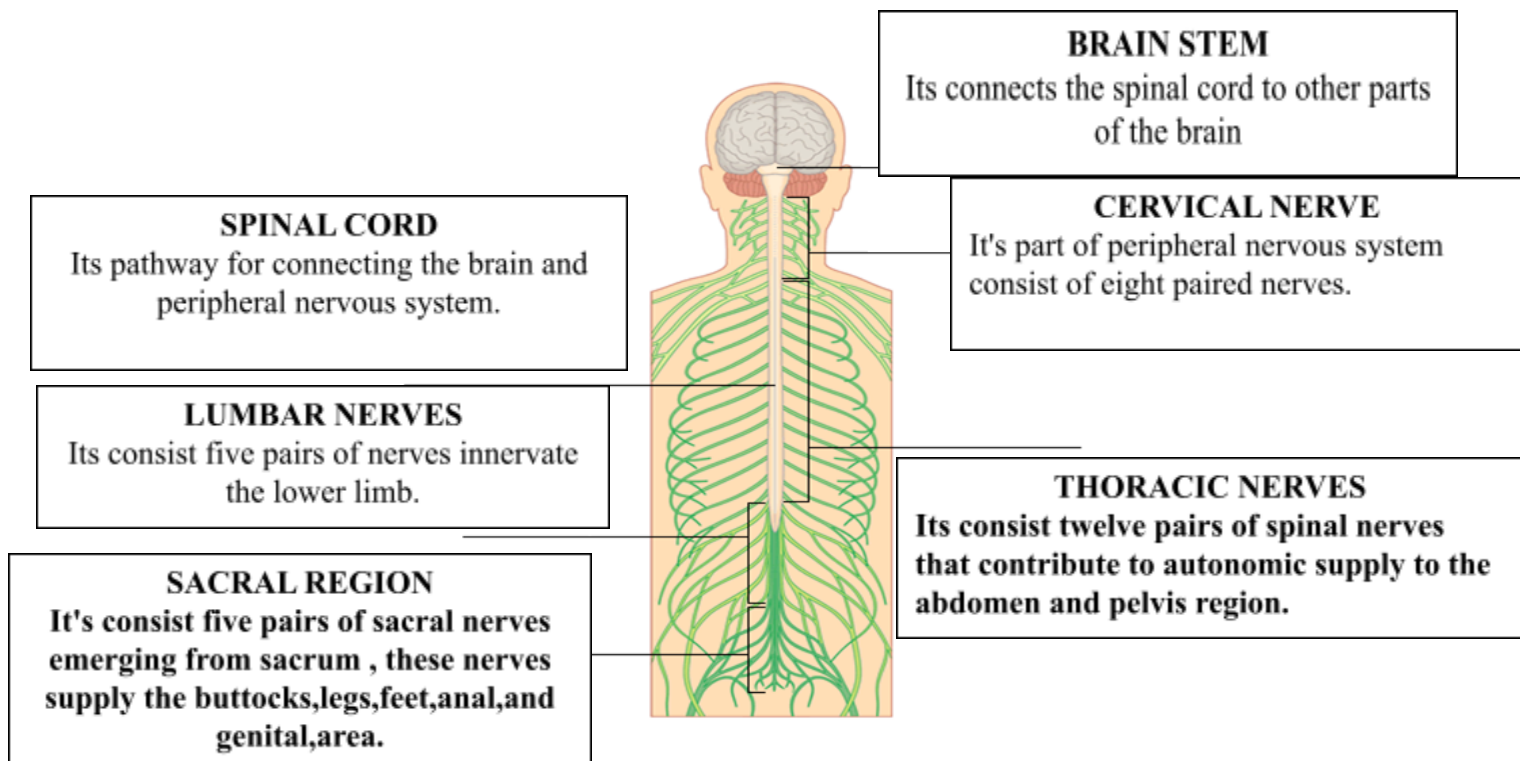


Figure 1. Structure of spine and spinal nerve association with body part.

During back bending asana involvement of bending is more profound in the lumbar region due to which the associated organ from the nerve of the lumbar area remains healthy.

“The spinal column is a ‘stacked pile’ of vertebrae and discs. groups of muscles extend all along it, covering and supporting it from all sides. maintaining the spine in a straight and aligned position, despite all movement, depends totally on the balanced, supportive contraction and tone of the muscles. the muscles themselves are controlled unconsciously through posture.” (satyananda saraswati 2013)

Practice of back-bending asana can cure postural defects and neuromuscular imbalances of the vertebral column. Because of the constant maintenance of an upright position, impure blood tends to build in the back region, where circulation is sluggish. Back-bending asana helps to circulate, purify, and enrich blood in this area. These asanas aid neuro-toning of all connected organs by creating a negative pressure in the abdomen and pelvis. Stretch the muscles in this area, especially the rectus abdominis, to massage the abdominal and pelvic organs. They assist

relieve menstruation and other gynecological diseases by toning the ovaries and uterus. Enhance appetite, relieve constipation, and benefit all abdominal organs, particularly the liver, kidneys, and adrenal glands. Pressurizes the air within the lungs and help to open inactive alveoli, improving both the removal of CO₂ and intake of O₂. The heart is toned and strengthened by massage, due to the increased pressure within the chest cavity. When we are breathing naturally, inhalation restricts standing back-bending and exhalation assists it, because diaphragm increases intra-abdominal pressure as it presses the abdominal organs inferiorly during inhalation. Increase intra-abdominal pressure restricts the bend by making the torso a taut.

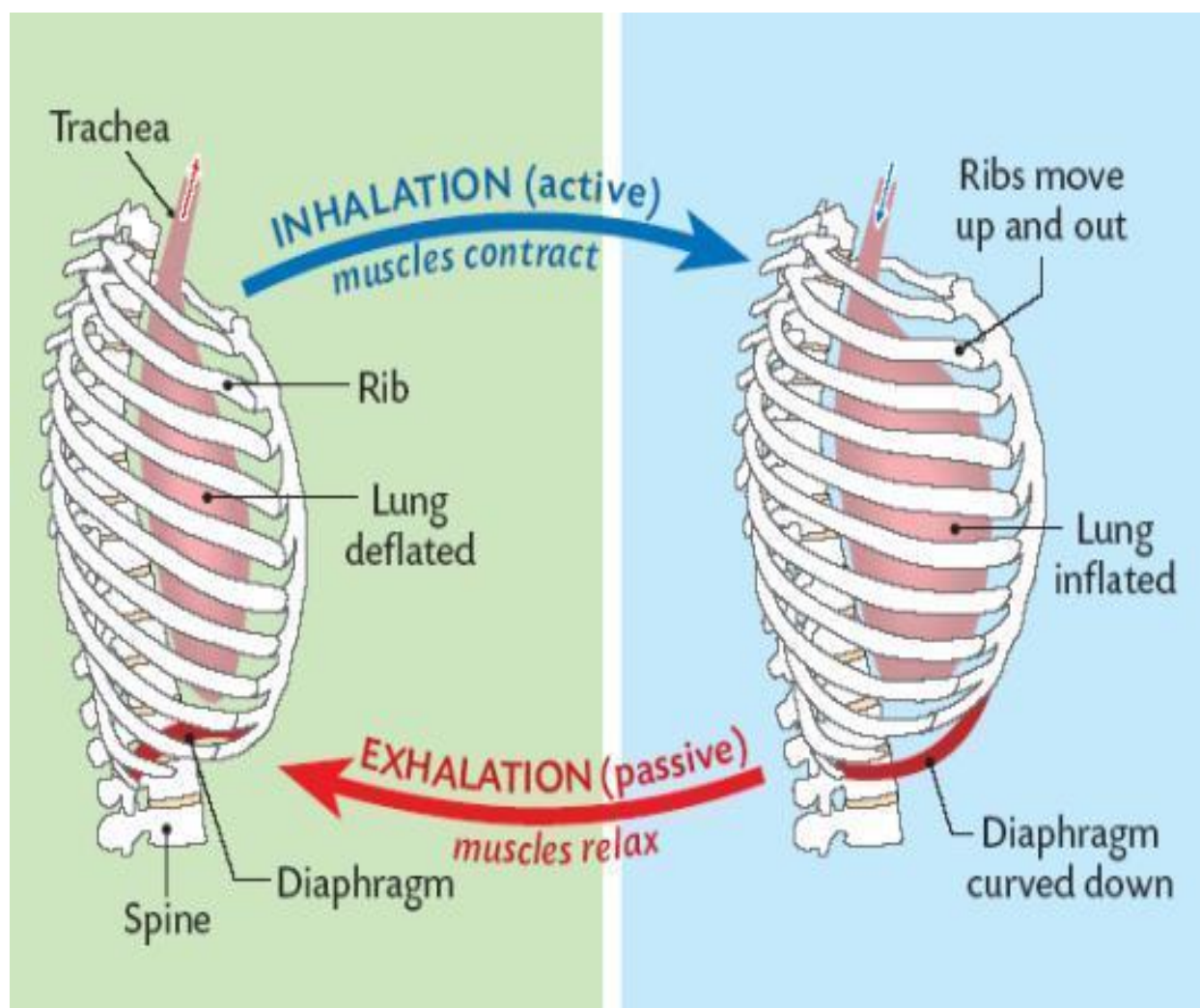


Figure 2. Intercostal muscle expansion and contraction.

This figure shows that back bending asanas expand chest and encourage inhalation. It pressurizes the air within the lungs and help to open inactive alveoli, improving both the removal of CO₂ and intake of O₂.

Protecting the lumbar region by spreading the vertebrae apart and easing compression on all the intervertebral discs. They stimulate the sympathetic nervous system.

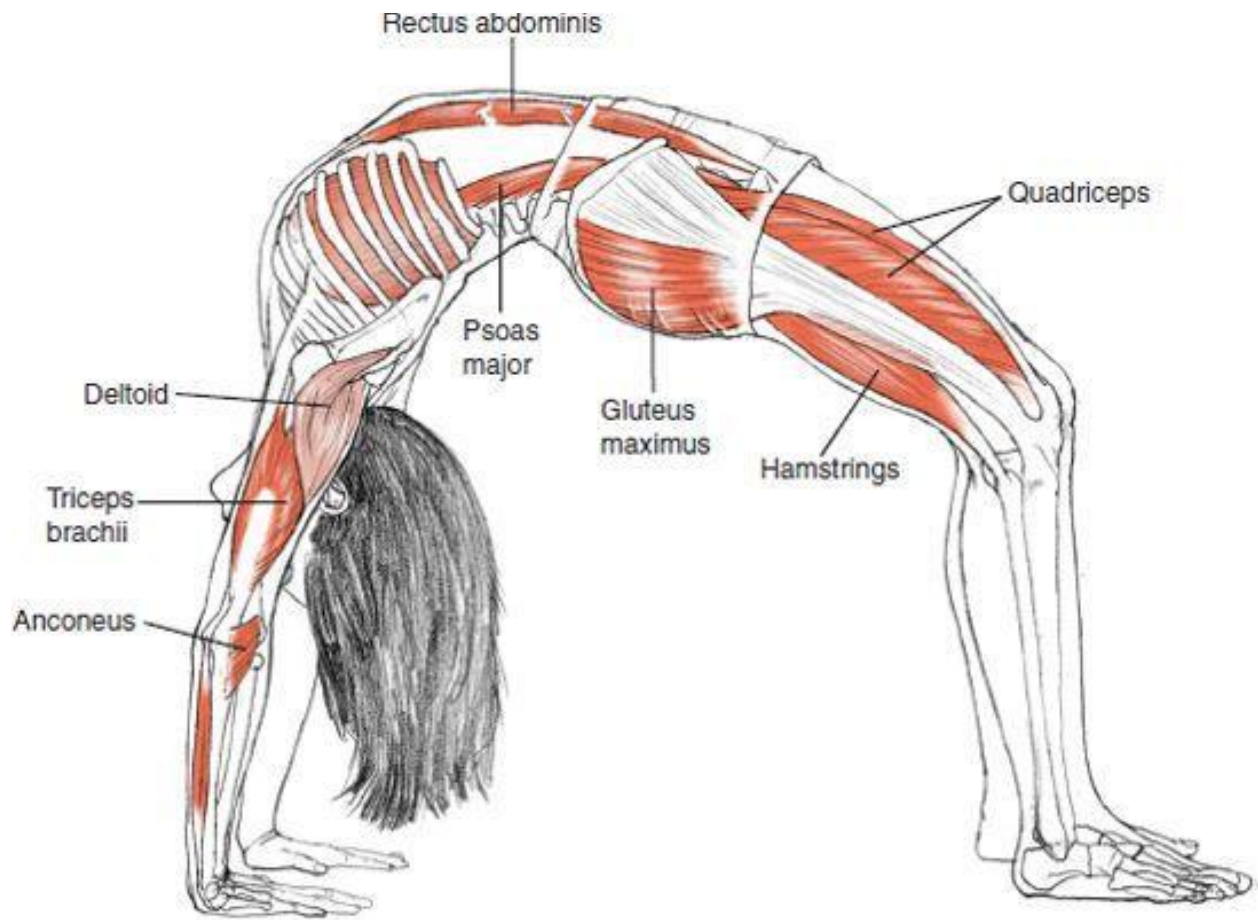


Figure 3. This Figure Show That Muscles Involvement During Chakrasana.

3.CONTRAINDICATIONS

People suffering from excessive lumbar lordosis should not practice the deep backbending asanas apart from normal bhujangasana, ardha shalabhasana and gomukhasana.

In the condition of Chronic & acute backache, hiatal hernia, hypertension, angina, peptic ulcer etc. Recent or chronic injury to the hips, back or neck.

Later stage of pregnancy during pregnancy asanas where the stomach is weight bearing are not recommended.

4.CONCLUSION

It can be concluded that there are many benefits from the practice of back bending asanas, but the practice of back bending asanas should always be done under the supervision of a skilled yoga instructor and follow proper breathing techniques. Back bending asanas are one type of Hathyogic asanas .Hathyogic asanas are not only preparatory step for "Samadhi" even it is conducive to health and longevity. Regular practice of asanas regulates the physiological action of heart, lungs, brain, visceral organs. It promotes the proper digestion and circulation of blood. Visceral organs like kidney, liver, colon, ureter and all other internal Viscera work efficiently, as well as each particular. Asana's have impact on the regional anatomy of Musculo-skeleton system, tissues and breathing process. Hathyoga is a great science which everyone practices according to his or her own capacity may be not all but few Hathyoga technique along with asanas and few pranayama are sufficient for most people to coordinate the biological balance of body.

CONSENT

Not applicable.

ETHICAL APPROVAL

Not applicable

COMPETING INTERESTS

No competing interests.

REFERENCES

1. Kanakambaram Mrs B, Professor Amudha, Effect of simhasana on respiratory problem among Cement factory workers “global journal for research analysis”. (2016). Venkatesh Vinay, Ambrish Dr Impact of short-term practice of yoga on heart rate variability “International journal of yoga” volume 9. (2016)
2. Verma Anita, Thakur Singh Sanjay Setu Ghanshyam Effect of yoga practices on micro nutrient absorption and physical fitness in International journal of research in Ayurveda and pharmacy”. kaivalya Dham Pune Maharashtra, (2014)
3. L Rai. K Ram, U kant, S.K. Madan and S.K. Sharma, Energy expenditure and ventilatory responses during Siddhasana a yogic seated posture “Indian Journal of physiology and Pharmacology”. (1993)
4. Balayogi Anand Bhavanani and ES Prakash, Scientific validation of yoga and Asana in November December Article on org.awgp.literature, (2003).
5. Effect of six weeks of shavasana training on spectral measure of short-term heart rate variability in August, “Indian Journal of physiology and Pharmacology”. (2004)
6. GV Lothar Devi T Uma Maheshwari and R Nagashree, Modulation of cardiovascular response after shavasana and Pranayam in normal volunteers “journal of clinical and Diagnostic research”. (2012).
7. Funk, D., Swank, A., Mikla, B., Fagan, T., & Farr, B. Impact of prior exercise on hamstring flexibility: A comparison of proprioceptive neuromuscular facilitation and static stretching. Journal of Strength and Conditioning Research, (2003).
8. Bhardwaj Dr Ishwar and Manju, Effect of yogic intervention on Autism spectrum disorder in research journal “Yog Mimasa” publication of kaivalya Dham volume 46. (2014).
9. Dash Satpura and Thakur Atanu Km.’ “Effect of yoga asanas with type 2 Diabetes mellitus" in" Journal of evolution of Medical and Dental Sciences” (2014). Kumar Dr Vijay, PandeyAvdhesh Kumar, Pathak Meenakshi and Nathani Dr.Neru (Yoga attributed adjustment in female infertility “Journal of Pharmaceutical research” Volume 4. (2015).

10. Ramanathan M. Applied Yoga-Application of Yoga in Various Fields of human Activity. 1st ed. Puducherry, India: Aarogya Yogalayam; 2007.
11. Khedekar Sachin, Erande Mukund The effect of heart yogic asanas and Pranayama “International journal of current Medical and Pharmaceutical research” (2018).
12. Ananda B Bhavanan,Psychophysiology of Yoga Postures: Ancient and Modern Perspectives of Asana (2007)
13. Hindle, K. B., Whitcomb, T. J., Briggs, W. O., & Hong, J. Proprioceptive neuromuscular facilitation (PNF): Its mechanisms and effects on range of motion and muscular function. Journal of Human Kinetics, (2012).
14. Muktibodhananda Swami, Hath pradipika ,yoga Publication trust, Munger,Bihar, India.
15. Saraswati, swami satyananda, Asana pranayama mudra bandha. Munger,bihar : yoga publications trust.(2013)
16. Saraswati, S. S.,Four chapters on Freedom. Munger, Bihar: Yog Publication Trust.(2016).
17. Halpern, M.Ayurveda and Asana: Yoga Poses for Your Health. (2007).
18. <http://2.bp.blogspot.com>
- 19.<https://lens.google.com>