

On Modified Inverse Shanker Distribution and Applications

Abstract

Due to variations in life occurrences, descriptions or interpretations and predictions with some level of accuracy has become challenging. In order to use models to solve these problems, statisticians have provided numerous number of probability distributions which can be used to describe one situation or the other. Rama shanker provided Shanker distribution which is not flexible enough to accommodate datasets with decreasing function. In order to add flexibility to Shankers' distribution, the aim of this article is to suggest a new model developed by modifying shankers' distribution. The new distribution will be called "Modified inverse Shanker distribution".It has one special case, inverse Shanker distribution. Besides the basic properties of the distribution, the maximum likelihood technique of estimating the parameters of the distribution and some of the reliability measures are also discussed. We also illustrate the applicability of the proposed distribution using two real datasets.

Keywords: Modified Shanker distribution, Exponentiated distribution, Inverse Shanker distribution, Generalized Shanker distribution, Inverse distributions.

1 Introduction

The modeling and analysis of lifetime data, for instance, datasets from medicine, engineering, insurance, actuarial science and so on, is considered a significant facet of statistical study, specifically, in the area of statistical modelling and distribution theory. Consequently, the construction of new distributions or modification of existing ones turns to be the most vital work if looked at, from a probabilistic point of view. However, recently attention have been given to this area by many researchers, see [1-4], and many more. The essence of developing new or modifying existing distributions is to get distributions that are more robust and flexible, unbiased, efficient and sufficient to capture the situation under study, and many researchers have been working on this. One of the proof, is the emergence of the Shanker distribution proposed by [5] for modelling real lifetime data-sets from various fields of knowledge as claimed by the author. One major defect of the shanker distribution is its inability to capture or model datasets with decreasing function in their hazard rate. That is, inverted hazard rate shape. Also, [6] suggested Inverse Lindley for modelling lifetime data. They provided the properties of the distribution and applied it to real data. To acquire more information on inverse distributions, researchers may read the following articles by [7-9]. Having looked at some existing distributions and their properties, the authors decide to suggest a more robust distribution that can compete with any other distribution, based on Shankerdistribution. Thus, the major objective of this study is to suggest a better distribution that can model some lifetime datasets that follows inverse Shanker distribution.

1.2 Inverse Shanker distribution

The one parameter inverse Shanker distribution was developed by applying the method of inverse transformation in [10]. Suppose X is a nonnegative continuous random variable from Shanker distribution with probability density function (pdf), $f(x)$ and cumulative density function (cdf), $F(x)$, if

$Y = h_1(x) = \frac{1}{X}$, then the pdf of Y is given by;

$$f_{IR}(y) = f_{IR}(h_1^{-1}(y)) \left| \frac{dx}{dy} \right| \quad (1.1)$$

With the method in (1.1), the inverse Shanker distribution has been derived. Thus, we obtained equations (1.2) and (1.3)

Definition 1: A random variable X is said to have an Inverse Shanker distribution if the probability density function (pdf) and cumulative density function (cdf) are respectively given as

$$g(x; \theta) = \left\{ \frac{\theta^2}{\theta^2 + 1} \left(\frac{\theta x + 1}{x^3} \right) \ell^{-\theta/x}, x; \theta > 0 \right\} \quad (1.2)$$

$$G(x; \theta) = 1 - \left[\frac{\theta^2 x + x + \theta}{(\theta^2 + 1)x} \right] \ell^{-\theta/x}, x, \theta > 0 \quad (1.3)$$

1.3 Modified Inverse Shanker Distribution

In order to increase the flexibility of the new distribution while still maintaining few parameters, the authors decided to modify the inverse Shaker distribution using another method suggested by [11] as follows:

Suppose X is a random variable with a baseline cumulative density function, cdf $F(x)$, the new family of distributions with the form

$$F(x, \beta) = [G(x, \beta)]^\beta; x \in R; \beta > 0 \quad (1.4)$$

where for $\beta = 1$, (1.4) reduces to the cdf of the baseline distribution.

The corresponding probability density function, pdf is obtained by taking the first derivative of (1.4). Consequently, we have

$$f(x, \beta) = \beta [G(x, \beta)]^{\beta-1} f(x, \beta); x \in R; \beta > 0 \quad (1.5)$$

Substituting equations (1.2) and (1.3) into (1.5) and (1.4) respectively, we obtain the pdf and cdf of modified Shanker distribution given in equation (1.6) and (1.7).

Definition 2: Let $X \sim MIS(\theta)$, the probability density function of X is given as follows

$$g(x; \theta, \beta) = \frac{\beta \theta^2}{\theta^2 + 1} \left(\frac{\theta x + 1}{x^3} \right) \left\{ 1 - \left[\frac{\theta^2 x + x + \theta}{(\theta^2 + 1)x} \right] \ell^{-\theta/x} \right\}^{\beta-1} \ell^{-\theta/x} \text{ for } \beta, \theta, x > 0 \quad (1.6)$$

The corresponding cumulative density function is given by

$$G(x; \theta, \beta) = \left\{ 1 - \left[\frac{\theta^2 x + x + \theta}{(\theta^2 + 1)x} \right] \ell^{-\theta/x} \right\}^\beta x; \theta, \beta > 0 \quad (1.7)$$

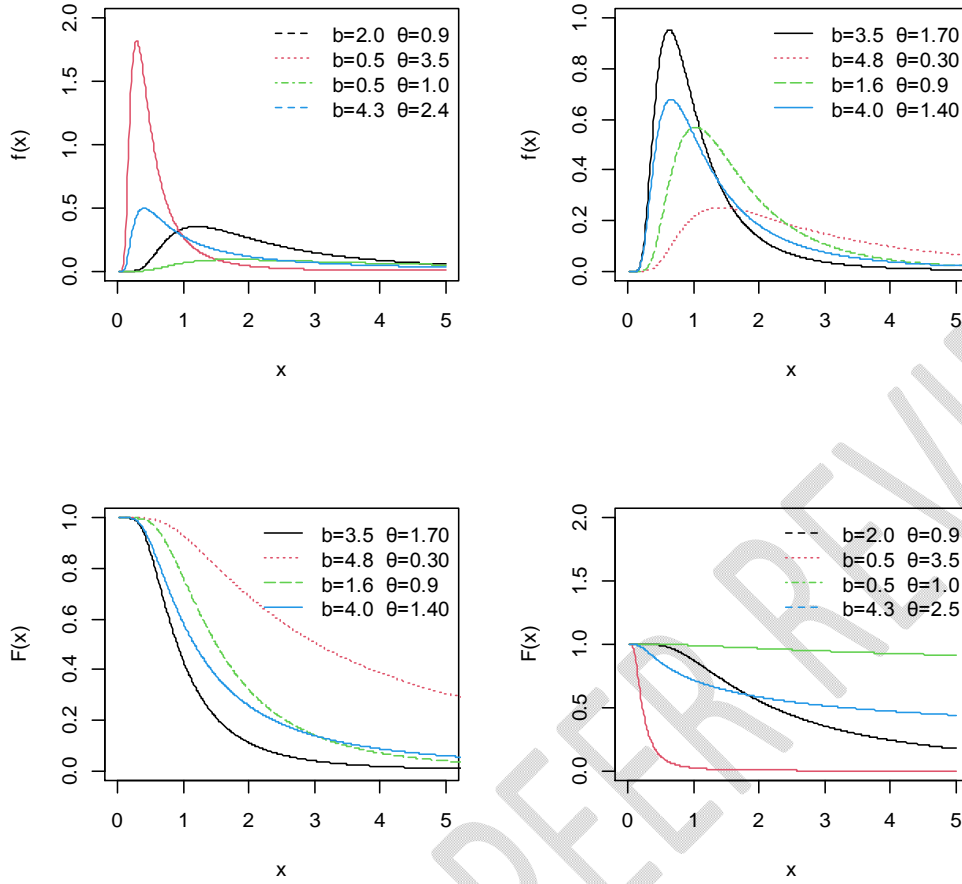


Fig. 1: pdf and cdf plot of the modified inverse Shanker distribution

Fig. 1 shows that the pdf and cdf of the modified inverse Shanker distribution can take varying shapes depending on the value of θ and β

2 Mathematical Characteristics of Modified Inverse Shanker Distribution

In this section, some of the properties of modified inverse Shanker distribution is considered.

2.1 Moments

Moments enable one study vital features of a distribution such as mean, variance, skewness and kurtosis. The most significant aspect of a moment is the r th moment which supports easy derivation of other moments.

Definition 3: Let X be a random variable that follows modified inverse Shanker distribution with parameters (θ, β) . Then, the r th moment is given as

$$E(x^j) = A_{k,l,m} \frac{\Gamma(l-j-m+1)}{(k+1)^{(l-j-m+1)}} + B_{k,l,m} \frac{\Gamma(l-j-m+2)}{(k+1)^{(l-j-m+2)}}; \quad j=1,2,3,4$$

Where

$$A_{k,l,m} = \sum_{k=0}^{\infty} \binom{\beta-1}{k} (-1)^k \sum_{l=0}^k \binom{k}{l} \sum_{m=0}^l \binom{l}{m} \frac{\beta \theta^{k+j-l+2}}{(\theta^2+1)^{k+1}} \text{ and } B_{k,l,m} = \sum_{k=0}^{\infty} \binom{\beta-1}{k} (-1)^k \sum_{l=0}^k \binom{k}{l} \sum_{m=0}^l \binom{l}{m} \frac{\beta \theta^{k+j-l}}{(\theta^2+1)^{k+1}}$$

The r th moment of a distribution is given by

$$E(x^j) = \int_{-\infty}^{\infty} x^j g(x) dx \quad (1.8)$$

$$= \int_0^{\infty} \frac{\beta \theta^2 x^j}{\theta^2 + 1} \left(\frac{\theta x + 1}{x^3} \right) \left\{ 1 - \left[\frac{\theta x + x + \theta}{(\theta^2 + 1)x} \right] \ell^{\theta/x} \right\}^{\beta-1} \ell^{\theta/x} dx \quad (1.9)$$

A binomial expansion approach can be used to show that:

$$\left\{ 1 - \left[\frac{\theta x + x + \theta}{(\theta^2 + 1)x} \right] \ell^{\theta/x} \right\}^{\beta-1} = \sum_{k=0}^{\infty} \binom{\beta-1}{k} (-1)^k \frac{x^{-k}}{(\theta^2 + 1)^k} \sum_{l=0}^{\infty} \binom{k}{l} (\theta x)^{k-l} \sum_{m=0}^l \binom{l}{m} \theta^{lm} x^m \ell^{-k\theta/x}$$

Consequently, equation (1.9) reduces to

$$E(x^j) = \left\{ \sum_{k=0}^{\infty} \binom{\beta-1}{k} (-1)^k \sum_{l=0}^{\infty} \binom{k}{l} \sum_{m=0}^l \binom{l}{m} \frac{\beta \theta^{k-m+3}}{(\theta^2 + 1)^{k+1}} \int_0^{\infty} x^{j+m-l-2} \ell^{-\frac{\theta(k+1)}{x}} dx \right. \\ \left. + \sum_{k=0}^{\infty} \binom{\beta-1}{k} (-1)^k \sum_{l=0}^{\infty} \binom{k}{l} \sum_{m=0}^l \binom{l}{m} \frac{\beta \theta^{k-m+2}}{(\theta^2 + 1)^{k+1}} \int_0^{\infty} x^{j+m-l-3} \ell^{-\frac{\theta(k+1)}{x}} dx \right\}$$

Recall that $\int_0^{\infty} x^{-(\alpha+1)} \ell^{-\beta/x} dx = \frac{\Gamma \alpha}{\beta^{\alpha}}$, thus

$$= \left\{ \sum_{k=0}^{\infty} \binom{\beta-1}{k} (-1)^k \sum_{l=0}^{\infty} \binom{k}{l} \sum_{m=0}^l \binom{l}{m} \frac{\beta \theta^{k+j-l+2}}{(\theta^2 + 1)^{k+1}} \frac{\Gamma(l-j-m+1)}{(k+1)^{(l-j-m+1)}} \right. \\ \left. + \sum_{k=0}^{\infty} \binom{\beta-1}{k} (-1)^k \sum_{l=0}^{\infty} \binom{k}{l} \sum_{m=0}^l \binom{l}{m} \frac{\beta \theta^{k+j-l}}{(\theta^2 + 1)^{k+1}} \frac{\Gamma(l-j-m+2)}{(k+1)^{(l-j-m+2)}} \right\}$$

Therefore,

$$E(x^j) = A_{k,l,m} \frac{\Gamma(l-j-m+1)}{(k+1)^{(l-j-m+1)}} + B_{k,l,m} \frac{\Gamma(l-j-m+2)}{(k+1)^{(l-j-m+2)}}; \quad j = 1, 2, 3, 4 \quad (1.10)$$

The first four crude moments also known as moment about origin, for $j = 1, 2, 3$ and 4 are as follows

$$\mu_1' = A_{k,l,m} \frac{\Gamma(l-m)}{(k+1)^{(l-m)}} + B_{k,l,m} \frac{\Gamma(l-m+1)}{(k+1)^{(l-m+1)}} \quad (1.11)$$

$$\mu_2' = A_{k,l,m} \frac{\Gamma(l-m-1)}{(k+1)^{(l-m-1)}} + B_{k,l,m} \frac{\Gamma(l-m)}{(k+1)^{(l-m)}} \quad (1.12)$$

$$\mu_3' = A_{k,l,m} \frac{\Gamma(l-m-2)}{(k+1)^{(l-m-2)}} + B_{k,l,m} \frac{\Gamma(l-m-1)}{(k+1)^{(l-m-1)}} \quad (1.13)$$

$$\mu_4' = A_{k,l,m} \frac{\Gamma(l-m-3)}{(k+1)^{(l-m-3)}} + B_{k,l,m} \frac{\Gamma(l-m-2)}{(k+1)^{(l-m-2)}} \quad (1.14)$$

2.2 Moment generating function

Apart from moments, some of the remarkable features such as the crude moments, mean, variance and so on, of a statistical distribution can as well be derived from its moment generating function (mgf).

Definition 4: Given a random variable X , such that $X \sim MIS(\theta, \beta)$, the moment generating function is given by

$$M_x(t) = \sum_{j=0}^{\infty} \frac{t^j}{j!} \left[A_{k,l,m} \frac{\Gamma(l-j-m+1)}{(k+1)^{(l-j-m+1)}} + B_{k,l,m} \frac{\Gamma(l-j-m+2)}{(k+1)^{(l-j-m+2)}} \right]$$

Let X denote a random variable having the modified inverse Shanker distribution (MIS) with parameters θ and β , then its moment generating function (mgf) is

$$M_x(t) = E(\ell^{tx}) = \int_0^{\infty} \ell^{tx} g(x) dx \quad (1.15)$$

Using Tailor's series

$$\ell^{tx} = 1 + tx + \frac{(tx)^2}{2!} + \dots = \sum_{j=0}^{\infty} \frac{t^j x^j}{j!} \quad (1.16)$$

Substituting (1.16) into (1.15) gives

$$M_x(t) = \int_0^{\infty} \sum_{j=0}^{\infty} \frac{t^j x^j}{j!} g(x) dx = \sum_{j=0}^{\infty} \frac{t^j}{j!} \int_0^{\infty} x^j g(x) dx$$

Where $\int_0^{\infty} x^j g(x) dx = E(x^j)$

Consequently, $M_x(t) = \sum_{j=0}^{\infty} \frac{t^j}{j!} E(x^j)$. Substituting, one obtains

$$M_x(t) = \sum_{j=0}^{\infty} \frac{t^j}{j!} \left[A_{k,l,m} \frac{\Gamma(l-j-m+1)}{(k+1)^{(l-j-m+1)}} + B_{k,l,m} \frac{\Gamma(l-j-m+2)}{(k+1)^{(l-j-m+2)}} \right] \quad (1.17)$$

2.3 Order Statistics of Modified Inverse Shanker Distribution

Suppose X_1, X_2, \dots, X_n are random samples of size n from a continuous distribution with pdf and cdf, $f(x)$ and $F(x)$ respectively. If these random variables are arranged in ascending order, they are referred to as order statistics. The smallest of the X_{ω}^s is denoted by $X_{(1)}$, the second smallest is denoted by $X_{(2)}, \dots$, and the largest is denoted by $X_{(n)}$. That is, the order statistics is such that $x_1 \leq x_2 \leq x_3 \leq \dots \leq x_n$, the pdf of the ω^{th} order statistics defined by [12]

$$f_x(x) = \frac{n!}{(p-1)!(n-p)!} G^{p-1}(x) [1-G(x)]^{n-p} g(x)$$

$$f_x(x) = \frac{n!}{(p-1)!(n-p)!} \sum_{i=0}^{n-p} \binom{n-p}{i} (-1)^i G(x)^{p+i-1} g(x) \quad (1.18)$$

substituting (1.6) and (1.7) into (1.18) gives

$$f_x(x) = \frac{n!}{(p-1)!(n-p)!} \sum_{i=0}^{n-p} \binom{n-p}{i} (-1)^i \left\{ 1 - \left[\frac{\theta^2 x + x + \theta}{(\theta^2 + 1)x} \right] \ell^{-\theta/x} \right\}^{\beta(p+i)-1}$$

$$\times \frac{\beta \theta^2}{\theta^2 + 1} \left(\frac{\theta x + 1}{x^3} \right) \left\{ 1 - \left[\frac{\theta^2 x + x + \theta}{(\theta^2 + 1)x} \right] \ell^{-\theta/x} \right\}^{\beta-1} \ell^{-\theta/x}$$

$$= \frac{\beta \theta^2 n! (\theta x + 1) x^{-3}}{(p-1)!(n-p)! (\theta^2 + 1)} \ell^{-\theta/x} \sum_{i=0}^{n-p} \binom{n-p}{i} (-1)^i \left\{ 1 - \left[\frac{(\theta^2 x + x + \theta) x^{-1}}{(\theta^2 + 1)} \right] \ell^{-\theta/x} \right\}^{\beta(p+i)-1} \quad (1.19)$$

Using Binomial series expansion on equation (1.19) gives the pdf of the order statistics of the modified inverse Shanker distribution

$$f_x(x) = \frac{n! \beta (\theta x + 1)}{(p-1)!(n-p)!} \ell^{-\frac{\theta(j+1)}{x}} \sum_{i=0}^{n-p} \binom{n-p}{i} (-1)^i \sum_{j=0}^{\infty} \binom{\beta(p+i)-1}{j} (-1)^j$$

$$\times \sum_{k=0}^j \binom{j}{k} \sum_{l=0}^k \binom{k}{l} \frac{\theta^{2j-k-l+2}}{(\theta^2 + 1)^{j+1}} x^{k+l-3} \quad (1.20)$$

However, the cdf of p^{th} order statistics of the modified inverse Shanker distribution is given by

$$F_x(x) = \sum_{j=p}^n \binom{n}{j} G^j(x) [1-G(x)]^{n-j}$$

$$= \sum_{j=p}^n \binom{n}{j} \sum_{\varphi=0}^{n-j} \binom{n-j}{\varphi} (-1)^\varphi G^{j+\varphi}(x) \quad (1.21)$$

Substituting (1.7) in (1.21), complex algebra shows that the cdf of the p th

$$F_x(x) = \sum_{j=p}^n \binom{n}{j} \sum_{\varphi=0}^{n-j} \binom{n-j}{\varphi} (-1)^\varphi \sum_{q=0}^{\infty} \binom{\beta(j+\varphi)}{q} (-1)^q \sum_{r=0}^q \binom{q}{r} \sum_{t=0}^r \binom{r}{t} \frac{\theta^{2q-r-t}}{(\theta^2+1)^q} x^{t-r} \quad (1.22)$$

2.4 Renyi Entropy

The entropy of a random variable, say X is a measure of its variation of uncertainty. One of the common entropy measure is introduced by [13]. If X is a continuous random variable having probability density function $g(\bullet)$, the Rényi entropy of a random variable X from a continuous distribution is given by

$$T_r(\alpha) = \frac{1}{1-\alpha} \log \left[\int g_r^\alpha(x) dx \right]; \alpha > 0, \alpha \neq 1 \quad (1.23)$$

$$\begin{aligned} &= \frac{1}{1-\alpha} \log \left\{ \frac{\beta \theta^2}{\theta^2+1} \left(\frac{\theta x+1}{x^3} \right) \left\{ 1 - \left[\frac{\theta^2 x + x + \theta}{(\theta^2+1)} \right] \ell^{-\theta/x} \right\}^{\beta-1} \ell^{-\theta/x} \right\}^\alpha dx \\ &= \frac{1}{1-\alpha} \log \left\{ \sum_{i=0}^{\infty} \binom{\alpha(\beta-1)}{i} (-1)^i \sum_{j=0}^i \binom{i}{j} \sum_{k=0}^j \binom{j}{k} \frac{\beta^\alpha \theta^{3\alpha+2i-j-k}}{(\theta^2+1)^{\alpha+i}} \int_0^{\infty} x^{-(j-k+2\alpha+1)} \ell^{-\frac{\theta(\alpha+i)}{x}} dx \right. \\ &\quad \left. + \sum_{i=0}^{\infty} \binom{\alpha(\beta-1)}{i} (-1)^i \sum_{j=0}^i \binom{i}{j} \sum_{k=0}^j \binom{j}{k} \frac{\beta^\alpha \theta^{2\alpha+2i-j-k}}{(\theta^2+1)^{\alpha+i}} \int_0^{\infty} x^{-(j-k+3\alpha+1)} \ell^{-\frac{\theta(\alpha+i)}{x}} dx \right\} \end{aligned}$$

Recall that $\int_0^{\infty} x^{-(\alpha+1)} \ell^{-\beta/x} = \frac{\Gamma \alpha}{\beta^\alpha}$, substituting, one obtains

$$\begin{aligned} &= \frac{1}{1-\alpha} \log \left\{ \sum_{i=0}^{\infty} \binom{\alpha(\beta-1)}{i} (-1)^i \sum_{j=0}^i \binom{i}{j} \sum_{k=0}^j \binom{j}{k} \frac{\beta^\alpha \theta^{-2j+\alpha+2i}}{(\theta^2+1)^{\alpha+i}} \cdot \frac{\Gamma(j-k+2\alpha)}{(\alpha+i)^{(j-k+2\alpha)}} \right. \\ &\quad \left. + \sum_{i=0}^{\infty} \binom{\alpha(\beta-1)}{i} (-1)^i \sum_{j=0}^i \binom{i}{j} \sum_{k=0}^j \binom{j}{k} \frac{\beta^\alpha \theta^{-2j-\alpha+2i}}{(\theta^2+1)^{\alpha+i}} \cdot \frac{\Gamma(j-k+3\alpha)}{(\alpha+i)^{(j-k+3\alpha)}} \right\} \\ T_r(\alpha) &= \frac{1}{1-\alpha} \log \left\{ \lambda_{ijk} \frac{\Gamma(j-k+2\alpha)}{(\alpha+i)^{(j-k+2\alpha)}} + \gamma_{ijk} \frac{\Gamma(j-k+3\alpha)}{(\alpha+i)^{(j-k+3\alpha)}} \right\} \quad (1.24) \end{aligned}$$

where

$$\lambda_{ijk} = \sum_{i=0}^{\infty} \binom{\alpha(\beta-1)}{i} (-1)^i \sum_{j=0}^i \binom{i}{j} \sum_{k=0}^j \binom{j}{k} \frac{\beta^\alpha \theta^{-2j+\alpha+2i}}{(\theta^2+1)^{\alpha+i}}$$

$$\gamma_{ijk} = \sum_{i=0}^{\infty} \binom{\alpha(\beta-1)}{i} (-1)^i \sum_{j=0}^i \binom{i}{j} \sum_{k=0}^j \binom{j}{k} \frac{\beta^\alpha \theta^{-2j-\alpha+2i}}{(\theta^2+1)^{\alpha+i}}$$

3 Measures of Reliability

In this study, three measures of reliability, the survival function, hazard rate and reverse hazard rate are considered.

Definition 5: Let X be a positive random variable from modified inverse Shanker distribution with probability density function $f(x)$ and cumulative distribution function $F(x)$. Thus, the survival function and hazard rate are respectively given by

$$S_{MIS}(x) = 1 - \left\{ 1 - \left[\frac{(\theta^2 x + x + \theta)}{(\theta^2 + 1)x} \right] \ell^{-\theta/x} \right\}^\beta \quad (1.25)$$

$$h_{MIS}(x) = \frac{\frac{\beta\theta^2}{\theta^2+1} \left(\frac{\theta x + 1}{x^3} \right) \left\{ 1 - \left[\frac{\theta^2 x + x + \theta}{(\theta^2 + 1)x} \right] \ell^{-\theta/x} \right\}^{\beta-1} \ell^{-\theta/x}}{1 - \left\{ 1 - \left[\frac{\theta^2 x + x + \theta}{(\theta^2 + 1)x} \right] \ell^{-\theta/x} \right\}^\beta} \quad (1.26)$$

Survival function $s(x)$ is monotone decreasing over the interval $[0, \infty)$, $\lim_{x \rightarrow 0} s(x) = 1$, implies a proper functioning system, while $\lim_{x \rightarrow \infty} s(x) = 0$, means that the no system remains working forever.

Also, the reversed hazard rate $\Omega_r(x)$ is given by

$$\Omega_r(x) = \frac{f(x)}{F(x)} \quad (1.27)$$

Substituting for $f(x)$ and $F(x)$, we obtain the reverse hazard function of modified inverse Shanker distribution. Thus,

$$\Omega_r(x) = \frac{\frac{\beta\theta^2}{\theta^2+1} \left(\frac{\theta x + 1}{x^3} \right) \left\{ 1 - \left[\frac{\theta^2 x + x + \theta}{(\theta^2 + 1)x} \right] \ell^{-\theta/x} \right\}^{\beta-1} \ell^{-\theta/x}}{\left\{ 1 - \left[\frac{\theta^2 x + x + \theta}{(\theta^2 + 1)x} \right] \ell^{-\theta/x} \right\}^\beta} \quad (1.28)$$

Figures 2 and 3 show the plot of the survival function and hazard rate of the modified inverse Shanker distribution using different values of β and θ

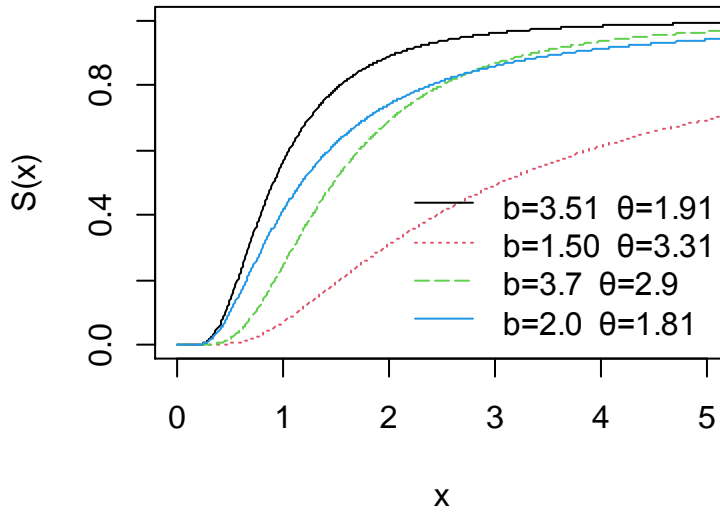


Fig. 2: Survival function of MIS distribution

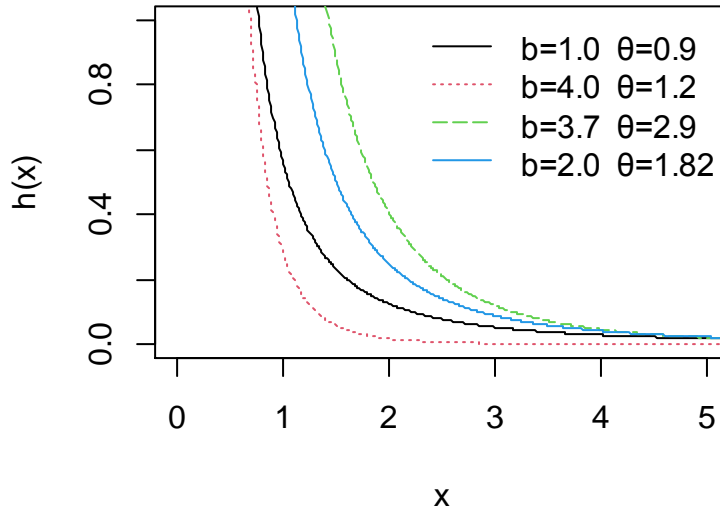


Fig. 3: Hazard rate function of MIS distribution

4 Maximum Likelihood Estimation of parameters of MIS distribution

Let $(x_1, x_2, x_3, \dots, x_n)$ be an independent identically distributed random samples of size n with probability density function given in (1.6). Then, the likelihood function L of modified inverse Shanker distribution is given by

$$L = \prod_{i=1}^n \frac{\beta \theta^2}{\theta^2 + 1} \left(\frac{\theta x + 1}{x^3} \right) \left\{ 1 - \left[\frac{\theta^2 x + x + \theta}{(\theta^2 + 1)x} \right] \ell^{-\theta/x} \right\}^{\beta-1} \ell^{-\theta/x} \quad (1.29)$$

The log – likelihood function is given by ℓ is

$$\ln L = \left\{ n \ln \beta + 2n \ln \theta - n \ln (\theta^2 + 1) + \sum_{i=1}^n \ln \left[\frac{\theta}{x_i^2} \right] + \sum_{i=1}^n \ln \left[\frac{i}{x_i^3} \right] \right. \\ \left. + (\beta - 1) \sum_{i=1}^n \ln \left\{ 1 - \left[\frac{\theta^2 x + x + \theta}{(\theta^2 + 1)x} \right] \ell^{-\theta/x} \right\} - \theta \sum_{i=1}^n \frac{1}{x_i} \right\} \quad (1.30)$$

Differentiating (1.30) once with respect to θ and β , we arrived at the following

$$\frac{\partial \ln L}{\partial \beta} = \frac{n}{\beta} - \frac{2\theta n}{\theta} + \sum_{i=1}^n \ln \left\{ 1 - \left(\frac{\theta^2 x + x + \theta}{(\theta^2 + 1)x} \right) \ell^{-\frac{\theta}{x}} \right\} \quad (1.31)$$

$$\frac{\partial \ln L}{\partial \theta} = \frac{2n}{\theta} - \frac{2\theta n}{(\theta^2 + 1)} + \frac{n}{\theta} + (\beta - 1) \sum_{i=1}^n \left\{ \frac{(\theta^2 + 1)x \left(2\theta x - \theta^2 x - \frac{\theta}{x} - 2\theta x (\theta^2 x + x + \theta) \right)}{\theta^2 x + x - \theta} \right\} \quad (1.32)$$

The maximum likelihood estimates of the parameters θ and β are obtained by solving the nonlinear equations (1.31) and (1.32) numerically, and evaluating at

$$\frac{\partial \ln L}{\partial \theta} = 0 \text{ and } \frac{\partial \ln L}{\partial \beta} = 0$$

The interval estimation of any of the parameters of the MIS distribution is possible when the necessary standard error estimate is known. As $n \rightarrow \infty$, the maximum likelihood $\hat{\varepsilon} = (\hat{\beta}, \hat{\theta})$ of $\varepsilon = (\beta, \theta)$ is asymptotically normally distributed with mean θ and variance – covariance matrix.

$$v = \begin{pmatrix} v_{11} & v_{12} & v_{13} \\ v_{21} & v_{22} & v_{23} \\ v_{31} & v_{32} & v_{33} \end{pmatrix} = \begin{pmatrix} \frac{\partial^2 l}{\partial \beta^2} & \frac{-\partial^2 l}{\partial \beta \partial \gamma_1} & \frac{\partial^2 l}{\partial \beta \partial \theta} \\ \frac{-\partial^2 l}{\partial \beta \partial \gamma_1} & \frac{-\partial^2 l}{\partial \beta^2} & \frac{-\partial^2 l}{\partial \alpha \partial \theta} \\ \frac{\partial^2 l}{\partial \beta \partial \theta} & \frac{-\partial^2 l}{\partial \alpha \partial \theta} & \frac{-\partial^2 l}{\partial \theta^2} \end{pmatrix}^{-1}$$

Therefore, an appropriate 100 (1 – α)% confidence intervals for β and θ are defined as follows:

$$\hat{\beta} \pm \frac{z_{\alpha}}{2} \sqrt{\hat{v}_{11}}, \quad \hat{\alpha} \pm \frac{z_{\alpha}}{2} \sqrt{\hat{v}_{22}} \text{ and } \hat{\theta} \pm \frac{z_{\alpha}}{2} \sqrt{\hat{v}_{33}} \quad (1.33)$$

To obtain the parameter estimates and their corresponding standard error, R package shall be used.

4.1 Applications of Modified Inverse Shanker distribution on real data sets

In this section, the suggested distribution has been applied on two real datasets and compared with two parameters Quasi Shanker distribution (QSD), one parameter Shanker distribution (SD), Power Shanker distribution (PSD) and Length Biased Weighted Shanker Distribution (LBWS). Goodness of fit of the distributions has been carried out by means of Akaike information criteria (AIC), Bayesian Information criteria (BIC) values respectively. The values are computed for each distribution and also compared. The best goodness of fit of the distribution is judged base on the one with minimum value of AIC and BIC. Comparison of distributions are shown in table 1 and 2 for the first and second datasets respectively. It shows the calculated values of AIC and BIC, log-likelihood, Anderson-Darling statistic and the p-values of the distribution. Also, Table 3 and 4 show calculated 95% confidence intervals for the parameters of the distributions.

Data set 1: This data set given by [15] represents the failure times of the air conditioning system of an airplane.

23, 261, 87, 7, 120, 14, 62, 47, 225, 71, 246, 21, 42, 20, 5, 12, 120, 11, 3, 14, 71, 11, 14, 11, 16, 90, 1, 16, 52, 95

Data set 2: The data-sets represent the survival times of two groups of patients suffering from Head and Neck cancer disease. The patients were treated using a combined radiotherapy and chemotherapy. These real life data-sets were previously analyzed by [15] and are presented below:

12.20, 23.56, 23.74, 25.87, 31.98, 37, 41.35, 47.38, 55.46, 58.36, 63.47, 68.46, 78.26, 74.47, 81.43, 84, 92, 94, 110, 112, 119, 127, 130, 133, 140, 146, 155, 159, 173, 179, 194, 195, 209, 249, 281, 319, 339, 432, 469, 519, 633, 725, 817, 1776

Table 1: MLEs, S.E, LL, AIC, BIC and AICc (1st dataset)

| Model | Parameters | S.E | LL | AIC | BIC | AD | p |
|-------|---|------------------|---------|----------|----------|----------|----------|
| MIS | $\beta = 0.6494092$ | 0.1506 | -157.19 | 318.3941 | 321.1965 | 1.3512 | 0.2163 |
| | $\theta = 8.2431982$ | 2.2641 | | | | | |
| QSD | $\alpha = 0.00001446231$ $\theta = 0.03357515$ | 0.0029 0.0052 | -162.87 | 329.7443 | 332.5467 | 5.1448 | 0.002502 |
| SD | $\theta = 0.03357872$ | 0.0043 | -162.87 | 327.7443 | 329.1455 | ∞ | 2.00E-05 |
| LBWS | $\theta = 0.05036684$ | 0.0053 | -178.23 | 358.4545 | 359.8557 | 13.609 | 2.00E-05 |

Table 2: MLEs, S.E, LL, AIC, BIC and AICc (2nd dataset)

| Model | Parameters | S.E | LL | AIC | BIC | AD | p |
|-------|----------------------|-----------|-----------|----------|--------|---------|--------|
| EIS | $\beta = 1.167573$ | 0.2431443 | -279.3058 | 562.6116 | 566.18 | 0.50446 | 0.7413 |
| | $\theta = 84.870922$ | 16.503699 | | | | | |

| | | | | | | | |
|-------------|-----------------------|-----------|-----------|----------|----------|----------|----------|
| PSD | $\alpha=0.6680546$ | 0.0692831 | -279.9994 | 563.9989 | 567.5673 | 0.55803 | 0.6876 |
| | $\theta=0.0610248$ | 0.0244364 | | | | | |
| SD | $\theta = 0.00898583$ | 0.0009458 | -289.7547 | 581.5093 | 583.2935 | ∞ | 1.36E-05 |
| LBWS | $\theta = 0.0134245$ | 0.0011619 | -304.9733 | 611.9466 | 613.7308 | 11.079 | 1.42E-05 |

Table 3: MLEs of the parameters EIS distribution and their C.I (1st dataset)

| Model | parameter | S.E | 95% Confidence Interval | |
|-------|----------------------|-------------|-------------------------|-------------|
| | | | Lower Limit | Upper Limit |
| EIS | $\beta = 0.6494$ | 0.1506 | 0.3542 | 0.9446 |
| | $\theta = 8.2432$ | 2.2641 | 3.8056 | 12.6808 |
| QSD | $\alpha=0.00001446$ | 0.002865 | -0.0056001 | 0.005629 |
| | $\theta = 0.0335752$ | 0.005188305 | 0.02341 | 0.04374 |
| SD | $\theta = 0.0335787$ | 0.00432867 | 0.02509 | 0.04206 |
| LBWS | $\theta = 0.0503668$ | 0.00530472 | 0.03997 | 0.06076 |

Table 4: MLEs of the parameters EIS distribution and their C.I (2nd dataset)

| Model | parameter | S.E | 95% Confidence Interval | |
|-------------|-----------------------|------------|-------------------------|-------------|
| | | | Lower Limit | Upper Limit |
| EIS | $\beta = 1.167573$ | 0.2431443 | 0.691 | 1.6441 |
| | $\theta=84.870922$ | 16.5036994 | 52.5237 | 117.2182 |
| PSD | $\alpha=0.6680546$ | 0.0692831 | 0.5323 | 0.8038 |
| | $\theta=0.0610248$ | 0.02443642 | 0.0131 | 0.1089 |
| SD | $\theta = 0.00898583$ | 0.00094582 | 0.0071 | 0.01084 |
| LBWS | $\theta = 0.01342449$ | 0.00116189 | 0.0111 | 0.0157 |

In table 1 and 2, the values of AIC and BIC of MIS distribution are least when compared to the other distributions, thus, **considered to have provided a better** fit. However, a look at the 95% confidence intervals show that all the parameter estimates for the distributions lie **within 95%** confidence interval. A test of

goodness of fit for the proposed distribution using Anderson-darling (AD) showed that modified Inverse Shaker distribution has a good fit.

5 Conclusion

Efforts are made every day by statisticians to provide a model that can be used to fit or describe a situation under study. All these efforts emanate from the fact that the quality of the empirical results obtained by applying many parametric approaches of analysis significantly **rely on how** sound, a chosen distribution fits the data under consideration. In this study, we have introduced and studied the properties of a new distribution called the modified inverse Shanker distribution. Specifically, we have derived the r th moments, first four raw moments, moment generating function, the pdf and cdf of the order statistics respectively. Using a numerical illustration, the distribution is found to provide a better fit than the competing distributions.

References

- [1] Chrisogonus K. Onyekwere, George A. Osuji and Samuel U. Enogwe. Inverted Power Rama Distribution with Applications to Life Time Data; *Asian Journal of Probability and Statistics*. 9(4): 1-21, 2020; Article no.AJPAS.62214, ISSN: 2582-0230.
- [2] Mouna Z. The Kumaraswamy-Rani Distribution and Its Applications. *J Biom Biostat*, Volume 11:1, 2020; DOI: 10.37421/jbmbs.2020.11.436
- [3] Umeh E.U., Umeokeke E. and Ibenegbu H. A. Two-parameter Rama distribution, *Earthline Journal of Mathematical Sciences*.p365-382.DOI:10.34198/ejms.2219.365382,(2019)
- [4] Chrisogonus Kelechi Onyekwere, George Amaeze Osuji, Samuel Ugochukwu Enogwe, Michael Chukwuemeka Okoro, Victor Nduka Ihedioha. Exponentiated Rama Distribution: Properties and Application. *Mathematical Theory and Modeling*; ISSN 2224-5804 (Paper) ISSN 2225-0522 (Online), Vol.11, No.1, 2021
- [5] Shanker R. Shanker Distribution and Its Applications, *International Journal of Statistics and Applications* 2015, 5(6): 338-348
- [6] Sharma V.K, Singh S.K, Singh U., and Agiwal V., "The inverse Lindley distribution: a stress-strength reliability model with application to head and neck cancer data", *Journal of Industrial and Production Engineering*, vol. 32, no. 3, pp. 162-173, 2015.
- [7] Keller, A. Z., & Kamath, A. R. (1982). Reliability analysis of CNC machine tools. *Reliability Engineering*, 3, 449–473. doi:10.1016/0143-8174(82)90036-1
- [8] Nwankwo K.C, Onyeagu I.S, Nwankwo C.H., Osuji G.A., and Onyekwere C.K. On the Characteristics and Application of Inverse Power Pranav Distribution, *Journal of Advances in Mathematics and Computer Science*, 36(7), 52-65, 2021
- [9] Kamlesh Kumar Shukla, Inverse Ishita Distribution: Properties and Applications, *RT&A*, No 1 (61) Volume 16, 2021
- [10] Hogg, R.V., J.W. McKean and A.T. Craig. *Introduction to Mathematical Statistics*, 8th edn, Pearson Education, Inc.2019.
- [11] Mudholkar, G.S. and Srivastava, D.K. Exponentiated Weibull family for analyzing bathtub failure-rate data, *IEEE Transact. Reliab*, 42(2), 299 – 302, 1993.
- [12] Hogg, R.V., J.W. McKean and A.T. Craig. *Introduction to Mathematical Statistics*, 8th edn, Pearson Education, Inc.2019b.

- [13] Rényi Alfred (1961) On Measure of Entropy and Information. *Mathematical Institute Hungarian Academy of Sciences*; fourth Berkeley Symposium.
- [14] Linhart, H. and Zucchini, W.(1986) Model Selection, *John Wiley, New York*.
- [15] Vikas, K. S., Sanjay K.S and Umesh S.(2014). A new upside-down bathtub shaped hazard rate model for survival data analysis, *Applied Mathematics and Computation*.2014;239:242-253.DOI:10.1016/j.amc.2014.04.048

UNDER PEER REVIEW