

Original Research Article

Comparative Effect of Ratio of Fermented *Azolla pinnata* on Growth and Survival of Carp (*Cyprinus carpio*) Seeds.

ABSTRACT

The production in Indonesia of cultured fish in 2019 has increased from the previous year, the high demand for freshwater fish, especially carp will affect the feed needed in the cultivation process, while for now the price of commercial fish feed with good protein content the price of commercial feed are too expensive to come by and not readily available. The research evaluated the effect of different levels of formulated feed with fermented *Azolla pinnata* on the growth and survival of carp juveniles. The different levels of feeding fermented *Azolla pinnata* on the growth and survival of carp juvenile. The research was conducted from March 3, 2021 to November 2021 at the Fisheries Laboratory, Faculty of Fisheries and Marine Sciences, Padjadjaran University. This study used methods and Completely Randomized Design (CRD), which consisted of five treatments with triplicate of each, namely commercial feed control and feed containing 25%, 50%, 75%, and 100% of fermented *Azolla pinnata*. The test 300 carp juveniles were used for this study and they were divided into five groups containing 20 carp juveniles with triplicate of each group of 5-7 cm. The containers used in this study were 15 aquariums with a size of $40 \times 30 \times 30 \text{ cm}^3$, the density of carp juvenile during the study was 20 fish per aquarium with a maintenance period of 40 days. The feed given was 5% of the body weight of the test fish. Parameters observed were growth rate, feed conversion ratio, absolute growth, survival rate, and water quality which were observed weekly. Data obtained from this study were analyzed using ANOVA by Duncan's multiple post hoc analysis with a 95% confidence level. Based on the result obtained from this study it is concluded that carp juveniles fed with 50% of *Azolla pinnata* yield the best result and it is

therefore recommended for a growth rate of 2.29%, absolute growth of 2.9 grams, feed conversion ratio of 2.05 and a survival rate of 73%.

Keywords: *Carp*, *Azolla pinnata*, growth rate , fermentation , feed conversion ratio, survival rate, absolute growth

1. INTRODUCTION

Belongs the class of fish called Carp (*Cyprinus carpio*) is one of the freshwater fish that has economic value and is favored by the community, and contains omega 3 which can reduce cholesterol in the blood of human when consumed fish, is resistant to disease and tolerant of temperature fluctuations (Patriono *et al.* 2009). Goldfish are classified as omnivores, namely fish that prey on various types of food, and the nutritional content of goldfish is 16% protein, 2% fat, 1% carbohydrates (Anggraeni and Abdulgani 2013). Fish production in 2019 has increased from the previous year, currently in the aquaculture sector it has been recorded to reach 8.2 tons. Production in the aquaculture sector is currently increasing due to independent feed activities. Meanwhile, the development of freshwater fish production in 2020 is targeted to reach 18.44 million tons. (Directorate General of Aquaculture 2019). The high demand for freshwater fish, especially carp, which is the most desirable commodity, will affect the feed needed in the cultivation process. Thus, additional feed that has high protein is needed to form new tissues and repair existing tissues, including fat, carbohydrates, crude fiber, vitamins, and minerals. The addition of the feed is expected to have a low price as an additive to the main fish feed. One of them is using *Azolla* which is an aquatic plant. *Azolla pinnata* is a water fern that lives in rice fields, swamps, lakes and small rivers in tropical and sub-tropical areas, *Azolla pinnata* can be easily found and is usually not utilized by farmers and only considers it a weed, but actually *Azolla pinnata* has a very high protein content of 25-30%

(Wicaksono *et al.* 2018). *Azolla pinnata* has the potential to be used as feed because it is widely found in calm waters. The protein content contained in *Azolla pinnata* is 21.58%, crude fat 2.23%, crude fiber 17.86%, ash 23.94% (Askar 2001). *Azolla* contains 24-30% crude protein, 0.4-1% calcium, 2-4.5% phosphorus, 3-3.3% fat, 9.1-12.7% crude fiber, 6.5% starch, and does not contain toxic compounds (Haetami, 2002). This study emphasizes the use of *Azolla pinnata* as a solution to reduce costs at the time of production which is used as a feed additive at a low price and to determine the effect of the ratio of *Azolla pinnata* and commercial feed on the growth and survival of carp (*Cyprinus carpio*).

2. MATERIALS AND METHODS

The research process lasted for 40 days from March to April 2021, at the Fisheries Laboratory, Faculty of Fisheries and Marine Sciences, Padjadjaran University. The tools used in the research are aquarium, analytical scales, ruler, pH meter, DO meter, thermometer, heater, millimeter block, stationery and documentation tools, while the materials used in the research are goldfish seeds measuring 5-8 cm, *Azolla pinnata* and EM4.

The method used in this research is the experimental method. This experimental design used a completely randomized design (CRD) with 5 treatments and with triplicate of each group. Furthermore, the analysis using the method of analysis of variance (Anova) F-test at the 95% confidence level. If there is a significant difference, it is continued with *Duncan's Multiple Range Test* (DMRT) with a significance level of 5%.

Experimental A : 100% *Azolla pinnata*

Experimental B : 25% *Azolla pinnata* and 75% commercial feed

Experimental C : 50% *Azolla pinnata* and 50% commercial feed

Experimental D : 75 % *Azolla pinnata* and 25% commercial feed

Experimental E : 100% commercial feed

Preparation begins with the adaptation of the test fish for 3 days and continues with the preparation of the test feed and aquarium. Preparation of test feed to be used is commercial feed with a minimum protein content of 30% and dried *Azolla pinnata* which has been fermented and mashed mixed together. Feeding was carried out 3 times a day, namely in the morning, afternoon and evening at 07.00, 12.00 and 17.00 WIB .

The parameters observed are as follows:

a. Relative Growth Rate

According to (Taeuchi 1988 in Rachmawati and Samidjan 2006, Perdana *et al* 2016 in Arsyadana *et al.* 2017) The relative *growth rate* or abbreviated as RGR is calculated by the following formula:

$$RGR = \frac{W_t - W_o}{W_o \times t} \times 100 \%$$

Information:

RGR : Relative growth rate (%/day)

W_t : Biomass of fish at the end of rearing (g)

W_o : Biomass of fish at the beginning of rearing (g)

t : Maintenance time (days)

b. Absolute growth

Absolute growth using the following formula (Weatherley in Putri *et al.* 2017)

.

$$W = W_t - W_o$$

Information :

W : Growth absolute weight (g)

W_t : Final weight of maintenance (g)

W_o : Initial weight of maintenance (g)

c. Life sustainability

Survival is a percentage of the number of organisms that live at the end of a certain time (Perdana *et al.* 2016 in Arsyadana *et al.* 2017) .

$$SR (\%) = \frac{N_t}{N_o} \times 100 \%$$

Information :

SR : Survival rate (%)

N_t : Number of fish fry at the end of the t research

N_o : Initial number of fish seeds

d. Feed Conversion Ratio

Feeding ratio is one of the efficiency parameters of FCR (*Feed Conversion Rate*) feeding (Arsyadana *et al.* 2017) .

$$FCR = \frac{\text{Pakan yang diberikan (g)}}{\text{Pertambahan bobot ikan (g)}}$$

e. Water quality

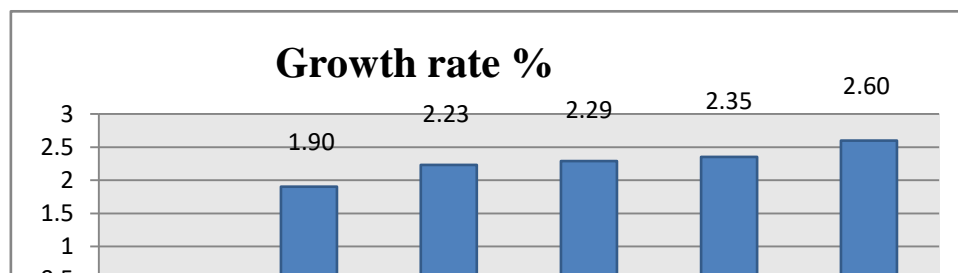
Water quality measurements were carried out to determine the condition of the water as the environment where live fish fry were measured, namely temperature, dissolved oxygen (DO) and pH, measurements were carried out every 7 days.

3. RESULTS AND DISCUSSION

3.1 Relative Growth Rate

Growth rate is the result of metabolism that can cause weight and volume gain in a certain period of time. Based on the results of observations made on goldfish which were treated for 40 days with five different treatments, namely as follows.

The effect of the treatment results on the relative growth rate of carp was analyzed using variance at the 95% confidence level, showing significantly different results between commercial feed and feed added with azolla.



Gambar 1. Laju Pertumbuhan Ikan Mas

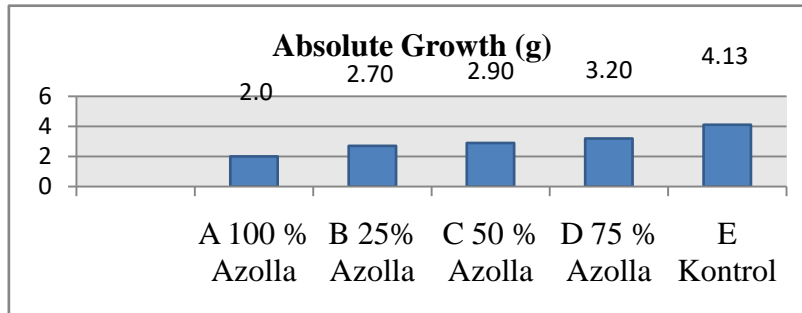
In this study, with a maintenance period of 40 days, it was found that carp with treatment E (control) had the best value, this was because the fish had previously been used to the feed given during the study so they no longer had to adapt to the feed given. The treatment with a large growth value after control was treatment D (75% *Azolla pinnata*), with this, *Azolla* could be used to increase growth in fish.

Growth in fish will occur because of the energy left behind after the needs for metabolism and for the fish's body are met. Growth in fish will continue to occur if the feed consumed has protein levels, protein levels and the right protein-energy balance so that protein is used as a building block for the body for growth, while non-protein energy from fat and carbohydrates is used as an energy source (Gusrina 2008). The amount of feed that can be consumed by fish every day and the level of daily food consumption are factors that influence fish to grow optimally (Saputra *et al.* 2018).

3.2 Absolute Growth

The next parameter, namely absolute growth, shows that there is growth in fish during maintenance, this can happen because the fish are able to absorb feed well and the feed given is according to their needs. A very important factor in determining the

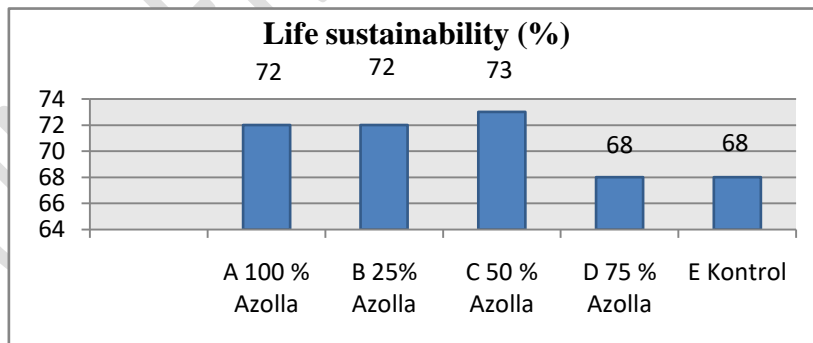
level of feed consumption is feed that has physical and chemical conditions possessed by feed ingredients which are reflected by their appearance, smell, texture and temperature so that they will help accelerate the fish growth process (Marbun *et al.* 2018) .



Gambar 2. Pertumbuhan Mutlak Ikan Mas

3.3 Life sustainability

The results of observations on the survival of carp during the maintenance period showed good results, where the average fish was able to survive above 65%. Below is a graph showing the treatment that produces the best survival value.



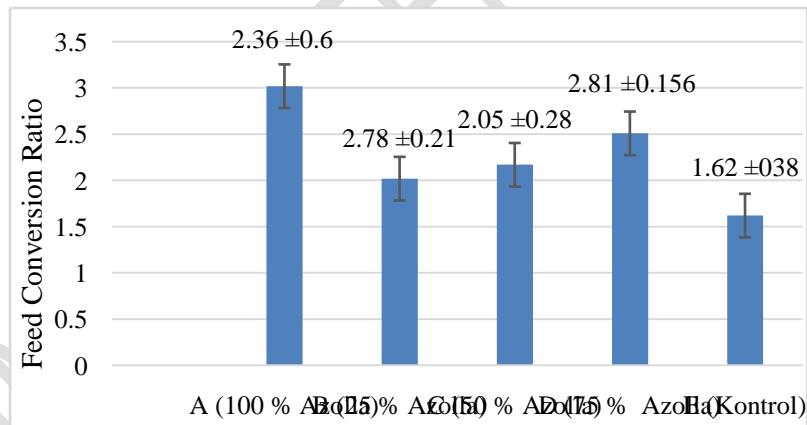
Gambar 3. Kelangsungan Hidup Ikan Mas

The survival of fish is also very dependent on the type of feed provided and the water conditions in the environment. Provision of feed with good quality and sufficient quantity to fish as well as good aquatic environmental conditions will

greatly support the survival of carp. Based on (Ministry of Agriculture 1999 in Fahrizal and Nasir 2017) states that the value of good survival for fish is on average 63.5% -86% . Meanwhile, according to Murjani (2011) stated that the survival of fish ranged from 68.89%-75.56%. Research that has been carried out by researchers on goldfish on the survival of carp has results with an average value of 68% - 73% which can be said to be good for the survival rate or survival of fish during cultivation and research.

3.4 Feed Conversion Ratio

Feed Conversion Ratio (FCR) is an indicator that determines feed effectiveness. It can be seen that if the feed conversion value is high, the efficiency level value is bad or not good, conversely if the value is lower, the feed conversion efficiency value will be better. The following is a graph of commercial feeding to which *Azolla pinnata* has been added with different presentation levels for 40 days.



Gambar 4. Rasio Konversi Pakan Ikan Mas

Feed efficiency for fish is closely related to the level of fish's preference for the feed given, in addition to this the ability of fish to digest feed is also an indicator or parameter of feed being able to be efficient. Good quality feed is feed that has complete nutritional value so that it can meet the needs of fish. According to (Hariati

1989 in Arief *et al.* 2014) states that the best level of feed use efficiency will be achieved at the lowest feed conversion calculation value, where the condition of feed quality is better than other treatments. The results of analysis of variance showed that the addition of commercial feed with azolla showed good results to improve the feed conversion ratio. This is reinforced by Hariyanti *et al.* (2017) the higher the conversion ratefeed , the more feed will be given. Undigested feed or types of feed that are less preferred by fish are the causes of high feed conversion ratios.

3.5 Water Quality

Water quality is one of the important role holders in aquaculture activities for the sustainability of fish. The following table of water quality during the maintenance of goldfish.

Table 1. Carp rearing water quality

Treatment	Parameter		
	Temperature (°C)	Do (mg/l)	pH
A 100% Azolla	28	5.5	7.1
B 25% Azolla	28	5.3	7.6
C 50 % Azolla	28	5.3	7.5
D 75% Azolla	28	5.6	7.6
E Control	28	5.6	7.6
Standard	28-30*	>5*	6.5-8.5*

Note: * SNI (1999)

Based on the data above, the range values obtained are still in normal conditions for the growth and survival of carp.

4. CLOSING

4.1 Conclusion

Based on the results of the research that has been done, it can be concluded that *Azolla pinnata* can be used as additional feed for carp, feeding with a mixture of 50% pellets with *Azolla pinnata* 50% is the best treatment with a growth rate of 2.29%, absolute growth of 2.9 grams, feed conversion ratio of 2.05 and survival rate of 73%.

4.2 Suggestions

It is better you retitled this has recommendation and recommend other things that needs to be done in order to achieve a better. Like feed toxicity testing.

BIBLIOGRAPHY

- Anggraeni, N. M and N. Abdulgani. 2013. The Effect of Natural and Artificial Feeding on the Growth of Betutu Fish (*Oxyeleotris marmorata bleeker*) Seeds . *Pomits Journal of Science And Arts* , 2(1): 197-201.
- Arief, M., N. Fitriani and S. Subekti. 2014. The Effect of Different Probiotics on Commercial Feeds on Growth and Feed Efficiency of Sangkuriang Catfish (*Clarias sp.*) . *Scientific Journal of Fisheries and Marine Affairs* , 6(1):49-53.
- Arizal, A. 2011. Nitrogen (N) Content in *Azolla pinnata* Grown in Water with Different P Levels. Thesis of the Faculty of Fisheries and Marine Sciences, Bogor Agricultural University . 1-35.
- Directorate General of Cultivation. 2019. kkp.go.id
- Fahrizal, A. and M. Nasir. 2017. Effect of Addition of Probiotics with Different Doses in Feed on Growth and Feed Conversion Ratio (FCR) of Tilapia (*Oreochromis Niloticus*) . *Median* , 9(1): 69-80.
- Gusrina. 2008. *Fish Cultivation Volume 2*. Directorate of Vocational High School Development, Jakarta. 162 pages

- Haetami, K. 2002. Evaluation of Digestibility of Azola Waste Feed on Freshwater Pomfret (*Colossoma macropomum* , CUVIER 1818). *Indonesian Journal of Aquaculture* , 9(1): 30-31.
- Haetami, K and Junianto. 2011. The Effectiveness of the Use of Supplements in the Bioprocess of Oil Palm Oil by Mold and Its Effect on the Digestibility of Tilapia. *Journal of Aquatics* , 2(1):1-16.
- Hariyanti, P., Prayogo and M. Lamid. 2017. Potential Addition of *Azolla* sp. in Catfish (*Clarias* sp.) Feed Formulation on Energy Retention and Feed Conversion Ratio. *Journal of Aquaculture Science* , 1(1):36-42.
- Murjani, A. 2011. Cultivation of Several Varieties of Sepat Swamp Fish (*Trichogaster trichopterus* Pall) With Commercial Feeding. *Fish Scientiae* , 1 (2): 214-232.
- Saputra, I., WK Putra and T. Yulinto. 2018. Conversion Rate and Feed Efficiency of Star Pomfret Fish (*Tracinotus blochii*) with Different Feeding Frequency. *Journal of Aquaculture Science* , 3(2):170-181.
- Wicaksono, A., F. Muhammad, JW Hidayat and D. Suryanto. 2018. The Effect of Composition of *Azolla pinnata* on Feed on the Growth of Milkfish (*Chanos chanos* Forsskal) at the Center for Brackish Water Aquaculture Fisheries (BBPBAP). *Biomes* , 20(2):113–122.