

## Original Research Article

### **A COMPARATIVE STUDY ON THE GONADOSOMATIC INDEX AND MILT VOLUME OF FOUR POPULATIONS OF *Clarias gariepinus* (BURCHELL, 1822) BROODSTOCK STRAINS FROM NORTH-EAST NIGERIA**

#### **ABSTRACT**

This study was carried out to compare and assess the Gonadosomatic Index (GSI) and Milt Volume of African catfish (*Clarias gariepinus*) from four population strains in the North-East of Nigeria. The broodstocks for the experiment were collected from lake Alau in Borno State, Lake Dadin Kowa in Gombe State, Lake Maladumba in Bauchi State and Lake Mayo Ranewo in Taraba State. The experiment was carried out at the hatchery complex of the Department of Fisheries, University of Maiduguri. A total of eighty *C. gariepinus*, twenty from each lake were collected. Standard methods were used to determine the gonadosomatic index and milt volume of the broodstock fish. The result obtained showed that the highest GSI value in males was  $0.48 \pm 0.14$  for fish caught from Lake Mayo Ranewo and the lowest GSI in males value was  $0.28 \pm 0.01$  for fish caught from Lake Maladumba. While the highest GSI value in females was  $9.18 \pm 2.48$  for fish caught from Lake Maladumba and the lowest GSI in females value was  $4.06 \pm 0.65$  for fish caught from Lake Dadin Kowa. There was a significant difference ( $P < 0.05$ ) on the GSI among the males and females fish broodstocks among Lakes. The highest milt volume  $2.66 \pm 0.16$  was recorded for fish caught from Lake Mayo Ranewo and the lowest milt volume in males value was  $2.32 \pm 0.11$  and  $2.32 \pm 0.11$  for fish caught from Lake Alau and Lake Dadin Kowa respectively. The results obtained in this study have increase our knowledge on the reproductive biology of wild *C. gariepinus* from the North-East of Nigeria and have also provided relevant information for fisheries and aquaculture management as well as breeding programmes.

**Keywords:** *Clarias gariepinus*, Gonadosomatic Index, Milt Volume, North-East Lakes

#### **INTRODUCTION**

Fishes are the foremost various and diverse group of vertebrates, they have a wide diversity of regenerative methods and are found in freshwater, brackish and marine species [1]. The quick development of the fish farming division is a reason to focus on high-quality broodstocks for an increment within the generation of fish seeds and fertility control in broodstocks.

The African catfish *Clarias gariepinus* (Burchell, 1822) is mostly considered as one of the driving cultivated farmed fish in Nigeria and it is considered the foremost looked for fish species among fish farmers, consumers and researchers because it commands a great commercial and study value [2]. It can consume artificial feed, the high feed conversion rate is not susceptible to disease, high growth rate, resistance to a wide extent of environmental conditions, and ability to reproduce in captivity [3].

Gonadosomatic Index (GSI) is an index of reproduction [4]. The gonadosomatic index is the ratio of fish gonad weight to body weight. The GSI is especially valuable and supportive in recognizing the days and seasons of spawning. During spawning, the ovaries of the gravid females will quickly increase in size and weight [5]. Thus the GSI gives a valuable estimation of the producing potential of fish [6].

Reproduction is the foremost crucial arrangement within the life cycle of a species, which determines its survival and success. The Gonadosomatic Index could be a dependable marker of changes in the dietary and vitality condition of fish [7].

For effective domestication of fishes, the gonadosomatic index is an important biological aspect that needs to be understood, it moreover plays a critical role in assessing the maturity index [8], gonadal state as well as the reproductive potential of fish [9].

Male *Clarias gariepinus* don't discharge milt when stripped therefore they need to be sacrificed to obtain semen for induced breeding. Although, milt collection after killing a male fish is compelling for artificial breeding, in most cases fish produces high viscose milt which is little in volume [10].

Milt quantity (volume) and quality are vital components that impact the production of viable larvae during the artificial propagation of African catfish [11]. To create high-quality fingerlings, endeavors are made to get milt of the most noteworthy quality and subsequently to produce the highest possible numbers of good quality fingerlings [12,13]. Milt quality is vital for the generation of high-quality fish hatchlings and the economical utilization of hatcheries [14].

The capacity of milt to effectively fertilize an egg could be a degree of the milt quality, such ability usually depends on subjective parameters [15]. Common measures of gamete quality incorporate milt volume, the viability of spermatozoa, egg morphology and chemical profile of gametes and seminal fluid, hatchability of eggs and malformation rate of embryos and fry survival [16-18]

One of the most sensitive baseline and endline for estimating the reproductive wellness of a fish populace in any environment is the degree of gamete quality [19]. The quality of sperm is exceedingly variable and depends on various external factors such as feeding regime, the quality of the feed, and the rearing temperature of the fish [20]. It is vital to utilize high-quality gametes with high milt volume from wild broodstocks in order to guarantee the production of valuable and profitable offspring that can withstand various factors for aquaculture [21].

Several researchers have researched the GSI, fecundity and egg size of distinctive fish species from Nigerian waters and these incorporate; [22-29]. Several studies have depicted semen characteristics in *C. gariepinus* including semen density and seminal plasma pH [30], sperm ultrastructure, motility, viability [31] and sperm metabolism [32]. According to [15], any measurable physical parameter that directly correlates with the fertilization rate of sperm could be potentially used as a measure of sperm quality. In a past study, [33] distinguished two types of testicular semen in African catfish depending on the maturation grade of the testes. [34,35], reported that variations between individual ages of the fish are also factors that determine the quality of egg and milt. Hajirezade *et al.* (2010), opined that feed conversion ratio, environmental conditions, and season of the year could influence milt quality respectively.

In the last two decades, one of the major advancements in fish culture is captive breeding. Agreeing to [36], the fish farming industry in Nigeria shows up to be more concerned around the quality and quantity of eggs rather than that of sperm, indeed even though the sperm quantity and quality of male broodstock affect significantly the production of healthy and inexhaustible hatchlings. It has appeared that in most commercial hatcheries where African catfish seeds are being propagated, semen is regularly insufficient both in terms of quantity (volume) and quality and does not always give fruitful fertilization in artificial breeding [15]. When male broodstock is limited, it is particularly imperative to guarantee that sperm quality is sufficient to attain a high percentage of fertilization. Artificial reproduction under more controlled conditions including stripping of eggs, collection of sperms, followed by fertilization of eggs has been developed. To ensure high fry survival and reproductive success there is a need to assess the milt quantity.

Milt volume has incredible variability among distinctive male individuals kept under the same conditions [33]. In foreseeing the reproductive results of broodstocks, knowledge of the Gonadosomatic Index is critical. Whereas information on some sperm quality is an important

factor to be considered in spawning, fertilization, hatching, and development of offspring [36,12]. It is, hence, fundamental to have adequate knowledge of the Gonadosomatic Index and Milt volume in order to achieve high success in any breeding activity. This study was aimed at comparing and assessing the Gonadosomatic index and milt volume of wild *Clarias gariepinus* from North-East Nigeria.

## MATERIALS AND METHODS

### Study Area

The wild population of *Clarias gariepinus* strains were collected from Lake Alau, Borno State, Lake Maladumba in Bauchi State, and Lake Mayo Ranewo in Taraba State, Dadin kowa Dam in Gombe State, River Benue in Adamawa State, Komadugu Lake in Yobe State.

Lake Alau is located between latitude  $11^{\circ}39'4''\text{N}$  and  $11^{\circ}40'02''\text{N}$  and longitude  $13^{\circ}39'92''\text{E}$  and 120m above the sea level. The total surface area of Lake Alau is  $56\text{ km}^2$  and a maximum depth is 10m with an effective storage capacity of 54,000ha [37]. The climate in Lake Alau is Sahelian with two distinct seasons with a day temperature of  $30^{\circ}\text{C}$  and night  $29^{\circ}\text{C}$  [38].

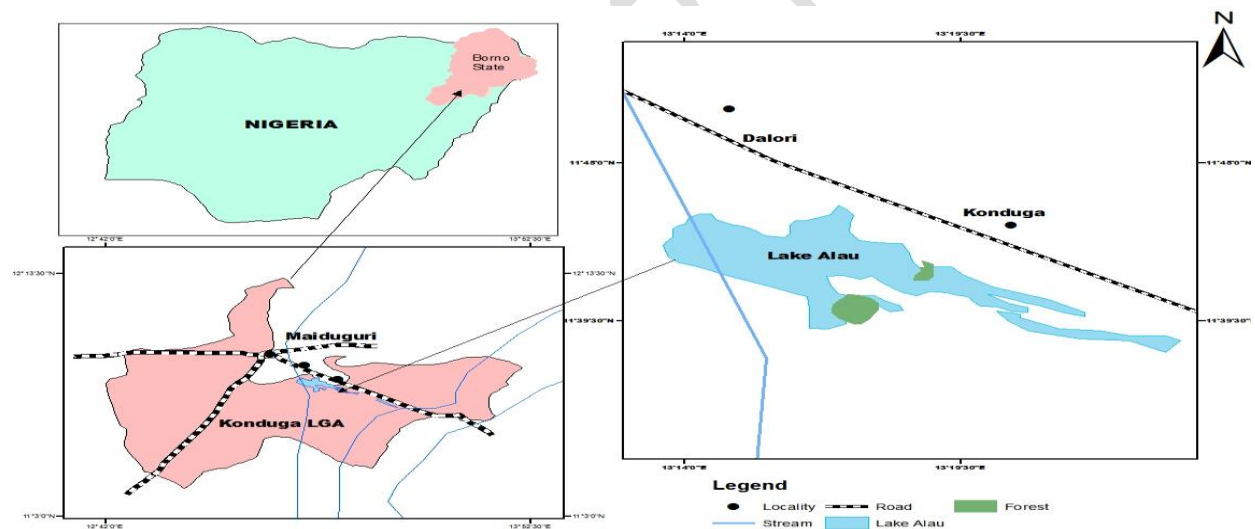


Figure 1: Lake Alau, Borno State

Lake Maladumba is located at Latitude  $11^{\circ}13'56''\text{N}$  and Longitude  $10^{\circ}21'42''\text{E}$  with a surface elevation of 408m above sea level. The Lake is a natural, shallow (1-2m) depression Lake, situated in a structural guided long, counterclockwise and clockwise semi-circular channel occupied by the River Kuka that drains into the Lake Kari and River Kari that partially drains the Lake during high water and the Lake undergoes accelerated siltation [39]. The climate is the Sudan type with two distinct seasons, a short (May to September) wet season and a longer

(October - April) dry season. Mean annual rainfall is 800mm with a unimodal distribution during the rainy season. Mean temperature range from 26<sup>0</sup>C during harmattan to 34<sup>0</sup> during the hot months [40].

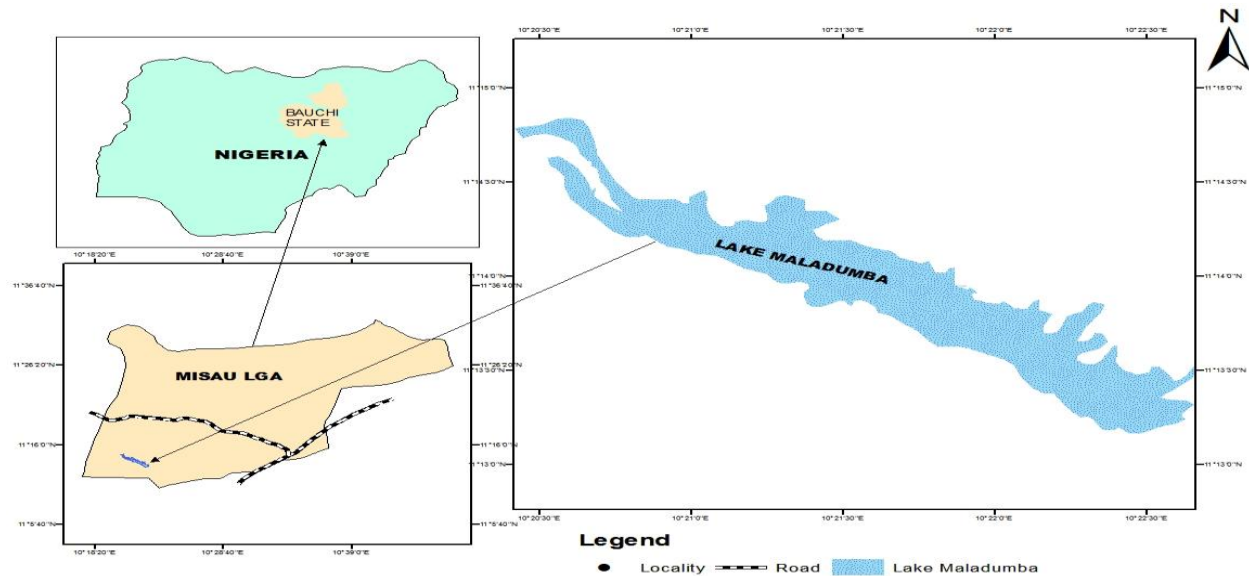


Figure 2: Lake Maladumba, Bauchi State

Dadin Kowa Dam is connecting the Gongola River located in Gombe State, Nigeria. The area lies between latitudes 10<sup>0</sup> 19' N and latitude 10<sup>0</sup> 32' N, and longitudes 11<sup>0</sup> 48' E and longitude 11<sup>0</sup> 54' E. The dam is situated about 35 kilometers to the east of Gombe town and provides drinking water for the town. The dam was built by the Federal Government in 1984, to provide irrigation and electricity for the planned Gongola sugar plantation project [41]. The reservoir has a capacity of 800 million cubic meters of water and a surface area of 300 square kilometers and has potential as a source of fish [41].

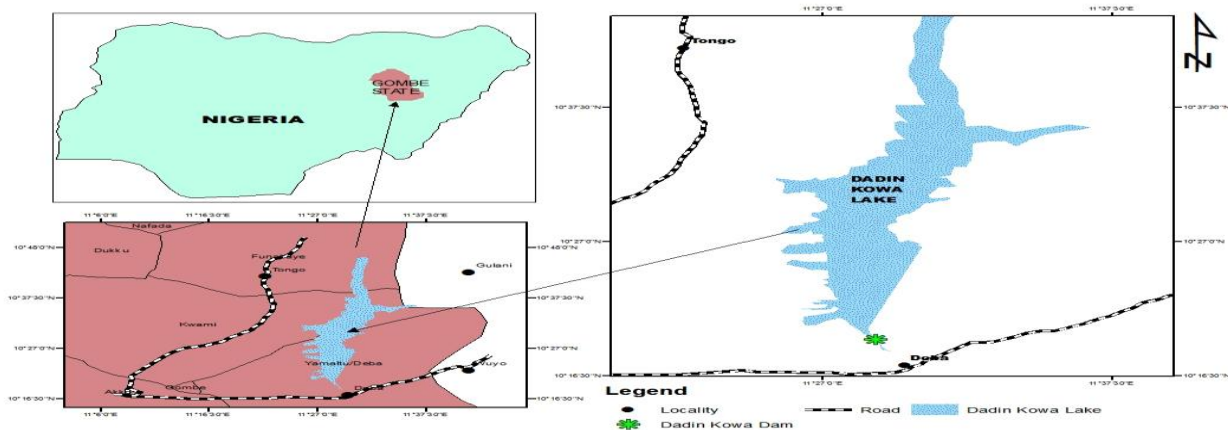


Figure 3: Dadin Kowa Dam, Gombe State

Lake Mayo Ranewo is located at Lat  $8^{\circ} 47'$  to  $8^{\circ} 53'$  and Longitude  $10^{\circ} 55'$  E at the South-Western part of the Ardo Kola LGA in Taraba State. The Lake is located in the town of Mayo Ranewo which is located at the bank and Floodplain of the Benue River. The dominant ethnic groups are Fulani, Hausa, and Jukun Kona. The people of Mayo Ranewo are fish folks and Farmers.

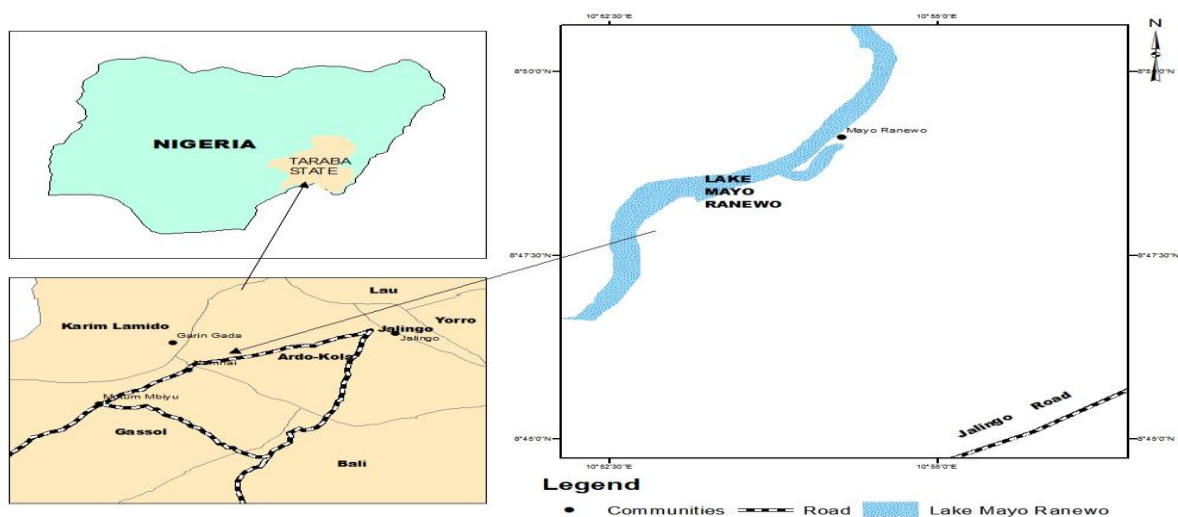


Figure 4: Lake Mayo Ranewo, Taraba State

### Collection, Identification and Transportation of *Clarias gariepinus* Broodstock

A total of 80 male *C. gariepinus* broodstocks were collected from the above four lakes (20 fish each) in North-East Nigeria from May to August from catches of local fishermen using traps, gill nets, and cast nets in the lakes. All fish specimens were still alive at the time of purchase. The fish were transported in containers containing water from the lakes to the research laboratory in the Department of Fisheries, University of Maiduguri, Nigeria which is situated between latitude  $11^{\circ} 51' N$  and longitude  $13^{\circ} 05' E$ . The area is characterized by a cool dry climate from January to March and on average, the warmest month of April. It has a mean annual rainfall of over 800mm. The rainy season usually begins in April and ends in August. The relative humidity of the study area is 5-54.5% and atmospheric temperature ranges from  $38-40^{\circ}C$  during the day which drops to  $29-31^{\circ}C$  during the night for further investigations. After transportation, the experimental fish were Identified using fish identification guides by [42]. The *Clarias gariepinus* were acclimated and conditioned in separate tanks for one week and were fed with 40% crude protein commercial pelleted feed at 3% body weight twice daily at 9.00 and 18.00 hours.

### Gonadosomatic Index

Gonadosomatic Index (GSI) is the proportion of gonad weight to body weight. It is used to appraise regenerative conditions. The GSI is valuable in distinguishing days and seasons of spawning, amid which ovaries of gravid females increase in size before spawning; it is indicative of reproductive success [43].

The broodstocks after observing the latency period of 12 h were evacuated from the troughs; they were placed dorsally on a damped towel. The fish were sacrificed by spinal transaction and were held firmly down to ensure careful removal of the testis using a sharp sterile blade, the abdominal cavity of the fish was dissected ventro-posteriorly, and testes were carefully removed from where they were lying, at the ventral wall of the abdominal cavity [44]. The gonads were obtained, weighed, and recorded.

The Gonadosomatic Index (GSI) of each fish was determined as:

$$\text{GSI} = \text{Gonad Weight (GW)} / \text{Total Weight (TW)} \times 100$$

Where Gw = weight of Gonad and Tw = Total weight of fish [45].

### **Sperm Volume**

After the male broodstocks were sacrificed and their testis was collected, cuts were made on testicular lobes using a sterile surgical blade [42] and fresh milt was squeezed into a petri dish and transferred into 2 mL calibrated glass tubes to obtain milt volume (mL) [46,47]. Thereafter, milt was sieved to remove dead tissues.

### **Statistical analysis**

Regression and correlation analyses were used to analyze Gonadosomatic Index and milt volume using the PASW windows software program (version 19.0). Significant differences between the means of GSI in the population fish were carried out using SPSS version 15.0 for Windows.

### **Results**

The mean body weight (g) for the male population strains of *Clarias gariepinus* from four (4) lakes in North-East Nigeria is displayed in Table 1. The highest mean body weight  $525 \pm 25.00$  was recorded for Lake Alau, followed by  $465 \pm 00.185.00$  recorded for Lake Mayo Ranewo. Lake Maladumba and Lake Dadin Kowa both recorded mean body weights of  $350 \pm 50.00$  and

315.00±15.00 respectively. There was a significant difference ( $P<0.05$ ) in the mean body weight of fish broodstocks among Lakes.

The mean gonad weight (g) for the male population strains of *Clarias gariepinus* from four (4) lakes in North-East Nigeria is displayed in Table 1. The most noteworthy gonad weight 2.20±0.60 was recorded for Lake Alau, followed by 1.95±0.25 recorded for Lake Mayo Ranewo. Lake Dadin Kowa and Lake Maladumba both recorded a mean gonad weight of 1.35±0.15 and 1.00±0.20 respectively. There was a significant difference ( $P<0.05$ ) in the mean gonad weight of fish broodstocks among Lakes.

The mean Gonadosomatic Index (GSI) for the male population strains of *Clarias gariepinus* from four (4) lakes in North-East Nigeria is displayed in Table 1. The highest mean GSI recorded for Lake Mayo Ranewo was 0.48±0.14 while Lake Alau and lake Dadin kowa had a mean GSI of 0.43±0.14 and 0.43±0.23 respectively, the least value of 0.28±0.01 was obtained for Lake Maladumba. There was a significant difference ( $P<0.05$ ) in the GSI of male fish broodstocks among Lakes.

The mean milt volume of the experiments presented in table 1, ranged from 2.32 ml in male broodstock from Lake Alau and Lake Dadin Kowa to 2.66ml in male broodstock from Lake Mayo Ranewo. The highest milt volume (2.66 ±0.16ml) was obtained from broodstock caught in Lake Mayo Ranewo and the least milt volume (2.32±0.14ml and 2.32±0.11 ml) from broodstocks caught from Lake Alau and Lake Dadin kowa respectively. There was no significant difference ( $P>0.05$ ) in sperm volume among the Lakes.

**Table 1: Overall mean of Gonadosomatic Index and Sperm Volume of Male *Clarias gariepinus***

Lakes	Mean Body Weight (g)	Mean Gonad Weight (g)	Mean GSI (%)	Mean Sperm Volume (ml)
Lake Alau	525.00±25.00	2.20±0.60	0.43±0.14	2.32±0.14
Lake Dadin Kowa	315.00±15.00	1.35±0.15	0.43±0.23	2.32±0.11
Lake Maladumba	350.00±50.00	1.00±0.20	0.28±0.01	2.44±0.11
Lake Mayo Ranewo	465.00±185.00	1.95±0.25	0.48±0.14	2.66±0.16

Means with the same superscript column are not significant at ( $P>0.05$ ).

The mean body weight (g) for the female population strains of *Clarias gariepinus* from four (4) lakes in North-East Nigeria is displayed in Table 2. The highest mean gonad weight  $600\pm0.00$  was recorded for Lake Mayo Ranewo, followed by  $500\pm50.00$  recorded for Lake Alau. Lake Dadin Kowa and Lake Maladumba both recorded mean body weights of  $450.00\pm50.00$  and  $400.00\pm100.00$  respectively. There was a significant difference ( $P<0.05$ ) in the mean body weight of fish broodstocks among Lakes.

The mean ovary weight (g) for the female population strains of *Clarias gariepinus* from four (4) lakes in North-East Nigeria is displayed in Table 2. The highest mean ovary weight  $54.35\pm1.15$  was recorded for Lake Mayo Ranewo, followed by  $45.10\pm25.10$  was recorded for Lake Alau. Lake Maladumba and Lake Dadin Kowa both recorded mean body weights of  $34.25\pm0.75$  and  $18.25\pm1.75$  respectively. There was a significant difference ( $P<0.05$ ) in the mean ovary weight of fish broodstocks among Lakes.

The mean GSI for the female population strains of *Clarias gariepinus* from four (4) lakes in North-East Nigeria is displayed in Table 2. The highest mean GSI recorded for Lake Maladumba was  $9.18\pm2.48$ , while Lake Mayo Ranewo and Lake Alau had a mean GSI of  $9.06\pm0.19$  and  $8.60\pm4.16$  respectively, the least value of  $4.06\pm0.65$  was obtained for Lake Dadin Kowa. There was a significant difference ( $P<0.05$ ) in the mean GSI of fish broodstocks among Lakes.

**Table 2: Overall mean of Gonadosomatic Index of female *Clarias gariepinus***

Lakes	Female Body Weight (g)	Ovary Weight (g)	Female GSI (%)
Lake Alau	$500.00\pm50.00$	$45.10\pm25.10$	$8.60\pm4.16$
Lake Dadin Kowa	$450.00\pm50.00$	$18.25\pm1.75$	$4.06\pm0.65$
Lake Maladumba	$400.00\pm100.00$	$34.25\pm0.75$	$9.18\pm2.48$
Lake Mayo Ranewo	$600.00\pm0.00$	$54.35\pm1.15$	$9.06\pm0.19$

Means with the same superscript column are not significant at ( $P>0.05$ ).

## Discussion

The mean of the GSI values obtained for females ( $9.18\pm2.48$ ) was relatively higher than those obtained for males ( $0.48\pm0.14$ ) in all four lakes. This could be as a result of heavier gonads with

the presence of eggs, possessed by female fish. The higher and the lower values of GSI recorded for wild female and male *Clarias gariepinus* respectively showed that reproductive activities were from May to August which was when the fish samples were collected. In females, the reproductive activities were high as at when they were caught which is an indication that spawning is likely to be in the rainy season and the male might have released their milt during fertilization. The reproductive cycle is annual as reported by [48-50]. The result obtained is in agreement with the findings of [51,52]. It was reported that GSI is a reliable indicator of fish health condition [7]. Gonadosomatic index (GSI) as observed in this study agrees with the findings of [53] who reported GSI to be between 3.6-37.9% respectively (at the peak of the season). Because during rainy season, the IGS value is higher than in the dry season. The contributing factors include the amount of food available in the waters in the rainy season more than the dry season which results in the development of body weight Fish gonads are getting bigger and will directly affect the IGS value. The increase in IGS value at each level of gonad maturity of female fish is greater than male fish this is related to the process of vitellogenesis and egg cell growth, while in male is associated with spermatogenesis and an increase in the volume of tubuli seminiferi.

The GSI for both the male and the female broodstocks obtained in this study is lower than the GSI obtained by [54] in Oba reservoir in Oyo state, Nigeria, and [42] from Unical, Calabar state Nigeria. This may be because the males were caught during spawning season and might have fertilized eggs which caused the release of milt there reducing the weight of the gonad. The mean of all GSI values for female specimen harvested was calculated to range from  $4.06 \pm 0.65$  to  $9.18 \pm 2.48$  which means that the female fish species invested 4.06 to 9.18% of their body weight for egg production. This result was higher than the mean value of 4.6% reported [55]. However, the positive linear relationship was an indication that generally, the gonad weight increases with the body weight.

The mean body weight (g) for the female *C. gariepinus* is higher than that of the males. However, the mean body weight range ( $315 \pm 15.00$  to  $600.00 \pm 0.00$ ) for both the wild female and male *C. gariepinus* reported in this study is higher than the mean body weight range of 84.30 to 181.00g reported by [55] and mean body weight range of 93.33 to 206.5g reported by [54].

The mean gonad weight value reported in this study showed a significantly different ( $P < 0.05$ ) and the lower value obtained for wild *Clarias gariepinus* reported by [56]. This could be attributed to sperm and eggs allocation tactics which can vary according to the size and status of

a male and female or the amount of available sperm or eggs in gonads [57]. These differences may likely be due to feeding conditions, water quality, and different environmental conditions and spawning seasons [56].

Viable sperm is an essential component of any successful animal production operation and the success of the reproduction process is dependent on a supply of high quality and quantity gametes [58]. Poole and Dillane [59] opined that qualitative evaluation of gametes should consider not only motility and fertility rates but also sperm volume. The ability of the fish to produce a high volume of milt and fertilize the eggs is an essential quality of successful artificial spawning [21,60] because the higher the sperm volume the higher the sperm motility and the strong relationship between milt volume and percentage egg fertilization and hatching in *C. gariepinus* [61]. Sperm volume is one of the parameters that are essential in determining the capacity of spermatozoa to fertilize [20,62,63]. The mean sperm volume obtained in this study is higher than that obtained in a study reported by Oguntuase and Adebayo [64]. In this study, the mean sperm volumes for all the lakes are not significantly different ( $P>0.05$ ). : Fertility of fertilized fish sperm takes place externally on generally only lasts on time short one. This is caused by short period of sperm motility in waters. Decreased motility and sperm progression in general lead to a decrease in fertility sperm. To prolong sperm viability Then the preservation method was developed sperm at low temperature with addition of a cryoprotectant. Although This method is quite effective but in implementation requires equipment specifics such as storage packaging (straw), liquid nitrogen cylinders as well as use of cryoprotectants so that This method is not practical for applied by farmers or in emergency state.

This means that male *Clarias gariepinus* broodstocks can be caught from any of the four lakes for artificial breeding because the cultured male broodstocks are constantly decreasing because they are mostly sacrificed during artificial breeding and have the same milt volume as the wild as reported by Odo *et al.* [65]. This is at variance with [66], which reported a significantly different ( $p<0.05$ ) in the mean semen volume of both fish cultured and wild samples of *C. gariepinus*; attributed to feeding and environmental conditions.

The ability of fish to produce high-quality gametes is critical for successful and optimal reproductive outcomes and this is largely dependent on the quality of the rearing environment. As such high-quality gametes may reflect the state of health or fitness of the fish population in aquatic ecosystems [11]. Other reports have also indicated that the quality of fish sperm may be as important as the quality of fish eggs to achieve viable progenies and subsequent larval survival [64,67].

It is also known, as opined by Mylonas *et al.* [68] and Zohar and Mylonas [69] that, the treatment of fish with hormones by injection typically results in a short-term increase in milt volume and changes in plasma steroids. It is possible that, in smelting, the increase in milt volume was partially caused by milt hydration, indicating that seminal plasma volume was being increased at a faster rate than spermatozoa production.

The quality of fish sperm is as important as the quality of female eggs for viable off-springs, various studies have been carried out on induced spawning in female fish with lesser attention on the male counterpart. Sperm morphology, density, volume, motility, and fertilizing capacity, as well as composition and osmolality of the seminal plasma, are parameters commonly measured to assess sperm quality in fish [67].

## Conclusion

The baseline information obtained from this experiment on Gonadosomatic Index (GSI) and Milt volume show that the wild *Clarias gariepinus* broodstocks were physiologically healthy. The consideration of GSI and good sperm volume based on the parameters assessed is of paramount importance in fisheries management and aquaculture production. The parameters are important for understanding the reproductive biology of the wild *Clarias gariepinus* broodstocks. When all these factors are considered, monitored, and properly managed, there will be improvement and sustainability in the aquaculture system in Nigeria.

Therefore, future research should focus on the fecundity, fertilization, and hatching rate of the wild *Clarias gariepinus* from North-East Nigeria.

## References

- [1] Bone Q, Marshall NB, Blaxter JHS. Diversity of Fishes 1995.
- [2] Oladosu GA, Ayinla OA, Adeyemo AA, Yakubu AF, Ajani AA. Comparative study of reproductive capacity of the African Catfish species *Heterobranchus bidorsalis*, *Clarias gariepinus* and their Hybrid. Port Harcourt: Afr Reg Aquac Centre Tech. 1993.p. 92
- [3] Felix E. Effect of Partial Replacement of Soya Bean (*Glycin max*) with African Locust Bean (*Parkia biglobosa*) on the Growth Performance and Carcass of *Clarias gariepinus* Fingerlings Intl J of Res and Sci Inno. 2019;6:127.
- [4] Cek S, Brornage N, Randall C, Rana K. (200 I): Oogenesis, Icputosomatic and gonadosomatic indexes, and Sex ratio in Rosy Barb (*Rillius conchoni*). Turkish J of fisheries and Aqua Sci 2001;1:33-41.

- [5] Hunter JR, Macewicz BJ. Improving the accuracy and precision of reproductive information used in fisheries: modern approaches to assess maturity and fecundity of warm- and cold-water fish squids. *Fishery bulletin* 2001;90:101-128.
- [6] Coballos-Vazucz BP. Gonadal development and spawning of the Golden eyed Tilapia *Caualoatilus affinis* (Pisces: Branchiostegidaer) in the Gulf of California Mexico. *Bull Mar. Sci.* 1998;63:469 -479.
- [7] Adams SM, Ham KD, Greeley MS, LeHew RF, Hinton DE, Saylor CF. Downstream gradients in bioindicator responses: point source contaminant effects on fish health. *J of Fish Aqua Sci* 1996; 53: 2177-87.
- [8] Mishra S, Saksena DN. Gonadosomatic Index and fecundity of an Indian major carp (*Labeo calbasu*) in Gohad reservoir. *The Bioscan* 2012;71:43-46.
- [9] Saksena DN. On the use of gonado-somatic index and volume of the gonads as indicators of gonadal state in India fresh water goby, *Glossogobius giuris* (Ham.) with a note on the role of temperature in fish reproduction. *Intl J of Ich.* 1987;8:1-8.
- [10] Muchlisin Z.A, 2005 Review: Current status of extenders and cryoprotectants on fish spermatozoa cryopreservation. *Biodiversitas* 2005;6:66-69.
- [11] Hajirezaee S, Mojazi A, Mirvaghefi AR, Sheikh A. Evaluation of semen quality of endangered Caspian brown trout (*Salmo trutta caspius*) in different times of spermiation during a spawning season. *J of Ani Sci.* 2010;55:445-455.
- [12] Ochokwu I.J, Apollos TG, Oshoke, JO. Effect of Egg and Sperm Quality in Successful Fish Breeding. *J of Agric and Vert Sci* 2015;8:48-57.
- [13] Islam MS, Akhter T. Tale of Fish Sperm and Factors Affecting Sperm Motility: A Review. *Adv in Life Sci* 2011;1:11-19.
- [14] Coban D, Kamacı HO, Cuneýt S, Yıldırım S, Arda G, Korkut AY, Saka S, Fırat K. Effect of Some Morphometric Characteristics on Egg Quality in Common dentex, *Dentex dentex* (Linnaeus, 1758). *Turkish J of Fisheries and Aqua Sci* 2011;11:425-431.

- [15] Rurangwa E, Kime DE, Ollevier F, Nash JP. The measurement of sperm motility and factors affecting sperm quality in cultured fish. *Aquaculture*. 2004;23:1-28.
- [16] Brooks S, Tyler CR, Sumpter JP. Egg quality in fish: what makes a good egg? *Reviews in Fish Biology and Fisheries* 1997;7:387-416.
- [17] Ciereszko A. Chemical composition of seminal plasma and its physiological relationship with sperm motility, fertilizing capacity and cryopreservation success in fish. *Fish Spermatology* 2008: 15 -239.
- [18] Hallare AV, Köhler HR, Triebkorn R. Developmental toxicity and stress protein responses in zebrafish embryos after exposure to diclofenac and its solvent, DMSO. *Chemosphere* 2004 56:659-66.
- [19] Wang Y, Ferrari MC, Hoover Z, Yousafzai AM, Chivers DP, Niyogi S. The effects of chronic exposure to environmentally relevant levels of waterborne cadmium on reproductive capacity and behaviour in fathead minnows. *Archives of Environmental Contamination and Toxicology* 2014;67:181-91.
- [20] Billard R, Cosson J, Crim LM, Suquet M. Sperm physiology and quality. In: *Broodstock Management and Egg and Larval Quality*, (eds: Bromage, N. and Roberts, J.), Blackwell Sc. Ltd, Osney Mead, Oxford, 1995.p.25-52.
- [21] Bromage NR. Broodstock management and seed quality, general consideration. In: Bromage, N.R. and Roberts, J. (Eds). *Broodstock Management and Egg and Larval Quality* Blackwell Sc. Ltd, Oxford. 1995:1- 24.
- [22] Ikomi RB. Studies on the growth pattern, feeding habits and reproductive characteristics of the mormyrid, *Brienomyrus longianalis* (Boulenger) in the Upper Warri River, Nigeria. *J of Fish Res*. 1996;26:187-198. [28] Anene A, Okorie PU. Some aspects of the reproductive biology of *Tilapia mariae* (Boulenger, 1901) in a small lake in southeastern Nigeria. *Afri J of Biotech*, 2008;7:2478 – 2482.

- [23] King RP. Length–fecundity relationships of Nigerian fish populations. *NAGA, the ICLARM Quarterly* 1996;21:29-33.
- [24] King RP. Weight-fecundity relationships of Nigerian fish populations. *NAGA, the ICLARM quarterly*, 1997;22(1):33-36.
- [25] Ikomi RB, Odum O. Studies on aspects of the ecology of the catfish *Chrysichthys auratus* Geoffrey St. Hilaire (Osteichthyes: Bagridae) in River Benin (Niger Delta), Nigeria. *J of Fish Res* 1998;**35**: 209-218.
- [26] Shinkafi BA, Ipinjolu JK, Argungu LA, Abubakar U. Length-weight relationship and fecundity of *Synodontis clarias* (Linnaeus) in River Rima, Nigeria. *Journal of Agriculture and Environment*, 2002;3: 147-154.
- [27] Saliu, JK, Fagade SO. The reproductive biology of *Brycinus nurse* (Paugy, 1986). (*Pisces: Characidae*) in Asa Reservoir, Ilorin, Nigeria. *Turkish J of Fish and Aqua Sci*, 2003;3: 5-9.
- Shinkafi BA, Ipinjolu JK, Argungu LA, Abubakar U. Length-weight relationship and fecundity of *Synodontis clarias* (Linnaeus) in River Rima, Nigeria. *J of Agric and Env*. 2002;3:147-154.
- [28] Anene A, Okorie PU. Some aspects of the reproductive biology of *Tilapia mariae* (Boulenger, 1901) in a small lake in southeastern Nigeria. *Afri J of Biotech*, 2008;**7**:2478 – 2482.
- [29] Fawole OO, Arawomo GAO. Fecundity of *Sarotherodon galilaeus* (Pisces: Cichlidae) in the Opa Reservoir, Ile-Ife, Nigeria. *Revista de Biologia Tropical* 2009;48:1-6.
- [30] Steyn GJ; Van Vuren, JHJ. The fertilizing capacity of cryopreserved sharptooth cattish (*Clarias gariepinus*) sperm. *Aquaculture*; 1987;63:187- 193.
- [31] Mansour N, Lahnsteiner F, Patzner RA. The spermatozoon of the African catfish: structure, motility, viability and its behaviour in seminal vesicle secretion. *J of Fish Bio* 2002;60:545-560.
- [32] Mansour N, Lahnsteiner F, Berger B. Metabolism of intratesticular spermatozoa of a tropical teleost fish (*Clarias gariepinus*). *Comparative Biochemistry and Physiology*. 2003;135:285-296.
- [33] Mansour N, Lahnsteiner F, Berger B. Characterization of the testicular semen of the African

- catfish, *Clarias gariepinus* (Burchell, 1822), and its short-term storage. *Aqua Res* 2004;35:232-244.
- [34] Hanus O, Kucera J, Yong T, Chladek G, Holasek R, Trinacty J, Gencurova V, Sojkova K. Effect of sires on wide scale of milk indicators in first calving Czech Fleckvieh cows. *Arch Tierz* 2011;54: 36-50.
- [35] Stolc L, Stadnik L, Jezkova A, Louda F. Relationships among herd ram breeds, age of rams, and sperm density before diluting and sperm motility during thermal survival test. 2009;57:109-116.
- [36] Odedeyi DO, Eniade AA. Semen quality and spermatozoa morphology of *Clarias gariepinus* broodstock fed two different feed levels. *Researcher* 2014;6:28-32.
- [37] CBDA. A resettlement plan for the lake Alau Dam and Jere Bowl scheme. Agricultural Survey and background studies. Report Submitted to Chad Basin Development Authority by Askoniag Nigeria Limited. 1986.p.59.
- [38] Idowu RT, Inyang NM, Eyo JE. The Physico-Chemical Parameters of An African Arid Zone Man Made Lake. *Ani Res Intl* 2004;1:113 – 119.
- [39] Ayeni JOS. . Participatory management plan of mala-duma lake and forest reserve. Prepared for Environ-Consult and submitted to the NPSB Abuja Nigeria 2007.p. 94.
- [40] Abdullahi MB. Local Communities and Sustainable Management in Maladumba Lake and Forest Reserve Nigeria. *Asian J. of Biol. Sci* 2012;5:113–19.
- [41] Timawus M. Jonathan Needs More Than Good Luck. *Daily Trust*. 2012:05-23.
- [42] Victor OE, Albert PE, Ufon-ima UJ. A Comparative Study of the Gonadosomatic Index (GSI) and Gonad Gross Morphology of African Catfish (*Clarias gariepinus*) Fed Unical Aqua Feed and Coppens Commercial Feed. *Croatian J of Fish*. 2014;72:63–69.
- [43] Allison ME, Sikoko FD, Vincent-Abu IF. Fecundity, sex ratio, Maturity stages, size at first maturity, breeding and spawning, of *Parailia pellucid* (Boulenger, 1901) in the lower Nun river, Niger Delta, Nigeria. *Caderno de pesquisa, sirrie Bio* 2005;20:33.
- [44] Omitogun OG, Olanrewaju I, Olaniyan O, Amupitan P, Oresanya O, Omitogun OG.

- Evaluation of motility of the short term cryopreserved sperm of African giant catfish-  
*Clarias*  
*gariepinus*. *Ife J of Agric*. 2007;22:11-16.
- [45] King M. Fisheries biology, assessment and management (Blackwell Science, London) 1995.p. 341.
- [46] Ariola CN, Okpokwasili GC. (2012). The effects of indigenous probiotics on egg hatchability and larval viability of *Clarias gariepinus*. *An interdisciplinary J of Appl Sci* 2012;7:1.
- [47] Oyeleye OO, Omitogun OG. Evaluation of motility of the short-term cryopreserved sperm of African giant catfish (*Clarias gariepinus*). *Ife J of Agric* 2007;22:11-16.
- [48] Laleye P, Chikou A, Gnohossou P, Vandewalle P, Phillippart JC, Teugels G. Studies on the biology of two species of catfish, *Synodontis schall* and *Synodontis nigrita* (*Ostariophysi mochokidae*) from the Oueme River, Benin. *Belgium Journal of Zoology*, 2006;136: 193-201.
- [49] Araoye PA. Morphology of the gonads in the reproductive cycle of *Synodontis schall* (Pisces: Mochokidae) in Asa Lake, Ilorin, Nigeria. *J of Aquatic Sci* 2001;16:105-110.
- [50] Offem, BO, Ayotunde EO, Ikpi GU. Dynamics in the reproductive Biology of *Heterobranchus longifilis* Val, (Pisces: 1840) in the Inland Wetlands of Cross River, Nigeria. *Res J of Fish and Hydrobio*, 2008;3:22-31.
- [51] Ezenwaji HMG. The biology of *Clarias ebriensis* (Pellegrin, 1920) (Osteichthyes: Clariidae) in an Africa rain forest river basin. *Fisheries Res* 2002;542:235-252.
- [52] Midhat AE, Kariman AS, Mohammad MNA. (2013). Studies of some reproduction characters of *Tilapia* species in Damietta Branch of the River Nile, Egypt. *J of Fish and Aqua Sci* 2013;8:323-339.
- [53] Jhingran VG, Pullin RSV. A Hatchery Manual for the common, Chinese and Indian Major Carps. *ICLARM Stud Rev* 1985;11:1-191.

- [54] Olumuyiwa OA, Olatunde OF. Aspects of Reproductive Indices and Enteroparasitic Infestation of *Clarias gariepinus* (Burchell, 1822) in a Tropical Reservoir. Intl J of Fish and Aquac. 202;13:15-26.
- [55] Fawole OO, Adewoye SO. Aspect of the biology of *Clarias gariepinus* (BURCHELL, 1822) in Oba reservoir, Ogbomoso, Nigeria. Science Focus 2004;8:96-100.
- [56] Yusuf OY, Adeshina I, Adewale AY. Comparative Studies of Some Semen Physical Characteristics of Cultured and Wild African Catfish (*Clarias gariepinus*, Burchell, 1822) Broodstock. Gashua Journal of Irrigation and Desertification Studies. 2015;1:173- 180.
- [57] Atasever M, Bozkurt Y. Effect of different photoperiod regimes on sperm quality, fecundity and fertilization in rainbow trout (*Oncorhynchus mykiss*). J of Appl Sci and Env Mgt, 2015;11:13-16.
- [58] Cruz-Casallas PE, Lombo-Rodriguez DA, Velasco- Santamaria YM. Milt quality and spermatozoa morphology of captive *Brycon siebenthalee* (Eigenmann) broodstock. Aqua Res 2005;36:628-688.
- [59] Poole WR, Daniel MG. Estimation of sperm concentration of wild and reconditioned trout, *Salmo trutta* L. *Aquac.Res*, 1998;29:439-445.
- [60] Adeparusi EO, Agbede JO. Evaluation of Leucaena and Gliricidia leaf protein concentrate as supplement to fish meal in the diet of *Oreochromis niloticus*. Aqua Asia 2005;1:35-42.
- [61] Lamai SL. Successful handstripping of hatchery-bred and reared male African catfish, *Clarias gariepinus* (Burchell 1822). Proceedings of the 13 Annual Conference of the Fisheries Society of Nigeria, New Bussa. 1996:159- 162.
- [62] Diyaware MY, Haruna AB, Abubarka, KA. Determination of testes Regeneration period for African catfish (*Clarias anguillaris*) after milt (Semen) collection through Ablation. Current Res J of Bio Sci 2010;26:375-379.
- [63] Hajirezaee S, Mojazi A, Mirvaghefi AR, Sheikh A. Evaluation of semen quality of endangered Caspian brown trout (*Salmo trutta caspius*) in different times of spermiation during a spawning season. J of Ani Sci. 2011;55:445-455.

- [64] Oguntuase BG, Adebayo OT. Sperm Quality and Reproductive Performance of Male *Clarias gariepinus* Induced with Synthetic Hormones (Ovatide and Ovaprim) International Journal of Fisheries and Aquaculture. 2014;6:9-15.
- [65] Odo SN, Alozie EC, Anyanwu ED. Comparative Assessment of Milt Quality of Three Populations of *Clarias gariepinus* (Burchell, 1822) Broodstocks. Afri J of Agric and Food Sci 2018;1:19-26
- [66] Adenike OM. (2014). The Effect of Different Processing Methods on the Nutritional Quality and Microbiological Status of Catfish (*Clarias lazera*). J of Food Processing and Tech 2014;5:333.
- [67] Alavi SMH, Cosson J, Coward K, Rafiee G. (2008): Fish Spermatology. Oxford, UK: Alpha Science International Ltd. 2008,p.397.
- [68] Mylonas CC, Gissis A, Magnus Y, Zohar Y. Hormonal changing male white bass (*Morone chrysops*) and evaluation of milt quality after treatment with a sustained-release GnRHa-delivery system. Aquaculture 1997;153:301-313.
- [69] Zohar Y, Mylonas CC. Endocrine manipulation of spawning in cultured fish: from hormones to genes. Aquaculture. 2001;197:99-136.