

# The Possibility of Using Probiotics in The Aquaculture of Freshwater Fish

## ABSTRACT

Listed as one of the highest producer of aquaculture fish, Indonesia's fisheries sector holds a promising potential to be developed as source of global food security. The total production value of both inland and marine farming from both fish and non-fish species were reported to be increased each year. The current government targeted to excel the production up to 25% by 2024. To support this, many innovation and research have been done to accelerate the production of cultured fish, especially fresh water fish which demand is always high in the market. Several fresh water fish commodities have a poor growing performances, such as growth rate, feed conversion ratio (FCR) and survival rate. Thus, a probiotics were used to boost their performance. Probiotics is known for their ability to enhance the growth of fish by secreting enzyme which beneficial to breakdown complex compounds, making it easier to digest for the fish. It is also commercially widespread in the market in various form, either incorporated to the feed or directly use to the medium. In this review, a comprehensive analysis of how probiotics help to increase aquaculture efficiency of fresh water fish will be thoroughly discussed. The discussion will be focus on three fresh water fish species, which are Gouramy fingerlings (*Oshpronemus gouramy*) Siamese catfish (*Pangasius hypophthalmus*) And Nilem fish (*Osteochillus hasselti*)

**Keywords:** Probiotics, Fresh Water Fish, Aquaculture, Growth rate, Survival Rate, Feed Conversion Ratio

## 1. INTRODUCTION

Indonesia is one of the top producers of aquaculture fish in the world, listed the third in 2018 after China and India [1]. According to Directorate General of Aquaculture, Ministry of Marine Affairs and fisheries Indonesia, the aquaculture fisheries practices in 2020 yielded 18.44 million tons for both fish and non-fish species and targeted to reach 22,65 million tons by 2024 [2]. The global demand of fish forces the stakeholders to upscale its production which implicated to greater needs of better and efficient aquaculture practice, in terms of its system and growth performances.

One of the obstacles in the aquaculture is the slow growth that causes a low amount of production. This is presumably because fish are still not perfect in utilizing commercial feed even though the protein content is quite high. Feeding is an important factor in the aquaculture business. The feed is one of the important elements that support the process of survival and the growth of fish in aquaculture [3]. One way that can be done to increase fish

33 growth is by increasing feed digestibility through additional intake or supplements [4]. One of  
34 the common additions given is the addition of probiotics into a commercial feed.

35 The use of probiotics in aquaculture has been very popular among farmers. Probiotics are  
36 applied to improve feed conversion ratio (FCR) and increase fish growth productivity so they  
37 can be harvested faster. Wang et. al [5] explained that probiotic bacteria produce enzymes  
38 that can break down complex compounds, such as polysaccharide, into simple ones so that  
39 they are more easily absorbed by fish. Bacteria contained in probiotics have a mechanism in  
40 producing several enzymes for feed absorption such as amylase, protease, and lipase.  
41 These enzymes will help hydrolyze feed nutrients (complex molecules) such as breaking  
42 down carbohydrates, proteins and fats into simpler molecules which will facilitate the  
43 digestion and absorption process in the digestive tract of fish [6].

44 Fresh water fish has a remarkably high demand throughout the year, both in local or  
45 international market. Indonesia has approximately 2,8 million hectares of potentially used  
46 area for inland aquaculture spread-out from the west to the east, but only 2,28% of that were  
47 already used [2]. Thus, there is a high opportunity to increase the number of production of  
48 this aquaculture. One of the main commodities that have a good potential to be cultured and  
49 produced are Gouramy fingerlings (*Oshpronemus gouramy*) Siamese catfish (*Pangasius*  
50 *hypophthalmus*) and Nile fish (*Osteochillus hasselti*). However, the three fish species have  
51 a similar major problems to be efficiently cultured, their slow growth performance hindered  
52 its economic benefits.

53 The use of probiotics to those fresh water fish species have been studied and resulted to  
54 improved growing performances. Here we will have discussed how the probiotics increase  
55 the metabolism of the fish and how it affected to several parameters of aquaculture such as  
56 growth rate, Feed Conversion ratio and survival rate.

57

## 58 2. PROBIOTICS

59

60 Probiotics are defined as single or mixed bacterial cultures which, when consumed by  
61 livestock or humans, have a beneficial effect on the health of the host by increasing the  
62 abundance of the microflora in the digestive tract which can counter the negative pathogen  
63 one by competitively excluding them from spots on the intestinal wall or nutrients as well as  
64 producing bacteriocins and organic acids which are very harmful to pathogens.  
65 Microorganisms are said to be probiotics if they meet several requirements, including: a) The  
66 microorganisms are non-pathogenic, b) they have a high viability of around  $10^6$  -  $10^8$  cfu/ml  
67 c) they able to produce microbial substances that will inhibit pathogenic bacteria in the  
68 digestive tract, d) they able to compete with pathogenic bacteria e) they resistant to pepsin  
69 enzymes and bile salts which present in the stomach of fish, f) they can be prepared as a  
70 living cell product on an industrial scale and g) they can maintain stability and survival for a  
71 long time in storage and in the field. Species of probiotic bacteria should be part of the  
72 normal gut microflora so that these bacteria more easily adapt to the intestinal environment  
73 and can reach the location where the required effect takes place [7].

74 Probiotic microorganisms can interact according to certain patterns. Irianto [8] distinguishes  
75 3 basic models of probiotics, which are characterized by: 1. suppressing the microbial  
76 population through competition by producing anti-microbial compounds or through  
77 competition for nutrients and attachment sites on the intestinal wall, 2. changing microbial  
78 metabolism by increasing or decreasing enzymes activity, and 3. stimulate immunity through  
79 increased antibody levels or macrophage activity. According to Wang [5] the mechanism of  
80 probiotics action is to improve water quality by eliminating harmful compounds in the waters,  
81 such as ammonia. Microorganisms contained in the probiotics have the ability to utilize

82 ammonia for their metabolisms, thus contributing to the removal of toxic ammonia from the  
83 water. All those mentioned activities of microorganism in the probiotics will eventually  
84 increase growth performance of the cultured fish and shrimp [9].

85 Bacillus are gram positive bacteria, form spores, and produce high amounts of antagonistic  
86 components. *Bacillus subtilis* and *Bacillus licheniformis* are bacteria that generally act as  
87 probiotics that perfect for improving the health and efficiency of rearing, including poultry and  
88 aquaculture [6,35]. These bacterial species are found in freshwater and seawater  
89 environments and are also found in the intestines of shrimp [10]. Several studies that show  
90 the ability of Bacillus as a probiotic include spores of *Lactobacillus plantarum* and *Bacillus*  
91 spp. can reduce the number of occurrences of vibriosis in turbot fish larvae through  
92 encapsulation in rotifers and increase the weight and survival of turbot fish larvae. The  
93 addition of *B. subtilis* to the feed was reported to be able to increase the growth of tilapia  
94 (*Oreochromis niloticus*), and increase the immune response. The addition of *Bacillus* spp. To  
95 the water medium can increase the survival and production of catfish by improving water  
96 quality and stimulating the immune response [5,6]

97

### 98 3. EFFECTIVE MICROORGANISM 4 (EM4)

99

100 In 1980, Prof. Dr. Teruo Higa developed a fermentation technology called EM4 (Effective  
101 Microorganisms 4). EM4 is a mixed culture of several non-pathogenic microorganisms. The  
102 natural microorganisms contained in EM4 consist of five groups of microorganisms, namely  
103 lactic acid bacteria (*Lactobacillus* sp), photosynthetic bacteria (*Rhodopseudomonas* sp),  
104 *Actinomycetes* sp, *Streptomyces* sp, and yeast (yeast) [11].

105 Photosynthetic bacteria are bacteria that can synthesize nitrogen compounds and sugars  
106 from water and carbon dioxide. Photosynthetic bacteria utilize the inorganic carbon to form  
107 their biomass [12]. Fermentation fungi function to ferment organic matter into organic  
108 compounds (in the form of alcohol, sugar and amino acids) that are ready to be absorbed.

109 Fermentation is the process of breaking down a complex compound into simpler compounds  
110 by microorganisms such as fungi, bacteria or yeast. Fermentation involves oxidation and  
111 reduction reactions. Complex compounds in the form of carbohydrates, proteins and fats will  
112 be converted into glucose compounds, amino acids, fatty acids and glycerol. The  
113 fermentation process can also remove unwanted odors, improve digestibility and remove  
114 toxins contained in raw materials. Fermented feed contains simple compounds such as  
115 glucose and fatty acid, will be fed to fish. Feed that already contains simple compounds will  
116 be easier for fish to absorb. The fermented carbohydrates will be used by fish as an energy  
117 source.

118 *Lactobacillus* bacteria is one type of probiotic bacteria. According to Arief et al. [13] the role  
119 of *Lactobacillus* sp. is to maintain the balance of microbes in the digestive tract so as to  
120 increase the digestibility of feed to the fish. The work of *Lactobacillus* sp. Produced  
121 endogenous enzyme which convert carbohydrates into lactic acid, thereby increasing  
122 nutrient absorption, feed consumption, growth, and inhibit the growth of pathogenic  
123 organisms.

124 *Actinomycetes* are mycelium-shaped microbes (filaments in the form of threads).  
125 *Actinomycetes* will take amino acids and substances produced by fermenting fungi which will  
126 become antibiotics. EM4 when added to feed works in two ways. First, the fermentation  
127 process will be carried out by fermenting fungi which convert complex molecules into simpler  
128 molecules. The fermentation process makes food easier to absorb. Second, the probiotic  
129 bacteria in EM4 were able to inhibit the growth of pathogenic bacteria in the digestive tract of

fish. Probiotic bacteria are antagonistic with pathogenic bacteria. When the growth of pathogenic bacteria is inhibited, it will make the food essence that is absorbed in the fish intestine more optimally.

#### 4. EFFECTIVENESS OF USING PROBIOTICS IN FRESHWATER FISH FARMING

##### 4.1 Gourami Fingerlings (*OSHPRONEMUS GOURAMY*).

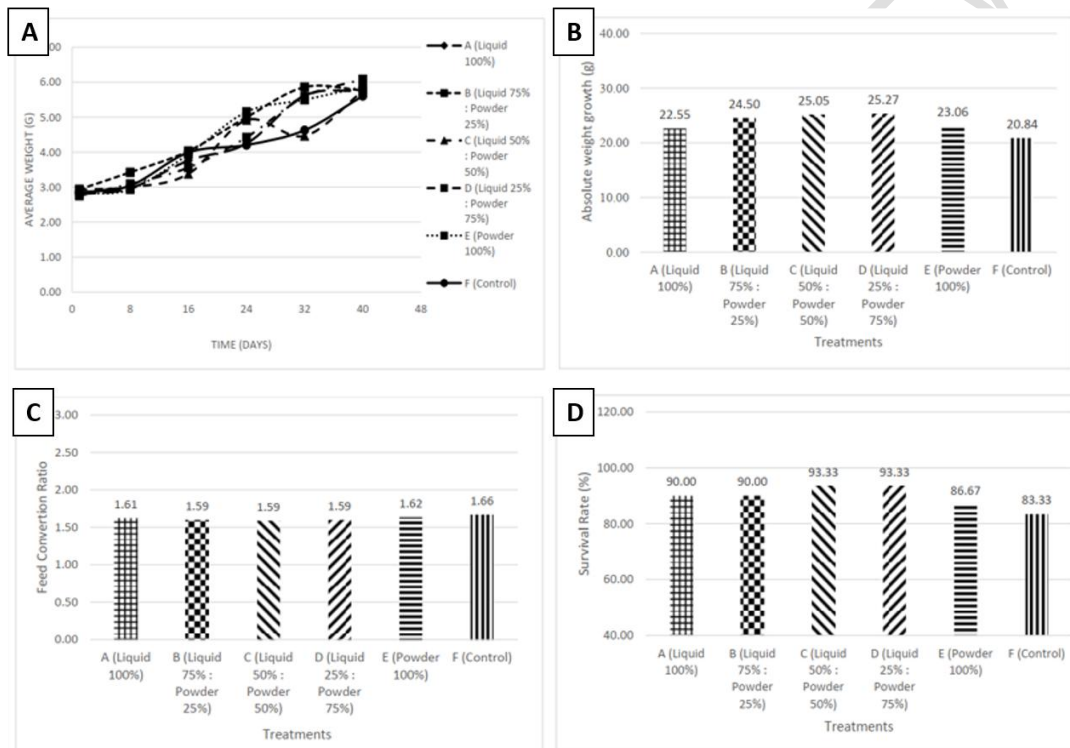
Gourami has a fairly high economic value and is very popular with the public as a consumption fish, because this gourami has dense flesh, large spines and tastes delicious and savory. Unfortunately, gourami is known to the public as a slow-growing fish compared to other freshwater fish. The growth of gourami tends to be slow, this is because the gourami undergoes changes in eating habits in each phase of its growth, namely carnivores in the one month phase of their life, omnivores in the juvenile phase and herbivores in the adult phase [14].

Gourami is spread throughout the archipelago in Indonesia and neighboring countries as a cultured fish originating from Java. In Java, the cultivation of gourami has long been familiar to the rural population. Cultivation of gourami to produce seeds and consumption fish has been widespread in West Java (Tasikmalaya, Ciamis, Garut, Parung, Bogor, Cipanas, Indramayu), Central Java (Purwokerto, Magelang, Banjarnegara, Purbalingga, Banyumas), East Java (Kediri, Tulung Agung, Blitar), Bali (Karang Asem). In Sumatra the cultivation of gourami developed in Mungo near Payakumbuh (West Sumatra). In Sulawesi it develops in Airmadidi near Manado (North Sulawesi) [15].

Sitanggang and Sarwono [15] stated that in nature, gourami inhabits calm and stagnant waters such as swamps and lakes. In a fast-flowing river, it is rare to find gouramis. Its life of liking free-flowing waters is evident, when gouramis are very easy to maintain in stagnant ponds. Gourami can live in rivers, swamps, lakes and freshwater ponds. Gouramis can adapt to slightly brackish and slightly salty water. However, according to Saparinto [16], although it has a high adaptability to environmental conditions, gourami is more suitable to live in fresh water. The most optimal waters for cultivation are located at an altitude of 50-400 meters above sea level. This fish is still tolerant up to an altitude of 600 meters above sea level. The ideal temperature for carp is 24<sup>o</sup>-28<sup>o</sup>C. The ideal water depth is between 70-100 cm so that sunlight can touch the bottom of the pond so that a fertile layer can develop. For a productive aquaculture pond, the best pH is between 6.5-8 [15]. Gourami has a low sensitivity to toxic compounds in water. Most freshwater fish will die at a dissolved carbon dioxide (CO<sub>2</sub>) level of 15 ppm but gourami can still survive at a dissolved carbon dioxide level of 100 ppm [16].

According to Susanto [17] gouramis are fish which are carnivorous when they are small, while as adults they are herbivores. Because this type of food is an obstacle to the growth of gourami. Susanto [17], also said that the foods that are often eaten by small and parent carp are taro leaves, papaya tree cassava, cucumber, genjer, sweet potato, pumpkin. The growth of gourami is very slow when compared to other types of cultured fish such as tombro (carp), catfish, and tilapia. Gourami growth is strongly influenced by heredity (strain), health, feed, living space and age (time) [15]. Meanwhile, according to Saparinto [16] the growth of gourami is influenced by several factors, namely internal factors and external factors. Internal factors include heredity (genetic), sex, age, and parasites and disease. Meanwhile, external factors that dominantly influence are feed, water temperature and water chemical factors. These things are a major concern in the maintenance of gourami in order to get gourami that has good quality.

179 A study conducted previously by our group using liquid and powder probiotic to gourami fish  
 180 showed a promising results. The results obtained during 40 days of maintenance showed  
 181 that administration of probiotic in growth, feed conversion ratio, and survival had a good  
 182 effect. Probiotic treatment with combination 25% (3,75 ml/kg) : Powder 75% (7,5 g/kg) has  
 183 the best results with a value of  $1.63 \pm 0.09\%$  specific growth rate, absolute weight growth  
 184  $25.27 \pm 2.62$  g, feed conversion ratio  $1.59 \pm 0.02$  and a survival rate of  $93.3 \pm 5.77\%$  (Figure  
 185 1). There are various factors that affect the amount of feed consumption in fish are feeding  
 186 habits, physiological status, fish weight, temperature, dissolved oxygen, feed composition  
 187 and the level of preference so that each treatment has different feed conversion values.  
 188 According to Verschuere et al. [18] when probiotic had successfully entered and inhabited  
 189 the digestive tract of their host, they can secrete exoenzymes that can help break down feed  
 190 ingredients chemically into smaller molecules (monomers) there by increasing the  
 191 effectiveness and efficiency of their absorption process.  
 192



193 **Fig 1.** Aquaculture Performance of Gourami fish after administered by probiotics for 40 days.  
 194 Average weight growth (A), Absolut weight growth (B), Feed Conversion Ratio (FCR) (C),  
 195 Survival Rate (D).  
 196  
 197

## 198 **4.2 Siamese Catfish (*PANGASIU* *HYPOPTHALMUS*)**

199  
 200 Siamese catfish (*Pangasius hypophthalmus*) is a type of freshwater consumption fish native  
 201 to Indonesia which is spread in parts of Sumatra and Kalimantan. Catfish meat has a fairly  
 202 high calorie and protein content, the taste of the meat is distinctive, delicious and savory so  
 203 that it is favored by the public. Catfish is considered good for health because it has low  
 204 cholesterol levels compared to livestock meat. In addition, catfish have several other  
 205 advantages, namely the size per individual is large and in nature the length can reach 120  
 206 cm [19].



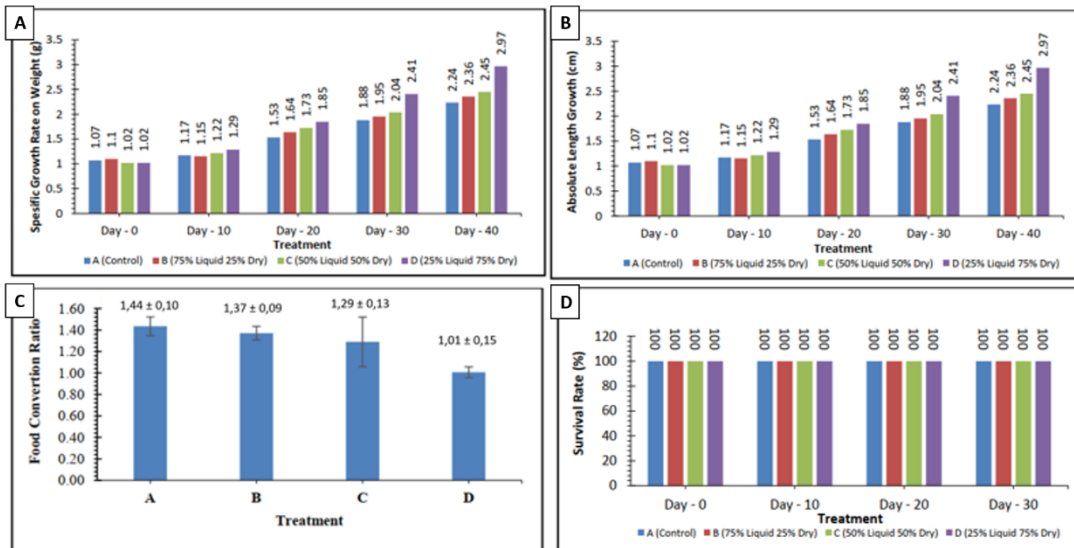
207 Catfish (*Pangasius* sp.) is one of the economically important freshwater fish commodities.  
208 The catfish rearing place does not require running water. This fish has many advantages  
209 compared to other freshwater fish, including being a voracious fish for food, at the age of 6  
210 months, catfish can reach a length of 35-40 cm [20].

211 Catfish do not have scales, the head is relatively small with the mouth located at the end of  
212 the head. The catfish has an elongated body that is white like silver with a bluish back. Body  
213 length can reach 120 cm. In cultivation at the age of 6 months, catfish can reach a size of  
214 35-40 cm [19]. The caudal fin is fork-shaped and symmetrical in shape. The long anal fin  
215 consists of 30-33 soft rays. The pelvic fin has 8-9 soft rays. The dorsal (dorsal) fin has hard  
216 rays that turn into serrated patels on the back. The soft rays of the dorsal fin are 7-8 pieces.

217 According to Djariah [21], catfish need an energy source that comes from food for growth  
218 and survival. Catfish are omnivorous fish, but tend to be carnivorous. Susanto and Amri [19]  
219 explained that in nature, the main food of catfish is small shrimp (crustaceans), insects and  
220 mollusks. While the complementary food of catfish are usually rotifers, small fish and leaves  
221 in the waters. In accordance with Cholik et al. [22] which states that catfish are very  
222 responsive to artificial feed.

223 In nature, the geographical distribution of catfish is quite wide, almost all over Indonesia.  
224 Naturally, this fish is found in large rivers and calm waters in Sumatra, such as the Way  
225 Rarem, Musi, Batanghari and Indragiri rivers. Other major rivers in Java, such as the  
226 Brantas and Bengawan rivers. Even the catfish's close family is also found in major rivers in  
227 Kalimantan, such as the Kayan, Berau, Mahakam, Barito, Kahayan and Kapuas rivers.  
228 Generally, these fish are found in certain locations in the river, such as deep lubuk (river  
229 valleys). Susanto and Amri [19] said that catfish are nocturnal or carry out activities at night  
230 like other catfish. The catfish likes to hide in burrows on the banks of the river where it lives  
231 and includes bottom fish, this can be seen from the shape of its mouth which is slightly  
232 downwards.

233 Our group previously performed research of probiotic to boost growth performance of tilapia  
234 catfish using liquid and dry probiotics available commercially in the market [36]. From the  
235 results it can be concluded that the addition of a combination of liquid and dry probiotics with  
236 the best results is the concentration of liquid administration of 3.75 ml / kg of feed and dry  
237 7.5 g / kg of feed with an average specific growth rate (Weight) of 2.66 %, the average  
238 specific growth rate (length) is 1.95 cm, and the feed conversion ratio is 1.01 and the  
239 survival rate is 100% for all treatments (Figure 2).



**Fig 2.** Aquaculture Performance of Tilapia Catfish after administered by probiotics. Weight growth rate (A), Length growth rate (B), Feed Conversion Ratio (FCR) (C), Survival Rate (D).

The nutritional content of the feed will affect the growth of fish, feed is given to determine the effect of nutrients contained in the feed provided by observing the growth of fish for some time. The activity of bacteria in digestion will change quickly if there are microbes that enter through feed or water which causes a change in the balance of bacteria that already exists in the digestive tract with bacteria that enter [23]. According to Effendie [24], growth is influenced by internal and external factors. Internal factors largely depend on the condition of the fish's body, for example the ability of fish to utilize the remaining energy and protein after metabolism for growth. Meanwhile, external factors such as environmental factors and feed are very influential on fish metabolism. Both of these factors will balance the state of the body of the fish while in the media maintenance and support the growth of the body of the fish.

We used the tilapia catfish in the seed stage to see how the addition of probiotics help the young fish hone his survival as it's a critical stage in nutritional fulfillment. The digestive tract of fish in the seed stage is still not perfect, so it is difficult for fish to utilize fiber where fish have limitations in terms of the availability of cellulotic enzymes in the digestive tract. Fish also need a protein high enough to support growth and survival [25]. Basically, probiotics added to the feed are used to alter the digestive system in fish by secreting enzymes so that the food eaten is more efficient. The value of the feed conversion ratio obtained shows that the performance of the digestive system of each treatment is different or not all are in maximum condition, so it looks after the addition of probiotic treatment affects the digestion and growth of fish.

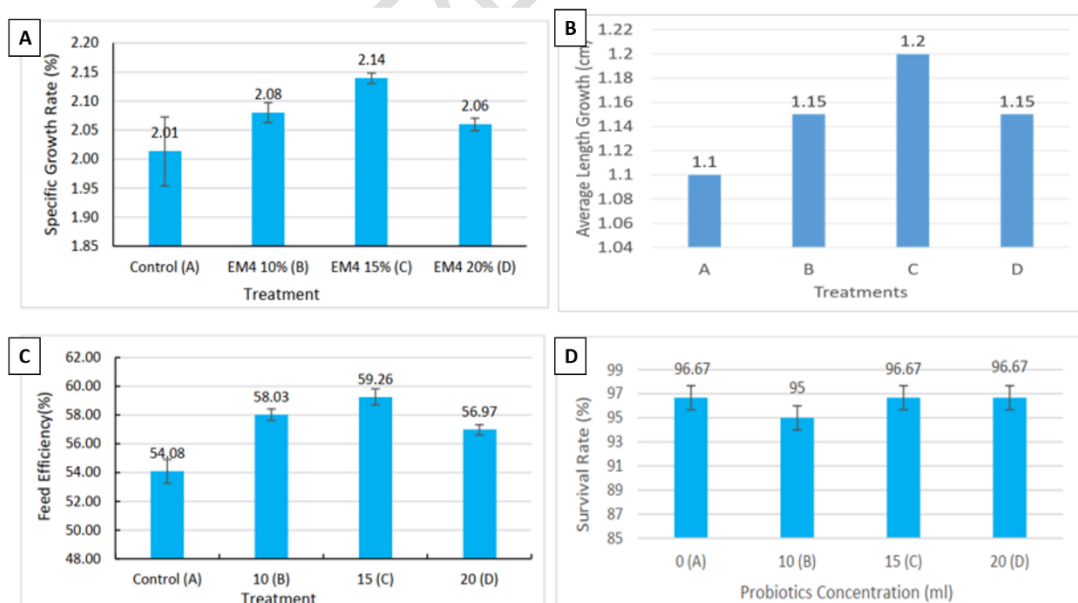
### 4.3 3. Nilem Fish (*OSTEOCHILLUS HASSELTII*)

In Indonesia, nilem fish are known as nilem, lehat, magut, regis, milem, muntu, trough, palau, pawas, puyau, asang, penopa, and carp. Areas of distribution include: Malaysia, Thailand, Vietnam, Cambodia, Indonesia (Java, Sumatra, Kalimantan and Sulawesi). Nilem fish have a flat body shape, the mouth can be poked out. The position of the mouth is located at the tip of the nose (terminal). The position of the pelvic fins is located behind the pectoral (abdominal) fins. Nilem fish are classified as circular scales (cycloid). The upper jaw

is equal to or longer than the eye diameter, while the muzzle barbels are shorter than the head length. Beginning of dorsal fin opposite the 8th to 10th lateral line scales. The shape of the anal fin is slightly erect, the beginning of the anal fin opposite the 22nd or 23rd lateral line scales behind the last dorsal fin rays. The pelvic and pectoral fins are almost the same length. The beginning of the pelvic fins is separated by 4 – 4 1/2 scales from the 10th to 12th lateral line scales. The pelvic fins do not reach the anus. Forked tail fin. The height of the caudal peduncle is almost the same as the caudal peduncle and is surrounded by 16 scales [26]. According to Hardjamulia [27] based on the color of the scales, Nilem fish can be divided into 2, namely blackish brown nilem fish (nilem fish which is brown green on the back and bright on the belly) and red nilem fish (nilem fish which is red or reddish in color). red on the back and on the belly a bit light).

Nilem fish are classified as omnivores (eating everything). The diet consists of detritus, attached bodies, periphyton and epiphyton so that the Cyprinidae fish species live more often at the bottom of the waters [20]. In addition, Cyprinidae fish include plankton eaters and aquatic plants. 8 At the larval and seed stages, Cyprinidae fish eat phytoplankton and zooplankton or single-celled algae species such as diatoms and algae belonging to the Cyanophyceae and Chlorophyceae classes. As stated by Hardjamulia [27] that the seeds of Cyprinidae fish such as nilem and carp eat phytoplankton and zooplankton belonging to the Bacillariophyceae, Chlorophyceae, Desmidiaceae and Cyanophyceae classes.

We used EM4 probiotics to enhance the growth performance of nilem fish with 4 treatments and 3 replications. The treatment A (control), B (concentration of probiotic EM4 10 ml kg<sup>-1</sup>), C (concentration of probiotic EM4 15 ml kg<sup>-1</sup>) and D (concentration of probiotic EM4 20 ml kg<sup>-1</sup>). The results showed a good relation between the used of probiotics to nilem fish growth. Provision of EM4 probiotics of 15 ml kg<sup>-1</sup> in feed produced 2.14% of specific growth rate and the best feed efficiency is 59.26% but had no effect on survival rate and also the length growth of *Osteochillus hasselti*. Survival rate and growth of length are 95% - 96.67% and 1.10 - 1.20 cm, respectively (Figure 3).





**Fig 3.** Aquaculture Performance of Nilem Fish after administered by probiotics. Specific growth rate (A), Length growth rate (B), Feed Conversion Ratio (FCR) (C), Survival Rate (D).

According to Mulyani et al. [28] the survival rate (SR) > 50% is in the good category, 30-50% is moderate and <30% is classified as unfavorable. Effendi [29] states that survival rate is influenced by biotic factors such as competition, age, density and human handling, while abiotic factors are physical and chemical properties in water. High density will cause a decrease in water quality, especially dissolved oxygen content [30]. A decrease in water quality can cause stress on fish, even if a decrease in water quality has exceeded the tolerance limit it will result in death. In addition, decreased water quality can also affect the appetite of fish and when appetite is reduced, the intake of feed into the body of the fish will also be reduced so that energy for maintenance and growth is not optimally fulfilled.

Increased digestive activity is due to an increase in probiotic populations in the digestive tract and enzyme production due to bacteria. According to Juliani [31] an increase in the number of probiotics in feed increases the number of bacterial populations in the digestive tract and increases enzyme activity. With the increase in enzyme activity, the process of food remodeling will be faster so that the process of food absorption increases and in turn will increase fish growth. Feed that enters the digestive tract will be digested into simple particles by digestive enzymes to be absorbed through the intestinal wall. *Lactobacillus* sp. is able to produce lactic acid from simple carbohydrates that can affect the pH of the digestive tract in a more acidic direction so that *Saccharomyces cerevisiae* can grow well [31]. *Saccharomyces cerevisiae* is able to make the condition of the digestive tract to be anaerobic which will grow *Lactobacillus* sp. well and able to maintain the balance of probiotics in the digestive tract [32]. Haetami [33] states that the use of probiotics directly will increase the effectiveness of intestinal microbes which in turn will increase growth. The role of *Lactobacillus* sp. in addition to producing lactic acid is able to improve the functions of digestive enzymes, breaking down complex molecules into simpler molecules so that food is easily absorbed [34].

## 5. CONCLUSION

The addition of probiotic to improve the quality of fresh water fish growth performances have been studied and proved to be effective. Both liquid and dry probiotic were reported to help fish to digest food better, especially to those which still in the younger stage, and improve water quality of the aquaculture systems. From the three species of fish discussed here, administration of probiotic to the feed of Gouramy fingerlings (*Oshpronemus gouramy*) Siamese catfish (*Pangasius hypophthalmus*) And Nilem fish (*Osteochillus hasselti*) successfully improved the growth rate performance, feed conversion ratio (FCR) and survival rate of fish. Further study of The use of probiotic in different species of fish and different type of aquaculture system will be needed to enrich the full potential of probiotic in fisheries sector.

## REFERENCES

1. Food and Agriculture Organization of the United Nations. (2020). The state of world fisheries and aquaculture 2020: Sustainability in action. Food and Agriculture Organization of the United Nations.
2. Directorate General of Aquaculture. Strategic Plan for 2020-2024. Ministry of Marine Affairs and Fisheries: Jakarta; 2020.

- 351 3. Sahwan, F. 2004. Feed Fish and Shrimp Formulation, Manufacture, Economic  
352 Analysis. Self Help Spreader. Jakarta, 96 p
- 353 4. Fazel, M., Yulvizar, C., & Hasri, I. (2017). Effect of Supplements and Probiotics on  
354 Feed on Growth and Survival of Peres Fish Larvae (*Osteochilus vittatus*) (Doctoral  
355 dissertation, Syiah Kuala University).
- 356 5. Wang, Y. B., Tian, Z. Q., Yao, J. T., & Li, W. F. (2008). Effect of probiotics,  
357 *Enterococcus faecium*, on tilapia (*Oreochromis niloticus*) growth performance and  
358 immune response. *Aquaculture*, 277(3-4), 203-207.
- 359 6. Arief, M., N. Fitriani and S. Subekti. 2014. The Effect of Different Probiotic Giving on  
360 Commercial Feed on the Growth and Feed Efficiency of Sangkuriang Catfish  
361 (*Clarias sp.*). *Fisheries and Marine Scientific Journal*, 6 (1): 49-53.
- 362 7. Widanarni, Meha D, Nuryati S, Sukenda, Suwanto A. 2004. Uji Patogenisitas *Vibrio*  
363 *harveyi* pada Larva Udang Windu Menggunakan Resistensi Rifampisin sebagai  
364 Penanda Molekuler. *Jurnal Akuakultur Indonesia* 3(3): 24-27
- 365 8. Irianto A, Austin B. 2002. Probiotics in aquaculture [review]. *J. Fish Dis.* doi: 25.633.
- 366 9. Arlansyah. 2006. Administration of prebiotics, probiotics, and synbiotics to enhance  
367 the immune response of white shrimp *Litopenaeus vannamei* against *Vibrio harveyi*  
368 infection. [tesis]. Bogor: Institut Pertanian Bogor.
- 369 10. Moriarty. 1999. Structure and classification of shrimp haemocytes. *J. Morphology*.  
370 185:339-348.
- 371 11. Winnedard, 2006, Digestibility of Feed Protein, Meat, and Weight Gain of Broiler  
372 Chickens After Feeding Fermented Feed with Effective Microorganisms-4 (EM4),  
373 *Bioteknologi*, 3(1):14-19.
- 374 12. Nainggolan, E. A., Situmeang, R. C., & Silitonga, A. (2018, October). Fermentation  
375 Of Hyacinth (*Eichornia Crassipes*) Using Effective Microorganism 4 (EM-4). In  
376 *Proceedings Of National Colloquium Research And Community Service (Vol. 2)*.
- 377 13. Arief. [2008], Effect of Addition of Probiotics to Artificial Feed on Growth and  
378 Conversion Ratio of Gift Tilapia Fish (*Oreochromis niloticus*), *Berkala Ilmiah*  
379 *Perikanan*, Vol.3 No.2.
- 380 14. Aslamsyah, S. (2009). Carp's digestive tract microflora *Osphronemus gouramy*  
381 *Lacepede*). Torani. *Jurnal Ilmu Kelautan dan Perikanan*, 19(1), 66-73.
- 382 15. Sitanggang, Maloedyn. *Gourami Aquaculture*. Jakarta: Penebar Swadaya; 1997
- 383 16. Saparinto, C. *Complete Guide to Gourami*. Jakarta: Penebar Swadaya Grup; 2008.
- 384 17. Susanto, Heru. *Gourami Fish Aquaculture*. Yogyakarta: Kanisius; 1989.
- 385 18. Verschuere L, Rombaut G, Sorgeloos P, Verstraete W. 2000. Probiotic bacteria as  
386 biological control agents in aquaculture. *Microbiol Mo Biol Rev* 64, 655-671.
- 387 19. Susanto, H dan Amri, K. *Tilapia Catfish Aquaculture*. Jakarta: Penebar Swadaya;  
388 2002.
- 389 20. Khairuman Dan Amri, K. 2003. *Intensive Aquaculture of Nile Tilapia*. Jakarta:  
390 Agromedia Pustaka; 2003.
- 391 21. Djariah, A.S. 2001. *Tilapia Catfish Aquaculture*. Yogyakarta: Kanisius; 2001.

- 392 22. Cholikh, F., Jagatraya, A.G., Poernomo, R.P. dan Jauzi, A. 2005. Aquaculture is the  
393 Focus of the Nation's Future Hope. Nusantara Fisheries Community and Taman  
394 Mini Indonesia Indah Freshwater Aquarium Park. Jakarta. 415 hal.
- 395 23. Putri, F. S., Zahidah, H dan Kiki, H. 2012. The Effect of Probiotic Bacteria on Pellets  
396 Containing Kaliandra (*Calliandra Calothyrsus*) on the Growth of Tilapia Seedlings  
397 (*Oreochromis niloticus*). *Perikanan dan Kelautan Journal* 3(4) : 283-291.
- 398 24. Effendie. 2003. Fisheries Biology. Yayasan Pustaka Nusatama: Yogyakarta. 163  
399 pages.
- 400 25. Webster, C. D dan C. Lim. 2002. Nutrien Requirement and Feeding of Aquaculture  
401 Research Center. Kentucky State University
- 402 26. Nuryanto, A. G. U. S. (2001). Morphology, Carotype and protein pattern of nilem fish  
403 (*Osteochilus sp.*) From Cikawung River and Cilacap Regency cultivation pond.  
404 Bogor (ID): Institut Pertanian Bogor.
- 405 27. Hardjamulia, A. (1979). Introductory Fish Cultivation. Agriculture department.  
406 Jakarta
- 407 28. Mulyani, Y. R., Yulisman and M. Fitriani. 2014. Growth and Feed Efficiency for  
408 Tilapia (*Oreochromis niloticus*) Periodically Fasted. *Indonesian Swamp Aquaculture*  
409 *Journal*, 2 (1): 01-12.
- 410 29. Effendi, I. 2004. Introduction to Aquaculture. Self Help Spreader. Jakarta.
- 411 30. Noor, S. Y and R. Pakaya. 2018. Effects of Addition of EM-4 (Evective  
412 Mikroorgaism-4) Probiotics on Feed on Growth and Survival of Gouramy  
413 (*Osphronemus gouramy*). *Gorontalo Fisheries Journal*, 1 (1): 51-57.
- 414 31. Juliani, Y. 2013. Survival Rate and Growth of Gouramy (*Osphronemus gouramy*) fed  
415 with Feed Contains Probiotics. Essay. Faculty of Fisheries and Marine Science.  
416 Jatinangor.
- 417 32. Fuller, R. 1992. Probiotics. The Scientific Base. Chapman and Hall. London.
- 418 33. Haetami, K., Abun and Y. Mulyani. 2008. Study of Making BAS Probiotics (*Basillus*  
419 *Licheniformes*, *Aspergillus Niger* and *Sacharomices cerevicae*) As a Feed  
420 Supplement and Its Implications for the Growth of Red Tilapia. Faculty of Fisheries  
421 and Marine Science. Universitas Padjadjaran. Jatinangor.
- 422 34. Meutia, M. 2008. The Role of Ghrelin Hormone in Increasing Appetite. Section of  
423 Physiology, Faculty of Medicine, University of North Sumatra.
- 424 35. Abramowicz, K., Krauze, M., & Ognik, K. (2020). Use of *Bacillus subtilis* PB6  
425 enriched with choline to improve growth performance, immune status, histological  
426 parameters and intestinal microbiota of broiler chickens. *Animal Production*  
427 *Science*, 60(5), 625-634.
- 428 36. Walim, L., Rofi, I. M., Iskandar, Rita, R. (2019). Effect Of Addition Combination  
429 Liquid And Dry Probiotics On Siamese Catfish Growth. *Global Scientific Journal*,  
430 7(10), 934-941