

# STUDIES ON THE PRODUCTION OF PROTEASE BY *ASPERGILLUS ORYZAE* NCIM 637 UNDER SOLID-STATE FERMENTATION USING MIXED SUBSTRATES OF PRAWN'S SHELL AND FISH MEAL POWDER

---

## Abstract

Proteases are the enzymes that catalyze the breakdown of protein molecules into peptides and amino acids. Because of the vast variety of applications of these proteases in the current investigation, the production of protease from *Aspergillus oryzae* NCIM 637 was carried out under solid-state fermentation. The highest yield of the enzyme was screened using two substrate powders (Prawn's shell and fish meal powder), and it was observed that combined substrate powder has a higher potential to serve as a substrate for neutral protease synthesis by the fungal strain *Aspergillus oryzae* NCIM 637. Fermentation time (5 days), fermentation temperature (35°C), optimum pH (7), initial moisture content (46.40%), inoculum age (4 days), and inoculum volume were all optimized (1.0ml). The influence of additives such as carbon source maltose (2%) and nitrogen source casein (2%) was investigated, with a maximum production of 562.57U/gds. When the enzyme was partially purified using ammonium sulfate precipitation, the activity of the protease enzyme was found to be 570U/gds. Proteases have a wide range of applications in the food, pharmaceutical, and leather industries, as well as brewing.

**Keywords:** Protease, *Aspergillus oryzae*, Prawns shell and fish meal powder, Solid-state fermentation, Enzymes

---

## 1. Introduction (Time New Roman, Font 10, Bold)

Proteases that catalyze hydrolytic cleavage of protein molecules into peptides and amino acids. Microorganisms are a good source of proteases than plants and animals because they can be produced in large quantities in a relatively short period using proven fermentation procedures. Microbial proteases can be stored for weeks in ideal conditions without losing significant activity. Microbial proteases, in general, are extracellular in origin and immediately secreted into the fermentation broth by the producer. Proteases accounting for, accounting for over 60% of all enzyme

sales globally.

Proteases are used mostly in food processing, and in the health care industry. Protease enzymes have gotten a lot of interest in the industrial world. These proteases are available in soluble and immobilized forms. In a shrimp and crab shell powder media, San-Lang Wang et al. isolated and characterized a serine protease generated extracellularly by *Aspergillus fumigatus*.

Akinori Yasuhara et al., (1995) used a unique culture technique using a microporous membrane to produce neutral protease from *Aspergillus oryzae*. The amount of neutral protease generated was more than tenfold that of the usual culture technique. Proteases can be made from a variety of sources, including plants, animals, and microbes. Microorganisms, on the other hand, are appealing sources for protease enzymes due to their rapid development and the small amount of space required for cultivation. Fungal neutral proteases are more prevalent among microorganisms such as bacteria, fungi, and yeast in commercial fungal protease preparations, which have a larger range of applications in many industries. Another advantage of employing filamentous fungi is that their mycelia produce and release a high number of extracellular hydrolytic enzymes.

Extracellular enzymes are produced by the majority of microorganisms. Protease enzymes have gotten a lot of interest in the industrial world. These proteases are available in two forms: soluble and immobilized. In a shrimp and crab shell powder media, San-Lang Wang et al., (2005) isolated and characterized a serine protease generated extracellularly by *Aspergillus fumigatus*.

Submerged fermentation (SMF) and solid-state fermentation (SSF) are two ways of producing enzymes. However, when compared to SMF, SSF has been proven to be a superior approach, with numerous advantages such as high volumetric outputs, and simpler equipment use. Sandhya et al. reported that the yield in SSF was 3.5 times higher than in SMF. Filamentous fungi are the most common type of fungus in the SSF process, and they may grow on minimal substrates. Natural substrates are more readily available and less expensive than synthetic substrates.

Vivek Kumar Morya et al., (2010) produced and partially characterized neutral protease using an indigenously isolated strain of *Aspergillus tubingensis* NIICC-08155. They observed that after 96 hours of incubation, the maximal output of neutral protease, 68.50 U/ml, was achieved. The crude protease preparation demonstrated good activity at temperatures ranging from 40 to 60 °C, with maximal activity at 40°C and maximum enzyme activity at pH 6.4.

The present study was carried out using a fungal strain *Aspergillus oryzae* NCIM 637 and natural substrates of prawns' shells and fish meal powder under solid-state fermentation (SSF) for optimal production of neutral protease.

## 2. MATERIALS AND METHODS

### 2.1 Microorganism and culture conditions:

The fungus strain *Aspergillus oryzae* NCIM 637 utilized in this study was obtained from the National Collection of Industrial Microorganisms (NCIM) in Pune, India. The culture was maintained for 7 days at 28°C on potato dextrose agar slants. Every month, the organism was sub-cultured and employed in the following research experiments.

### 2.2 Inoculum preparation:

The spores from a 7-day old fungal slant culture were dispersed in a 0.1 percent Tween-80 solution with a sterile inoculation loop to make the fungal homogenous spore suspension.

### 2.3 Substrate

Prawns' shells and fish waste are collected from the Visakhapatnam harbor, dried in sunlight, and ground to powder to use as a substrate.

### 2.4 Fermentation medium and culture conditions

Solid-state fermentation and culture conditions were maintained Paranthaman *et al.*, 2009. Fermentation was carried out in a 250ml Erlenmeyer flask containing 5gm of Prawns shell and fish meal powder as the substrate and moistened with 10ml of salt solution and its composition is as follows.

Table 1 Composition of the salt solution

Mineral salts	Composition (%w/v)(g/100ml)
Ammonium nitrate	0.5
Potassium dihydrogen orthophosphate	0.2
Sodium chloride	0.1

Magnesium sulfate	0.1
-------------------	-----

---

At 121.5<sup>0</sup>C (15 lb) the flasks were sterilized for 15 min, cooled, aseptically inoculated with 1ml of fungal spore suspension (10<sup>6</sup> spores/ml), and incubated at 35<sup>0</sup>C for 5 days.

## 2.5 Extraction of crude enzyme

TWEEN-80 (0.1 percent) solution was added to 100ml distilled water, and 25ml of this water was added to the 5grams of the fermented substrate, which was homogenized for 1 hour on a rotary shaker at 180 rpm. The particles were removed from the homogenate by centrifuging at 8000 rpm for 15 minutes at 40<sup>0</sup>C, and the clear supernatant was used for analytical tests.

## 2.6 Assay for protease

In a test tube, 5ml of casein (1%) and 300 l of 0.2 mol/l phosphate buffer (pH 7) were combined, and 2ml of crude enzyme extract was added. The reaction mixture was incubated at 60<sup>0</sup>C for 10 minutes before being ceased by adding 1 mL of 10% trichloroacetic acid. 5ml of 0.4 mol/l Na<sub>2</sub>CO<sub>3</sub> and 1ml of 3-fold diluted Folin-phenol Ciocalteau's reagent was added to the supernatant after centrifugation at 8000 rpm at 40<sup>0</sup>C for 15 minutes. The resultant solution was incubated for 30 minutes at room temperature, and the absorbance of the blue color formed was measured at 660 nm using a visible spectrophotometer, and its concentration was estimated using a tyrosine standard curve.

Under assay conditions, one unit of enzyme activity was defined as the quantity of enzyme that liberated 1g of tyrosine from a substrate (casein) per minute. The activity of neutral protease per gram of dry substrate was used to calculate the enzyme yield. (U/gds).

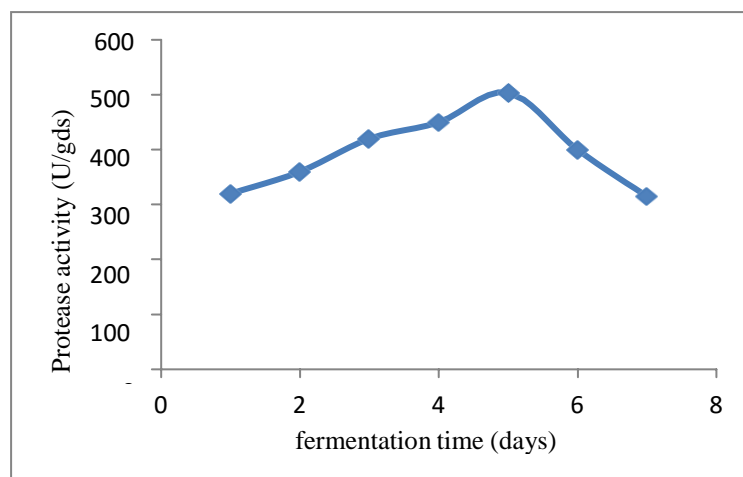
## 3. RESULTS AND DISCUSSION

For the production of neutral protease, the SSF was carried out using *Aspergillus* fungus and natural media prawnshells and fish meal powder mixture, and optimization of process parameters was carried out.

### 3.1 EFFECT OF FERMENTATION TIME

The effect of fermentation time on the production of neutral protease was studied at different time intervals (1, 2, 3, 4, 5,

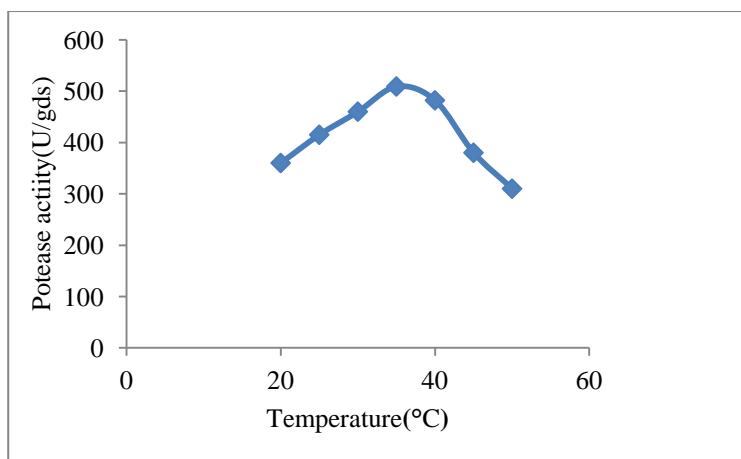
6, 7, 8) of 1 to 8 days. The enzyme production was observed at maximum on the fifth day of fermentation. The results it is observed the gradual increase in enzyme activity was observed for up to 5 days and reached a maximum on the 5<sup>th</sup> day 504.8 u/gds., shown in figure1. Later an increase in enzyme activity was observed. This may be due to the depletion of the fermentation medium. Similar results were reported by Srividya and Shivakumar (2012) maximum protease activity was obtained after 120hrs of Incubation for a medium with wheat bran and gelatin 1% was substrates.



**Figure 1** Effect of Fermentation time on protease production

### 3.2 EFFECT OF FERMENTATION OF TEMPERATURE

Fermentation temperature has a great influence on fungal growth and protease production. So the effect of temperature was studied using various temperature ranges from 20<sup>0</sup>C, 25<sup>0</sup>C, 30<sup>0</sup>C, 40<sup>0</sup>C, 45<sup>0</sup>C, 50<sup>0</sup>C, 55<sup>0</sup>C. The maximum activity (509.2u/gds) of the enzyme was observed at a temperature of 35<sup>0</sup>C as shown in figure 2. Increased temperature causes an increase in activity up to a certain point after which it has a determinate effect on the microorganism's growth and may denature the extracellular enzyme. Nehra et al., (2002) reported an optimum temperature of 35<sup>0</sup>C for the production of alkaline protease by *Aspergillus sp.*, under solid-state conditions.

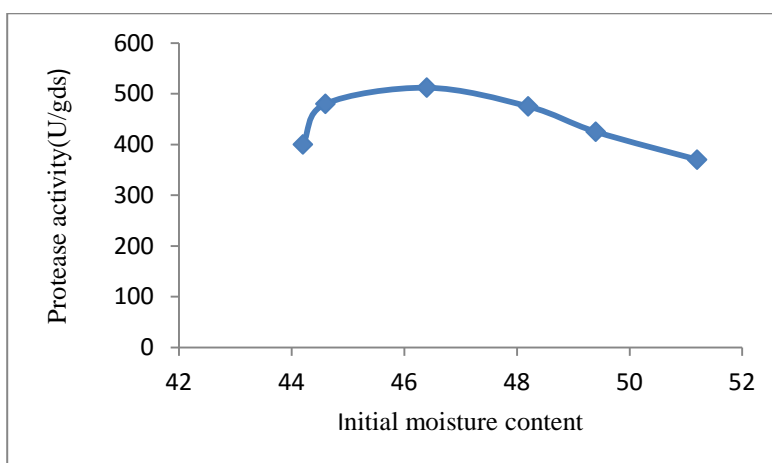


**Figure 2** Effect of fermentation temperature on protease production

### 3.3 Effect of initial moisture content

To determine the optimal moisture content the initial moisture content of the fermentation substrate is varied to various levels of 40-55%. For neutral protease synthesis, moisture content of 46.40% was shown to be optimal and the activity of the enzyme was observed as 525.3 u/gds (Fig 3). The results showed that moisture content had a substantial impact on enzyme activity. Lower moisture content causes solubility issues for nutrients in the substrate. Whereas greater moisture content diminished the porosity of the substrate, limiting oxygen transmission.

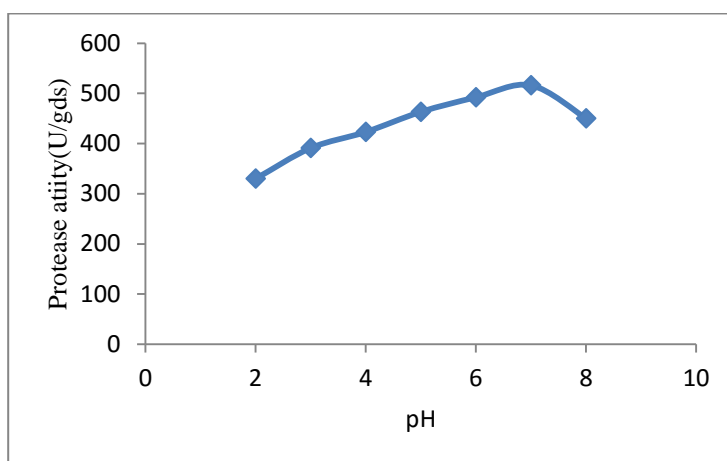
Jurun chutmonov et.al., (2008) reported similar findings in the synthesis of protease utilizing rice bran and wheat bran as substrates with a moisture level of 50%.



**Figure 3** Effect of initial moisture content on protease production

### 3.4 Effect of pH

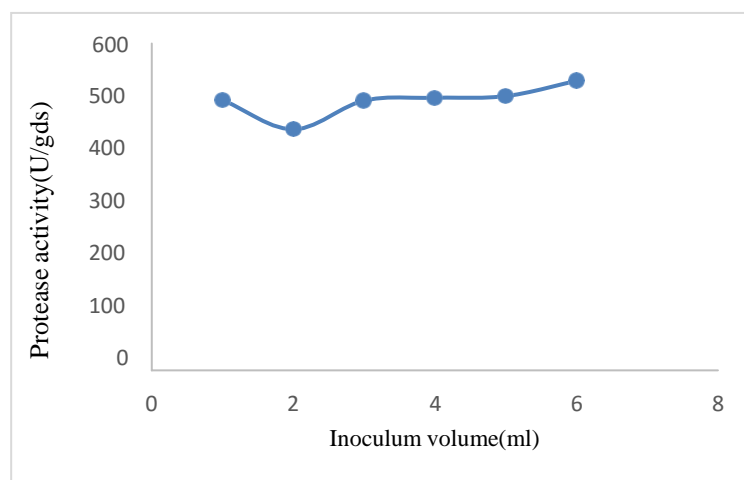
The pH of the medium strongly influences the growth of the organism and protease production. The fermentation was carried out at different pH levels of the substrate medium 2-9 ph. The maximal neutral protease activity (516.2 U/gds) was obtained at neutral pH 7(Fig 4). Paranthaman *et al.*, 2009 reported similar results using rice mill waste as substrate. To produce the neutral protease.



**Figure 4** Effect of pH on protease production

### 3.5 Effect of inoculum volume

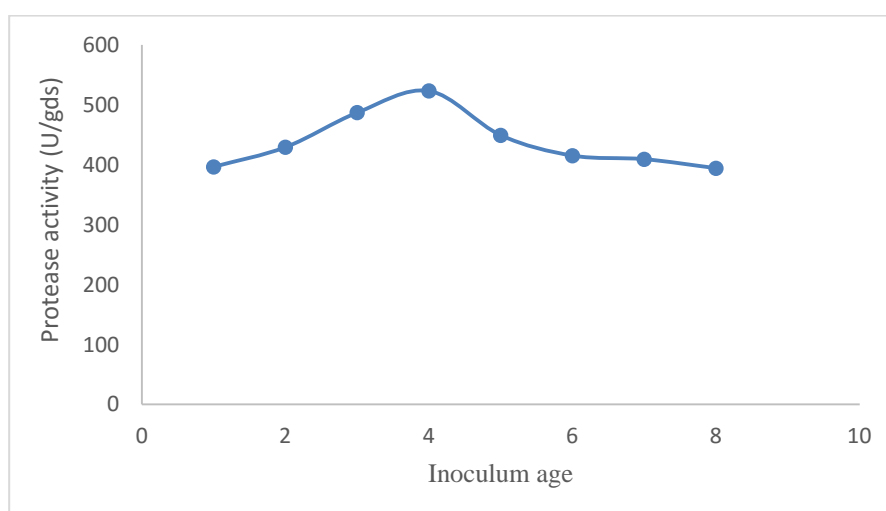
The effect of inoculum volume was investigated, and it was observed that increasing inoculum volume up to 1ml increased activity. Maximum protease (519.12 U/gds) was obtained from a 1ml volume of 4-day-old culture *Aspergillus oryzae* NCIM 637 culture. The findings are shown in (Figure 5) increased inoculum volume resulted in decreased inactivity. (Fig 5). The greatest neutral protease production was reported by Abdul Rauf et al., 2010 with a 1ml volume of inoculums ( $1 \times 10^6$  spores/ml).



**Figure 5** Effect of inoculum volume on the production of protease

### 3.6 Effect of inoculum age

Fermentation with varied inoculum ages was used to investigate the effect of inoculum age on protease production. The substrate was inoculated with 1-day old culture to 10-days old culture in separate flasks. the substrate was incubated at 35°C. The enzyme was isolated and tested for protease activity once fermentation was completed. Protease production was highest in the four-day-old culture at 523.32 U/gds. Figure 6 represents the complete results. With *Rhizopus oligosporus* ACM 145F, Ikasari and Mitchell (1994) found that the 4-day old inoculum yielded the best protease yield.

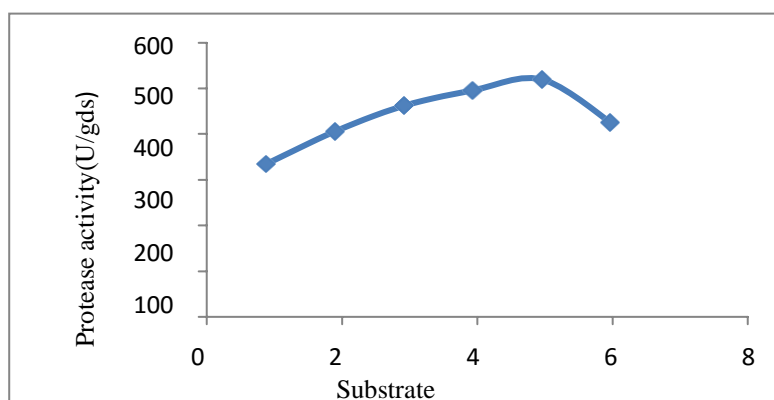


**Figure 6** Effect of inoculum age on the production of protease



### 3.7 Effect of substrate concentration

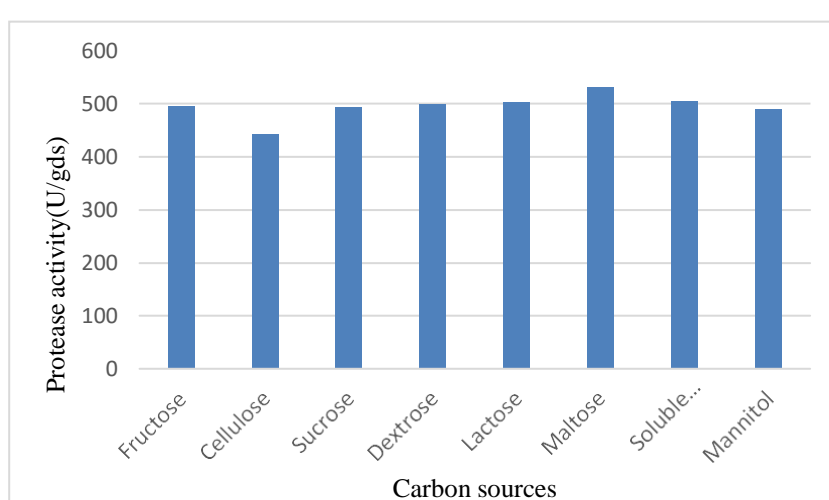
The effect of substrate concentration was studied using varied concentrations of production medium. Each flask was inoculated and kept in a slanting posture after being prepared at pH 7.0 in 250 ml flasks. The results are shown in Figure 7. At a concentration of 5g, the enzyme activity increased, reaching a maximum of 525 U/gds.



**Figure 7** Effect of substrate concentration on protease production

### 3.8 Effect of Enrichment with carbon sources

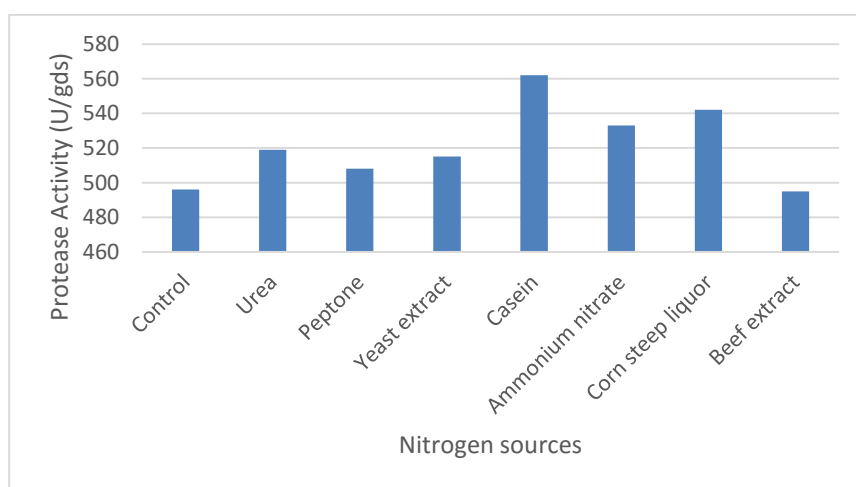
To determine several carbon sources such as Fructose, cellulose, sucrose, Dextrose, Lactose, maltose, Soluble starch, and Mannitol were added to the solid medium at a concentration of 2.0 percent. Maltose was found to be an effective carbon supplement among the other carbon supplements evaluated. Figure 8 shows the highest protease activity of 531.57U/gds.



**Figure 8** Effect of Carbon Source on protease production

### 3.9 Effect of enrichment with the nitrogen source

Various organic (yeast extract, beef extract, malt extract peptone, urea, casein) and inorganic (potassium nitrate, ammonium nitrate, ammonium sulfate, sodium nitrate, ammonium chloride) nitrogen sources were supplemented in the fermentation media, and it was observed that when 2.0 % casein was added, the maximum yield of protease (562.57U/gds) was obtained. Other nitrogen sources utilized in the experiment produced considerable amounts of enzymes during the fermentation process. Similar results were reported by Algarswamy, Samantha et.al.,(2006) using casein as an organic nitrogen supplement.



**Figure 9** Effect of various nitrogen sources on protease production

## 4. CONCLUSIONS

According to the present studies it is observed that the fungi *Aspergillus oryzae* NCIM 637 is the more effective potential microbe for the production of protease using mixed substrates. By use of prawn shell and fish waste powder as substrate increased enzyme yields (562.24U/gds) and resulted in the production of highly active protease. Because the substrate has plenty of nutrients. It aided fungi growth and resulted in the production of highly active protease. They are a high-protein source that can be used as a low-cost substrate for the production of microbial enzymes. Marine wastes include fish heads, tails, fins, viscera, and chitinous prawn shell materials. Processing these wastes for the production of commercial value-added products may lead to a decrease in costs of production. Furthermore, we can eliminate pollution of the environment and health issues caused by improper waste disposal.

## Conflict of Interest

This manuscript has not been submitted to, nor is under review at, another journal or other publishing venue. The authors have no affiliation with any organization with a direct or indirect financial interest in the subject matter discussed in the manuscript.

## References

- [1] Abdul Rauf, Muhammad Irfan, Muhammad Nadeem, Ishtiaq Ahmed, and Hafiz Muhammad Nasir Iqbal (2010)., Optimization of Growth Conditions for Acidic Protease Production from *Rhizopus oligosporus* through Solid State Fermentation of Sunflower Meal World Academy of Science, Engineering and Technology 72.
- [2] Alagarsamy Sumantha, Paul Deepa, Chandran Sandhya, George Szakacs, Carlos Ricardo Soccol and Ashok Pandey, (2006), Rice Bran as a Substrate for Proteolytic Enzyme Production, Brazil Brazilian Archives of Biology and Technology, An international journal, Vol.49, n. 5: pp. 843-851.
- [3] Amira Hassan Al-Abdalall and Eida Marshid Al-Khald, Department of Biology, Faculty of Science, University of Dammam, El-Dammam, Kingdom of Saudi Arabia. 2016;
- [4] Bat Taglinu. R.A, Huergu.M, Pilosot, A.M.R and Bartholomai. G.B (1991) Culture requirements for the production of proteases by *Aspergillus oryzae* in solid-state fermentation Applied Microbiology and Biotechnology Vo135: P 292-296
- [5] C. R. Tremacoldi, N.K. Watanabe, E.C. Carmona Production of extracellular acid proteases by *Aspergillus clavatus* World Journal of Microbiology and Biotechnology, Vol 20: P 639- 642 (2004).
- [6] F.Guerard, L.Guimas and A.Bixet Production of tuna waste hydrolyses by a commercial neutral proteases preparation. Journal neutral proteases preparation. Journal of Molecule catalysis B: Enzymatic, Vol 19-20: P489-489(2002).
- [7] Guevara M. G., Daleo G. R., Oliva C. R., (2001)., “Purification and characterization of an aspartic protease from potato leaves”, Physiol Plant., vol. 112, pp. 321-326.
- [8] H.M. Cherry, M.T. Hossain, M.N. Anwar. Extracellular Glucoamylase from the Isolate *Aspergillus fumigatus*, Pakistan Journal of Biological Science, Vol.7, No.11, 1988–1992, 2004.
- [9] Hesseltine C. W., (1972), Solid state fermentation. Biotechnol. Bioeng. 14, 517-53.
- [10] Ikasari L. and Mitchell D.A., (1994)., Protease production by *Rhizopus oligosporus* solid-state fermentation. World Journal of Microbiology & Biotechnology, vol 10: 320-4
- [11] Ishtiaq Ahmed, Muhammad Anjum Zia, Tehreema Iftikhar, Hafeez Muhammad Nazeer Iqbal, (2011),

- [12] Jarun Chutmanop, Sinsupha Chuichulcherm, Yusuf Chisti and Penjit Srinophakun.,(2008)., Protease production by *Aspergillus oryzae* in solid-state fermentation using agro-industrial substrates J Chem Technol Biotechnology 83:1012–1018.
- [13] Kaustav Aikat, Bimal Chandra Bhattacharyya. Protease extraction in solid-state fermentation of wheat bran by a local strain of *Rhizopus oryzae* and growth studies by the soft gel technique Process Biochemistry, Vol 35: P 907-914 (2000).
- [14] Lowry O. H, Rosebrough N. J, Farr A. L, and Randall R. J, (1951), *J. Biol. Chem.*, 193, 265-275.
- [15] Malathi S, Chakraravarhi Production of an alkaline protease by a new *Aspergillus flavus* isolate under solid-state fermentation conditions for use as a depilation agent. Applied and Environmental Microbiology, Vol 57: P 712-716 (1991).
- [16] Mehrotra, S., P. K. Pandey, R. Gaur, and N. S. Darmwal. "The production of alkaline protease by a *Bacillus* species isolate." *Bioresource Technology* 67, no. 2 (1999): 201-203.
- [17] Morya, V., and D. Yadav. "Production and partial characterization of neutral protease by an indigenously isolated strain of *Aspergillus tubingensis* NIICC-08155." *Internet J Microbiol* 8, no. 1 (2010).
- [18] Murthy, Pushpa S., and M. Madhava Naidu. "Protease production by *Aspergillus oryzae* in solid-state fermentation utilizing coffee by-products." *World Applied Sciences Journal* 8, no. 2 (2010): 199-205.
- [19] Nehra, K.S. Dhillon, S. Kamala Chaudhary, Randhir Singh. Production of alkaline protease by *Aspergillus sp.*, under submerged and solid-substrate fermentation. The Indian Journal of Microbiology, Vol 42: P 43-47 (2002).
- [20] Ogawa, Akinori, Akinori Yasuhara, Takaaki Tanaka, Takaharu Sakiyama, and Kazuhiro Nakanishi. "Production of neutral protease by the membrane-surface liquid culture of *Aspergillus oryzae* IAM2704." *Journal of fermentation and bioengineering* 80, no. 1 (1995): 35-40.
- [21] Paranthaman R., Alagusundaram K., and Indhumathi. J., (2009)., Production of Protease from Rice Mill Wastes by *Aspergillus niger* in Solid State Fermentation World Journal of Agricultural Sciences 5 (3): 308-312.
- [22] Radha S., Nithya V. J., Himakiran Babu R., Sridevi A., Prasad NBL and Narasimha G.,(2011)., Production and optimization of acid protease by *Aspergillus spp* under submerged fermentation Archives of Applied Science Research, , 3 (2):155-163.
- [23] Rebah FB, Miled N. Fish processing wastes for microbial enzyme production: a review. 3 Biotech 2013; 3(4): 255-65.
- [24] Ramkumar, Aishwarya, Nallusamy Sivakumar, and Reginald Victor. "Fish waste-potential low-cost substrate for bacterial protease production: A brief review." *The Open Biotechnology Journal* 10, no. 1 (2016).

- [25] Sandhya, c, Alagaswamy, Samantha, George Szacks, and Ashok Pandey, 2005 comparative neutral protease production of *Aspergillus oryzae* in submerged solid-state fermentation *proc Biochemistry*.
- [26] Shivakumar, Srividya. "Production and characterization of an acid protease from a local *Aspergillus* sp. by Solid substrate fermentation." *Archives of Applied Science Research* 4, no. 1 (2012): 188-199.
- [27] Tanmay Paul, Suman K. Halder, Arpan Das, Kuntal Ghosh, Arpita Mandal, Pijush Payra, Prasenjit Barman Pradeep K. Das Mohapatra Production of chitin and bioactive materials from Black tiger shrimp (*Penaeus monodon*) shell waste by the treatment of bacterial protease cocktail 20 May 2014.
- [28] Vamsi Krishna K, Mayank Gupta, Nikhil Gupta, Hipal Gaudani, Soham Trivedi, Prasad Patil, Girish Gupta, Yogesh Khairnar, Amol Borasate, and Dharmendra Mishra., (2009). Optimization of growth and production of protease by *Penicillium* species using submerged fermentation", *International Journal of Microbiology Research*, Vol.1, pp.14-18.
- [29] Wang, San-Lang, Yen-Hsu Chen, and Yue-Horng Yen. "Purification and characterization of a serine protease extracellularly produced by *Aspergillus fumigatus* in a shrimp and crab shell powder medium." *Enzyme and Microbial Technology* 36, no. 5-6 (2005): 660-665.
- [30] Yi- Su Oh, Ing- Lung Shih, Yew- Min Tzeng, San- Lang Wang. Protease produced by *Pseudomonas aeruginosa* K- 187 and its application in the deproteinization of shrimp and crab shell wastes. *Enzyme and Microbial Technology*, Vol 27: P 3-10 (2000).













