

A comparative study to assess compassion fatigue, burnout and compassion satisfaction among casualty nurses with intensive care unit nurses at selected hospitals in Vadodara.

[Add authors name](#)

ABSTRACT

Aim: This study is focussed on comparison and assessment of compassion fatigue, burnout and compassion satisfaction among casualty nurses with intensive care unit (ICU) nurses.

Study Design: Quantitative research approach and Descriptive - Comparative research design.

Materials and Methods: Study targeted casualty nurses and ICU nurses working at selected hospitals in Vadodara. A total of 80 casualty nurses and ICU nurses were asked to participate in this study. Convenient sampling technique was used. First tool consists of demographic variables. Second tool consists of Compassion Fatigue/Satisfaction Self-Test (CFS), assess the existing level of compassion fatigue, burnout and compassion satisfaction

Results: Assessment of compassion fatigue among casualty nurses revealed that 18 [60%] nurses exhibited extremely high-risk level, Analysis of burnout among casualty nurses showed that 15 [50%] half of the nurses presented moderate risk level and among ICU nurses showed that 45 [90%] majority of the nurses presented high risk levels of burnout. Examining the final component of the CFS tool among casualty nurses, more than half of the respondents 16 [53.3%] were characterised as high potential level of compassion satisfaction and among ICU nurses, half of the respondents 25 [50%] were characterised as having a modest potential level of compassion satisfaction. Independent t-test shows that there was no significant difference in the level of compassion fatigue and compassion satisfaction between casualty nurses and ICU nurses. But there was a significant difference in the level of burnout between casualty nurses and ICU nurses, since the t value [18.256] was found to be greater than the table value [1.990] at .05 significant.

Conclusion: Study reveals an association was found to exist between the level of compassion fatigue and demographic variables. But there was no association found in the level of burnout and compassion satisfaction among subjects with their selected demographic variables.

Key Words: Compassion Fatigue, Burnout, Compassion Satisfaction, Nurses, Casualty and Intensive Care Unit.

1.INTRODUCTION

Compassion fatigue and burnout are the two most frequent talks about aspects of professional quality of life.¹ Nurses know all about "quality of life." It is the main focus of our profession—we provide care to enhance the quality of our patients' lives. However, many nurses may not know that their own quality of life is at stake, depending upon how they go about their work each day. Indeed, a lot of nurses, although familiar with the terms compassion fatigue and burnout cannot identify how it manifests or whether they or their co-workers are experiencing it.²

In the field of nursing, compassion fatigue is when a nurse has gradually become less compassionate about the medical challenges facing his or her patients. Compassion fatigue in healthcare settings is quite common with some studies showing that 7.3% to 40% of study subjects suffered from this condition. There's no doubt that healthcare professionals commit a significant amount of effort and time into giving patients the best quality of care,³ so trying to understand compassion fatigue in nursing needs a deep look at both sides of the fence.

Compassion fatigue is related to our connection to other peoples and our ability to bear witness to the suffering of others, burnout arises out of a more generalized dissatisfaction with one's own work life, and it is usually the result of a multitude of things. Of course, one's own relationship with others can be a big factor, but workload, environment, salary, benefits, organizational culture—many things can set the stage for burnout. Burnout develops gradually over time with prolonged

emotional and physical exhaustion, and it finally results in widespread lethargy, a disinterest of work and relationships.⁴

Some studies have developed strategies for preventing and managing compassion fatigue. For instance, the technique of "critical incident stress debriefing" has been used to prevent compassion fatigue in clinical practice settings who have experienced high levels of stress.⁵ Nurses of many hospitals are frustrated with burnout by inadequate staffing, high patient-nurse ratios, declining quality of care and verbal abuse directed towards them while working.⁶

Most of the studies among burnouts in the nursing field have been done in the areas of oncology, casualty and mental health areas in adults. The reason for nurses leaving the professional workplace is a known and potentially preventable burnout.⁷ The casualty block presents a unique set of stressors with potential for impact on nursing staff. These stressors include overcrowding, pressure to improve turnaround time, frequent delays in assignment of inpatient beds, and other factors distinctive to this environment. More importantly, casualty nurses have significant exposure to patients experiencing immediate traumatic events, which may be a contributing factor to compassion fatigue.

There are different factors that contribute to compassion fatigue, with emphasis on personality, education, job experience, personal quality of life, the specificity of the work and the changes of the health system⁸. Due to the considerable demand and frequent contact with traumatic situations, nursing work in casualty and urgent care makes nurses susceptible to feel the pain of their patients and leads to increasing compassion fatigue.⁹ Therefore this motivated the researcher to take up this project and aims to compare and assess compassion fatigue, burnout and compassion satisfaction among casualty nurses with intensive care unit nurses at selected hospitals in Vadodara.

Significance of the Study

The cornerstone of nursing practice can be acknowledged as compassionate care for patients. Compassion fatigue could stop the continuation of empathy and result in the erosion of nurses' mind, body, and spirit. Leaving the profession may be the only way to achieve catharsis in the view of nurses who cannot overcome the situation. This will impact the global shortage of nurses. While looking at the healthcare worker population, the nursing profession is the most prevalent and contrarily has the greatest shortage (World Health Organization [WHO]).¹⁰

As of 2013, there were 20.7 million nurses worldwide, encompassing about half of the healthcare worker population and it is expected to reduce 7.6 million nurses in the year 2030.¹⁰

Compassion fatigue means the physical, mental exhaustion and emotional withdrawal experienced by those that care for sick or traumatized people over an extended period of time.¹¹ Burnout means the exhaustion of physical or emotional strength or motivation usually as a result of prolonged stress or frustration.¹²

Preventative measures for this in nursing are mostly related to the self in the forms of self-care, self-awareness, and self-reflection.¹³ It was also suggested that enhancing knowledge about Compassion Fatigue could be protective.¹⁴ So, the researcher found that this study might help the nurses to have knowledge and can understand the level of their compassion fatigue, burnout and compassion satisfaction at selected hospitals in Vadodara.

Aim

This study is focussed on comparison and assessment of compassion fatigue, burnout and compassion satisfaction among casualty nurses with intensive care unit nurses at selected hospitals in Vadodara.

Objectives

1. To assess the level of compassion fatigue, burnout and compassion satisfaction among casualty nurses at selected hospitals in Vadodara.
2. To assess the level of compassion fatigue, burnout and compassion satisfaction among intensive care unit nurses at selected hospitals in Vadodara.
3. To compare the level of compassion fatigue among nurses working in casualty and intensive care units at selected hospitals in Vadodara.

Comment [dm1]: Not clear, provide a clear view on the study beneficiaries and its justification.

Comment [dm2]: Revise the study objectives, ideal research objectives should be 3-4.

4. To compare the level of burnout among nurses working in casualty and intensive care units at selected hospitals in Vadodara.
5. To compare the level of compassion satisfaction among nurses working in casualty and intensive care units at selected hospitals in Vadodara.
6. To associate the level of compassion fatigue among nurses working in casualty and intensive care units with their selected demographic variables.
7. To associate the level of burnout among nurses working in casualty and intensive care units with their selected demographic variables.
8. To associate the level of compassion satisfaction among nurses working in casualty and intensive care units with their selected demographic variables.

Hypotheses

H0₁: There will not be any significant difference in the level of compassion fatigue among nurses working in casualty and intensive care units at 0.05 level of significance.

H0₂: There will not be any significant difference in the level of burnout among nurses working in casualty and intensive care units at 0.05 level of significance.

H0₃: There will not be any significant difference in the level of compassion satisfaction among nurses working in casualty and intensive care units at 0.05 level of significance.

H0₄: There will not be any significant association in the level of compassion fatigue among nurses working in casualty and intensive care units with their selected demographic variables at 0.05 level of significance.

H0₅: There will not be any significant association in the level of burnout among nurses working in casualty and intensive care units with their selected demographic variables at 0.05 level of significance.

H0₆: There will not be any significant association in the level of compassion satisfaction among nurses working in casualty and intensive care units with their selected demographic variables at 0.05 level of significance.

2. MATERIALS AND METHODS

Study Design

This present study used Quantitative research approach and Descriptive - Comparative research design.

Sample And Setting

This comparative study targeted casualty nurses and intensive care unit nurses working at selected hospitals in Vadodara based on the researchers' ability to gain access to the sample. A total of 80 casualty nurses and intensive care unit nurses were asked to participate in this study. Convenient sampling technique was used to select the samples.

Inclusion Criteria

- Nurses who were working in the casualty and intensive care unit at selected hospitals in Vadodara.
- Nurses who can read English and Gujarati.
- Nurses who were willing to participate in the study.

Instrumentation

Two kinds of tools were used for this study. First tool consists of demographic variables such as age in years, gender, professional qualification, marital status, monthly income, clinical experience in years, and job description.

Second tool consists of Compassion Fatigue/Satisfaction Self-Test (CFS), assess the existing level of compassion fatigue, burnout and compassion satisfaction among casualty nurses and intensive care unit nurses at selected hospitals in Vadodara. The 66-item Compassion Satisfaction/Fatigue Self-Test for Helpers which measures compassion fatigue, Burnout and compassion satisfaction. The items of scale are rated on a six-point Likert-type scale representing

Comment [dm3]: Revise the hypothesis to be in accordance with the study objectives as recommended above.

Comment [dm4]: Add exclusion criteria

Comment [dm5]: Indicate the type of tools used for data collection i.e. questionnaires, interviews, checklists etc., not the study variables. The study variables to be included in the section of dependent and independent variables

0=Never, 1=Rarely, 2=A few times, 3=Somewhat often, 4=Often, and 5=Very often. The instrument yields a 3 subscale scores including compassion fatigue, Burnout and compassion satisfaction with each score being "psychometrically unique." The instrument has been tested extensively and found to be reliable and valid as a measure of the 3 separate concepts.¹⁵

Procedure

To obtain research permission for the study settings, preliminary discussions were held with the medical superintendent of selected hospitals in Vadodara and took permission for the same. A cover letter explaining the purpose of the study, a consent form, participant information sheet and a questionnaire were then administered to the nurses in the casualty and intensive care units who met inclusion criteria. Completed questionnaires were collected by the researcher from the subjects.

Comment [dm6]: Information in this section is part of ethical approval
Study procedure should be a detailed guidelines on how to collect data using the tools as mentioned above

Analysis

Responses were coded and entered into SPSS. Scale scores were summed for compassion fatigue, burnout, and compassion satisfaction for each participant. Data were analysed using descriptive statistics (frequency, percentage distribution, mean and standard deviation) and inferential statistics (Chi-square test and independent t test)

Chi square test was used to find out the association between casualty nurses and intensive care unit nurses with their selected demographic variables. An independent t test was used to compare the compassion fatigue, burnout and compassion satisfaction among casualty nurses and intensive care unit nurses.

3. RESULTS AND DISCUSSION

The analysis and interpretation of data in this study were based on data collected through Compassion Fatigue/Satisfaction Self-Test (CFS), to assess the existing level of compassion fatigue, burnout and compassion satisfaction among casualty nurses and intensive care unit nurses at selected hospitals in Vadodara. The results were computed using descriptive and inferential statistics based on hypotheses and the objectives of the study.

A total of 80 nurses interviewed at selected hospitals in Vadodara. Among them 30 were employed in casualty and 50 were in intensive care units.

The results were represented in the form of tables and diagrams. It is presented under the following headings

Table 1: Frequency and percentage distribution of demographic variables of casualty nurses and ICU nurses.

Table 2: Assessment of level of compassion fatigue, burnout and compassion satisfaction among casualty nurses and ICU nurses.

- Assessment of compassion fatigue among casualty nurses revealed that 18 [60%] nurses exhibited extremely high risk, 6 [20%] nurses exhibited high risk, 2 [6.7%] nurses were equally exhibited moderate risk, low risk and extremely low risk. Assessment of compassion fatigue among intensive care unit nurses revealed that 5 [10%] nurses exhibited extremely high risk, 12 [24%] nurses exhibited high risk, 14 [28%] nurses exhibited moderate risk, 10 [20%] nurses exhibited low risk and 9 [18%] nurses exhibited extremely low risk.
- Analysis of burnout among casualty nurses showed that 15 [50%] half of the nurses presented moderate risk and the remaining nurses were almost nearly presented with extremely low risk 8 [26.7%] and high risk 7 [23.3%]. No participants were found to have extremely high-risk levels of burnout. A further analysis among intensive care unit nurses showed that 45 [90%] majority of the nurses presented high risk and the remaining nurses presented 4 [8%] moderate risk and 1 [2%] high risk. No respondents were found to have extremely low risk levels of burnout.

- Examining the final component of the Compassion Fatigue/Satisfaction Self-Test (CFS) tool among casualty nurses, more than half of the respondents 16 [53.3%] were characterised as high potential level of compassion satisfaction, 11 [36.7%] were good potential and 3 [10%] were modest potential. No participants were found to have extremely high potential and low potential levels of compassion satisfaction. While analysing intensive care unit nurses, half of the respondents 25 [50%] were characterised as having a modest potential level of compassion satisfaction, 15 [30%] were low potential and 10 [20%] were of good potential. No respondents were found to have extremely high potential and high potential levels of compassion satisfaction.

Table 3: Comparison of level of compassion fatigue, burnout and compassion satisfaction among casualty nurses and intensive care unit nurses.

- Comparison of level of compassion fatigue among casualty nurses and intensive care unit nurses was done by computing independent t-test and found that there was no significant difference in the level of compassion fatigue between casualty nurses and intensive care unit nurses, as the results shows that t value [0.167] is less than that table value [1.990] at .05 level of significance.
- Comparison of level of burnout discloses that there was a significant difference in the level of burnout between casualty nurses and intensive care unit nurses, since the t value [18.256] is greater than the predetermined [1.990] at .05 level of significance.
- Comparison of level of compassion satisfaction infers that there was no significant difference in the level of compassion satisfaction between casualty nurses and intensive care unit nurses, as the results justifies that t value [0.493] is less than that table value [1.990] at .05 level of significance.

Table 4: Association between levels of compassion fatigue, burnout and compassion satisfaction among casualty nurses and intensive care unit nurses with their selected demographic variables.

- While assessing the association between levels of compassion fatigue among casualty nurses and intensive care unit nurses with their selected demographic variables, the calculated X2 values [57.712] was more than table value [21.03] in terms of age in years at .05 level of significance. In terms of monthly income, the calculated X2 value [60.772] was more than table value [21.03] at .05 level of significance. In terms of clinical experience in years, the calculated X2 values [39.503] was more than table value [21.03] at .05 level of significance and in terms of job description, the calculated X2 values [43.835] was more than table value [9.49] at .05 level of significance. Since association was found to exist between the level of compassion fatigue and above-mentioned socio-demographic variables. But there was no association found in terms of gender, professional qualification and marital status.
- Chi square analysis of burnout among demographic variables depicts that, no association was found to exist between the level of burnout among casualty nurses and intensive care unit nurses with their selected demographic variables such as age in years, professional qualification, marital status, monthly income, clinical experience in years, job description except gender.
- Results showed that only clinical experience in years among demographic variable was found to be having an association with the level of compassion satisfaction

Table 1: Frequency and percentage distribution of demographic variables of casualty nurses and ICU nurses.

Sr. no.	Demographic variables	Casualty nurses [n=30]		ICU nurses [n=50]	
		Frequency	Percentage	Frequency	Percentage
1.	Age in years				
	1) 20 to 29	4	13.3%	17	34%
	2) 30 to 39	15	50%	11	22%
	3) 40 to 49	11	36.7%	21	42%

	4) 50 or above	0	0%	1	2%
2.	Gender				
	1) Male	8	26.7%	3	6%
	2) Female	22	73.3%	47	94%
3.	Professional qualification				
	1) ANM	12	40%	30	60%
	2) GNM	10	33.3%	13	26%
	3) BSC Nursing	4	13.3%	5	10%
	4) PBBSC Nursing	4	13.3%	2	4%
4.	Marital status				
	1) Single	14	46.7%	30	60%
	2) Married	14	46.7%	20	40%
	3) Divorce	1	3.3%	0	0%
	4) Separated	1	3.3%	0	0%
5.	Monthly income				
	1) 6000-12999	22	73.3%	30	60%
	2) 13000-19999	6	20%	8	16%
	3) 20000-26999	1	3.3%	8	16%
	4) 27000 or above	1	3.3%	4	8%
6.	Clinical experience				
	1) 0 to 5	4	13.3%	10	20%
	2) 6 to 10	9	30%	7	14%
	3) 11 to 15	14	46.7%	16	32%
	4) 16 or above	3	10%	17	34%
7.	Job description				
	1) Head nurse	4	13.3%	11	22%
	2) Staff nurse	26	86.7%	39	78%

Table 2: Assessment of level of compassion fatigue, burnout and compassion satisfaction among casualty nurses and ICU nurses.

Sr. no	Levels of compassion fatigue, burnout and compassion satisfaction	Casualty nurses		ICU nurses	
		Frequency [n=30]	Percentage	Frequency [n=50]	Percentage
1.	Compassion fatigue				
	1. Extremely low risk	2	6.7%	9	18%
	2. low risk	2	6.7%	10	20%
	3. moderate risk	2	6.7%	14	28%
	4. high risk	6	20%	12	24%
	5. extremely high risk	18	60%	5	10%
2.	Burnout				
	1. Extremely low risk	8	26.7%	0	0%
	2. Moderate risk	15	50%	4	8%
	3. High risk	7	23.3%	45	90%
	4. Extremely high risk	0	0%	1	2%
3.	Compassion satisfaction				
	1. Extremely high potential	0	0%	0	0%
	2. High potential	16	53.3%	0	0%
	3. Good potential	11	36.7%	10	20%
	4. Modest potential	3	10%	25	50%
	5. Low potential	0	0%	15	30%

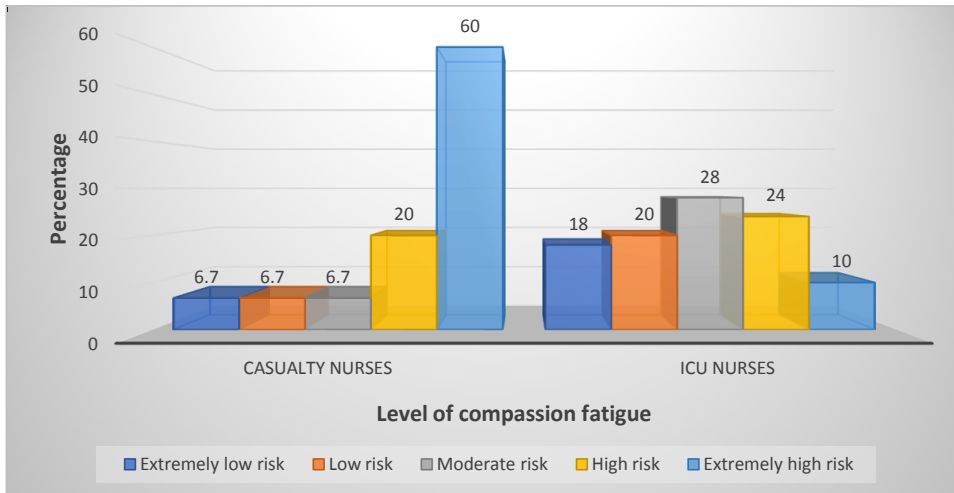


Figure 1: 3-D clustered column showing percentage distribution level of compassion fatigue, among casualty nurses and ICU nurses

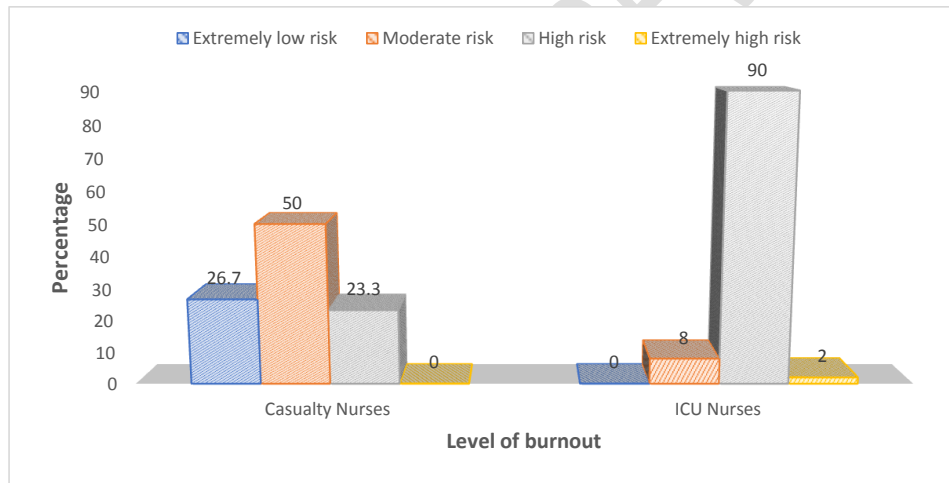


Figure 2: 3-D clustered column showing percentage distribution level of burnout, among casualty nurses and ICU nurses

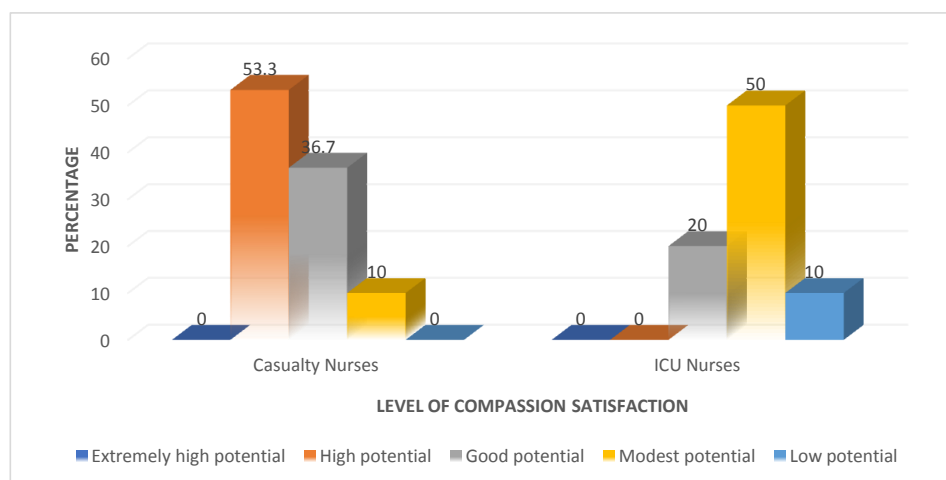


Figure 3: 3-D clustered column showing percentage distribution level of compassion satisfaction, among casualty nurses and ICU nurses

Table 3.1: Comparison of level of compassion fatigue among casualty nurses and intensive care unit nurses.

Group	Sample	Mean	Mean difference	Standard deviation	t value	df	Table value at 0.05 level
Casualty	30	4.20	1.320	1.243	0.167	78	1.990
ICU	50	2.88		2.256			Not Significant

Table 3.2: Comparison of level of burnout among casualty nurses and intensive care unit nurses.

Group	Sample	Mean	Mean difference	Standard deviation	t value	df	Table value at 0.05 level
Casualty	30	1.97	-0.973	0.718	18.256	78	1.990
ICU	50	2.94		0.314			Significant

Table 3.3: Comparison of level of compassion satisfaction among casualty nurses and intensive care unit nurses.

Group	Sample	Mean	Mean difference	Standard deviation	t value	df	Table value at 0.05 level
Casualty	30	2.57	-1.533	0.679	0.493	78	1.990
ICU	50	4.10		0.707			Not Significant

Table 4.1: Association between levels of compassion fatigue among casualty nurses and intensive care unit nurses with their selected demographic variables.

Sr. No	Demographic Variables	Level of Compassion Fatigue					Total	Significance at .05 level
		Extremely low risk	Low risk	Moderate risk	High risk	Extremely high risk		
I	Age in years							$\chi^2=57.712$ df=12 Significant P=21.03
	20-29 years	10	8	0	2	1	21	
	30-39 years	1	0	9	8	8	26	
	40-49 years	0	3	7	8	14	32	
	50 and above	0	1	0	0	0	1	
	Total	11	12	16	18	23	80	
II	Gender							

	Male	0	2	0	4	5	11	$\chi^2=6.718$ df=4 Not Significant P=9.49
	Female	11	10	16	14	18	69	
	Total	11	12	16	18	23	80	
III	Professional Qualification							
	ANM	8	9	9	8	8	42	$\chi^2=11.703$ df=12 Not Significant P=21.03
	GNM	2	2	5	5	9	23	
	Basic B.Sc. Nursing	1	1	2	2	3	9	
	Post Basic B.Sc. Nursing	0	0	0	3	3	6	
	Total	11	12	16	18	23	80	
IV	Marital Status							
	Single	3	6	8	13	14	44	$\chi^2=14.298$ df=12 Not Significant P=21.03
	Married	7	6	8	5	8	34	
	Divorced	0	0	0	0	1	1	
	Separated/ widowed	1	0	0	0	0	1	
	Total	11	12	16	18	23	80	
V	Monthly Income							
	6000-12999	0	7	9	15	21	52	$\chi^2=60.772$ df=12 Significant P=21.03
	13000-19999	2	1	6	3	2	14	
	20000-26999	7	1	1	0	0	9	
	27000 and above	2	3	0	0	0	5	
	Total	11	12	16	18	23	80	
VI	Clinical Experience in Years							
	0-5 years	6	7	0	0	1	14	$\chi^2=39.503$ df=12 Significant P=21.03
	6-10 years	1	3	5	3	4	16	
	11-15 years	2	0	8	9	11	30	
	16 and above	2	2	3	6	7	20	
	Total	11	12	16	18	23	80	
VII	Job Description							
	Head nurse	9	5	0	0	1	15	$\chi^2=43.835$ df=4 Significant P=9.49
	Staff nurse	2	7	16	18	22	65	
	Total	11	12	16	18	23	80	

Table 4.2: Association between levels of burnout among casualty nurses and intensive care unit nurses with their selected demographic variables

Sr. No	Demographic Variables	Level of Compassion Fatigue				Total	Significance at .05 level
		Extremely low risk	Moderate risk	High risk	Extremely high risk		
I	Age in years						
	20-29 years	1	4	16	0	21	$\chi^2=10.387$ df=9 Not Significant P=16.92
	30-39 years	6	5	15	0	26	
	40-49 years	1	10	20	1	32	
	50 & above	0	0	1	0	1	
	Total	8	19	52	1	80	
II	Gender						
	Male	0	7	4	0	11	$\chi^2=11.587$ df=3 Significant P=7.81
	Female	8	12	48	1	69	
	Total	8	19	52	1	80	
III	Professional Qualification						

	ANM	4	7	30	1	42	$\chi^2=11.483$ df=9 Not Significant P=16.92
	GNM	1	6	16	0	23	
	Basic B.Sc. Nursing	2	2	5	0	9	
	Post Basic B.Sc. Nursing	1	4	1	0	6	
	Total	8	19	52	1	80	
IV	Marital Status						
	Single	4	10	30	0	44	$\chi^2=8.123$ df=9 Not Significant P=16.92
	Married	4	7	22	1	34	
	Divorced	0	1	0	0	1	
	Separated/ widowed	0	1	0	0	1	
	Total	8	19	52	1	80	
V	Monthly Income						
	6000-12999	5	13	34	0	52	$\chi^2=9.201$ df=9 Not Significant P=16.92
	13000-19999	3	2	8	1	14	
	20000-26999	0	3	6	0	9	
	27000 & above	0	1	4	0	5	
	Total	8	19	52	1	80	
VI	Clinical Experience in Years						
	0-5 years	1	3	10	0	14	$\chi^2=6.337$ df=9 Not Significant P=16.92
	6-10 years	2	6	8	0	16	
	11-15 years	3	8	18	1	30	
	16 & above	2	2	16	0	20	
	Total	8	19	52	1	80	
VII	Job Description						
	Head nurse	1	2	12	0	15	$\chi^2=1.918$ df=3 Not Significant P=7.81
	Staff nurse	7	17	40	1	65	
	Total	9	19	52	1	80	

Table 4.3: Association between levels of compassion satisfaction among casualty nurses and intensive care unit nurses with their selected demographic variables

Sr. No	Demographic Variables	Level of Compassion Satisfaction					Total	Significance at .05 level
		Extremely high potential	High p	Good p	Modest p	Low p		
I	Age in years							
	20-29 years	0	2	5	9	5	21	$\chi^2=14.553$ df=9 Not Significant P=16.92
	30-39 years	0	11	5	6	4	26	
	40-49 years	0	3	11	12	6	32	
	50 and above	0	0	0	1	0	1	
	Total	0	16	21	28	15	80	
II	Gender							
	Male	0	2	5	4	0	11	$\chi^2=4.211$ df=3 Not Significant P=7.81
	Female	0	14	16	24	15	69	
	Total	0	16	21	28	15	80	
III	Professional Qualification							
	ANM	0	9	7	16	10	42	$\chi^2=6.399$ df=9 Not Significant P=16.92
	GNM	0	5	8	7	3	23	
	Basic B.Sc. Nursing	0	2	3	3	1	9	
	Post Basic	0	0	3	2	1	6	
	Total	0	16	21	28	15	80	

	B.Sc. Nursing							
	Total	0	16	21	28	15	80	
IV	Marital Status							
	Single	0	8	13	17	6	44	$\chi^2=9.414$ df=9 Not Significant P=16.92
	Married	0	7	7	11	9	34	
	Divorced	0	0	1	0	0	1	
	Separated/ widowed	0	1	0	0	0	1	
	Total	0	16	21	28	15	80	
V	Monthly Income							
	6000-12999	0	11	17	17	7	52	$\chi^2=7.711$ df=9 Not Significant P=16.92
	13000-19999	0	3	2	4	5	14	
	20000-26999	0	1	2	4	2	9	
	27000 and above	0	1	0	3	1	5	
	Total	0	16	21	28	15	80	
VI	Clinical Experience in Years							
	0-5 years	0	2	4	4	4	14	$\chi^2=17.728$ df=9 Significant P=16.92
	6-10 years	0	7	3	4	2	16	
	11-15 years	0	6	11	7	6	30	
	16 and above	0	1	3	13	3	20	
	Total	0	16	21	28	15	80	
VII	Job Description							
	Head nurse	0	2	2	8	3	15	$\chi^2=3.372$ df=3 Not Significant P=7.81
	Staff nurse	0	14	19	20	12	65	
	Total	0	16	21	28	15	80	

4. CONCLUSION

Independent t-test shows that there was no significant difference in the level of compassion fatigue and compassion satisfaction between casualty nurses and ICU nurses. But there was a significant difference in the level of burnout between casualty nurses and ICU nurses

Study reveals an association was found to exist between the level of compassion fatigue and demographic variables. But there was no association found in the level of burnout and compassion satisfaction among subjects with their selected demographic variables.

Nurses would have an insight to take care of patients in crisis. However, nurses sometimes can't control themselves until they are in crisis. Frequently the warning signs and symptoms go unidentified by either the nurses themselves or their colleagues. This research study has the potential to raise awareness and hopes that the results in this study give support for nurses working in the hospitals.

ETHICAL APPROVAL

This research involved human subjects and therefore a formal ethical approval received from the institutional ethical committee. Each participant provided written consent and filled in questionnaires anonymously. Participant data were associated with numbers rather than participant names.

REFERENCES

1. Joinson, C. (1992). Coping with compassion fatigue. *Nursing*, 22, 116–121. doi:10.1097/00152193-199204000-00035
2. <https://connect.springerpub.com/content/book/978-0-8261-5521-4/part/part1/chapter/ch01>
3. White W. Compassion Fatigue in Nursing: What It Is and How to Deal with It | Incredible Health [Internet]. Incredible Health. 2021 [cited 15 September 2021]. Available from: <https://www.incrediblehealth.com/blog/compassion-fatigue/>
4. Maslach, C. (1982). *Burnout: The cost of caring*. Englewood Cliffs, NJ: Prentice-Hall.

5. Pickett, M., Brennan, A. M., Greenberg, H. S., Licht, L., & Worrell, J. D. (1994). Use of debriefing techniques to prevent compassion fatigue in research teams. *Nursing Research*, 43, 250- 252.
6. Aiken, L. H., Clarke, S. P., Sloane, D. M., Sochalski, J., & Silber, J. H. (2002). Hospital nurse staffing and patient mortality, nurse burnout, and job dissatisfaction. *Journal of the American Medical Association*, 288, 1987-1993.
7. Albrecht, T. (1982). Coping with occupational stress: Relational and individual strategies of nurses in acute health care settings. In M. Burgoon (Ed.), *Communication yearbook 6* (pp. 832- 849). Newbury Park, CA: Sage.
8. Pehlivan T. Compassion Fatigue: The Known, Unknown. *J Psychiatric Nurse*. 2018; 9(2): 129-34. Doi:10.14744/ phd.2017.25582
9. Van Mol MMC, Kompanje EJO, Benoit DD, Bakker J, Nijkamp MD. The prevalence of compassion fatigue and burnout among healthcare professionals in intensive care units: A systematic review. *PLoS One*. 2015; 10(8):1-22. doi: 10.1371/journal.pone.0136955.
10. World Health Organization. *Global Strategy on Human Resources for Health: Workforce 2030*. Geneva, Switzerland: WHO; 2016. <http://apps.who.int/iris/bitstream/10665/250368/1/9789241511131-eng.pdf>. Accessed on December 10, 2017.
11. Compassion Fatigue. 2017. In Merriam-Webster's online dictionary. <http://www.merriam-webster.com/medical/compassion%20fatigue>. Accessed on December 12, 2017.
12. Burnout. 2017 In Merriam-Webster's online dictionary. <http://www.merriam-webster.com/dictionary/burnout>. Accessed on December 12, 2017.
13. Nolte AG, Downing C, Temane A, Hastings-Tolsma M. Compassion fatigue in nurses: a metasynthesis. *J Clin Nurs*. 2017; 26:4364–4378. <https://doi.org/10.1111/jocn.13766>
14. Boyle DA. Compassion fatigue: the cost of caring. *Nursing*. 2015; 45:48–51. <https://doi.org/10.1097/01.NURSE.0000461857.48809.a1>
15. Shrinks Online [Internet]. hcc.cfidarren.com. 2021 [cited 17 September 2021]. Available from: <http://hcc.cfidarren.com/sat-fat.htm>

Formatted: French (France)

UNDER PEER REVIEW