

Effect of organic fertilizers on the soil properties and bacterial communities of marigold rhizosphere soil

Comment [a1]: italic

ABSTRACT

The investigation was undertaken to study the impact of different organic inputs on the soil properties of African marigold rhizosphere soil. Analysis of variance (ANOVA) for RBD with three replications was carried out using OPSTAT. The present investigation was conducted in experimental farm, Department of Horticulture, Assam Agricultural University, Jorhat, Assam, between 2020-2021. The African marigold variety 'Seracole' was chosen for the experiment consisting of 7 treatment combinations with one treatment comprising of the recommended dose of fertilizers and the other six treatment comprising of various organic manures, rock phosphate with a consortium of *Azotobacter*, *Azospirillum* and PSB. It was observed that T₇ {Enriched compost (5 t/ha)} exhibited the highest values for soil pH, soil moisture content, organic Carbon, available Nitrogen, Phosphorus, Potassium, Microbial Biomass Carbon and various soil enzymes followed by T₃ {Vermicompost (5t/ha) + Rock phosphate (100 kg/ha) + Microbial consortium}. Considering the positive effect on growth, yield, quality and soil health, T₃ and T₇ both can be considered best for adopting at the field level to reap good economic yield accompanied by better quality and sustainable soil health

Comment [a2]: match

Keywords: African marigold; Seracole; Organic; Sustainable agriculture; Vermicompost; Enriched compost; *Azotobacter*; *Azospirillum*

1. INTRODUCTION

Marigold is a flower that grows wild throughout Central and South America, particularly in Mexico. During the early 16th century, it expanded from Mexico to various regions of the world. *Tagetes* was named after Tages, a deity who was noted for his beauty. Genus *Tagetes* belongs to subfamily Asteroideae of family Asteraceae. *Tagetes* is a flowering plant genus with 56 species, 27 of which are annual and 29 perennials, that is widely dispersed throughout the world and is one of the most extensively exploited tropical and subtropical flower crops. The plants are stout and branched. The leaves are segmented, pinnate and fern like which are green in colour and are strongly scented. Flowers are usually found in 3 varying colours from yellow and golden to orange, red and mahogany. Four annual species *Tagetes patula*, *Tagetes lunulata*, *Tagetes erecta* and *Tagetes tenuifolia* are commonly cultivated throughout the world for ornamental purposes. The taller and large flowered *Tagetes erecta* is known as African marigold while the smaller *Tagetes patula* is called French marigold. *Tagetes erecta*, popularly known as 'Mexican marigold' or 'Aztec Marigold,' is one of the genus *Tagetes*' most important species. The chromosome number of African marigold is 2n=24. This plant reaches a height of 50-100 cm. It has a tendency to flower for a short period, resulting in marketable flowers with a wide range of appealing colours,

shapes, and sizes, as well as good keeping qualities. Marigold was introduced by Portuguese in India during 16th century [1].

Bioactive extracts from numerous *Tagetes* plant sections have been found to have nematocidal, fungicidal, and insecticidal action. Thienyls are the nematocidal components of essential oils from flowers and leaves, while terpenoids are the biocidal components of essential oils from flowers and leaves. *Tagetes* carotenoid pigments can also be utilized in food coloring [2]. The finding of [3] indicated that higher intake of carotenoids such as lutein and zeaxanthin reduced the risk of age-related macular degeneration in the retina of eye which has been documented by various workers [4] and [5]. Carotenoids (Xanthophyll) are abundant in marigold flower petals, which have a significantly higher concentration of this pigment than other plant components [6]. Since some of the artificial color additives have cancerous effects, the natural color additives are preferred for improving egg yolk pigmentation and hence marigold petal can be used as alternative sources of natural carotenoids as pigmenting agents for egg yolk.

It is found in baked goods and baking mixes, beverages and beverage bases, breakfast cereals, chewing gum, dairy product analogues, egg products, fats and oils, frozen dairy desserts and mixes, gravies and sauces, soft and hard candy, infant and toddler foods, milk products, processed fruits and fruit juices, soups and soup mixes at levels ranging from 2 to 330 mg/kg [7]. So there is scope of using organic marigold petals as a source of natural dye in food and poultry industry.

To meet the rising demand, both quantity and quality production are critical. Higher yields can be obtained by applying inorganic fertilizers, but continued use of agrochemicals degrades soil health and causes environmental imbalance by polluting the air, water, and soil. Chemical fertilizer use has a negative impact on soil texture and structure, as well as organic content and microbial activity [8].

2. MATERIAL AND METHODS

2.1 Experimental site

The experimental area was located at 26°47'N and 91°12'E longitude at an elevation of 86.8m above mean sea level and under Upper Brahmaputra Valley Agro Climatic Zone of Assam. The field experiment was conducted during 2020-2021 at the Experimental Farm, Department of Horticulture, Assam Agricultural University, Jorhat, Assam.

The experiment was laid out in Randomized Block Design (RBD) with three replications. There were 7 treatments which were applied as T₁ {RDF (10:10:10 g/m² NPK) + FYM @ 4 kg/m²}, T₂ {Vermicompost (2.5t/ha) + Rock Phosphate (100 kg/ha) + Microbial consortium}, T₃ {Vermicompost (5t/ha) + Rock phosphate (100 kg/ha) + Microbial consortium}, T₄ {compost (2.5t/ha) + Rock phosphate (100 kg/ha) + Microbial consortium}, T₅ {Compost (5t/ha) + Rock phosphate (100kg/ha) + Microbialconsortium}, T₆ {Enriched compost (2.5 t/ha)} and T₇ {Enriched compost (5 t/ha)}. Microbial consortium slurry was prepared with water and the root dip treatment of seedlings was done an hour prior to transplanting. Consortium used in the treatment was a mixture of *Azospirillum*, *Azotobacter* and Phosphate solubilizing bacteria (PSB). The inputs like vermicompost, compost and enriched compost used in the experiment was procured from Assam Agricultural University, Jorhat and applied during the land preparation. The cuttings used were about 5-7 cm height when planted and were of a uniform height. The cuttings were planted in a prepared plot at a spacing of 30 cm x 30 cm.

2.2 Soil analysis

2.2.1 Collection and preparation of soil samples

Soil samples were collected from each plot after the harvest of the crop were air dried, ground and sieved through 2mm diameter and stored in butter paper bags with proper tagging and used for various analyses pertinent to the experiment.

2.2.2 Soil pH

Soil pH was determined before and at harvest by glass electrode method [9]. For the purpose, soil water suspension was prepared at the ratio of 1:2.5 and the pH of the suspension were determined with pH meters with a glass electrode.

2.2.3 Soil moisture content

Soil moisture content on dry weight basis was determined by gravimetric method from the time of planting to maturity at periodic intervals. The soil samples were taken from soil depth 0-15 cm with the help of auger. Soil moisture content (%) was determined by drying the soil samples in hot air oven at 105°C until the entire moisture was driven off and a constant weight was obtained. The loss in soil moisture content as percentage of oven dry soil by the following formula:

$$\text{Per cent moisture} = \frac{\text{loss in weight}}{\text{oven dry weight}} \times 100$$

2.2.4 Organic carbon

Organic carbon in the soil (0.2g) was oxidized with a mixture of $\text{K}_2\text{Cr}_2\text{O}_7$ (1N), conc. H_2SO_4 (Sulphuric acid) and conc. H_3PO_4 (Orthophosphoric acid) for reduction of $\text{K}_2\text{Cr}_2\text{O}_7$ (Potassium dichromate) by organic compounds as per the method described by [10]. The unused $\text{K}_2\text{Cr}_2\text{O}_7$ was back titrated with ferrous ammonium sulphate (FAS) $[(\text{NH}_4)_2\text{SO}_4\text{FeSO}_4 \cdot 6\text{H}_2\text{O}]$ (0.5M) using diphenylamine indicator till the colour changes from violet blue to green. Blank contained no soil but all reagents treated similarly for calculation. Oxidizable Organic Carbon and total organic carbon (TOC) were calculated using the following formula.

$$\text{Oxidizable OC (w/w)} = \frac{(V_b - V_s) \times 0.3 \times M}{W_t}$$

$$\text{TOC (w/w)} = 1.334 \times \text{Oxidizable Organic Carbon}$$

Where M = Molarity of ferrous ammonium sulphate (0.5M)

V_b = Volume of FAS for blank (ml)

V_s = Volume of FAS for sample (ml)

W_t = Weight of soil (g)

$0.3 = 3 \times 10^{-3} \times 100$ where 3 is equivalent weight of C

2.2.5 Available Nitrogen

Available N of the soil sample was estimated by modified Kjeldahl's method as described by [9] and the available nitrogen present in the sample was expressed as kg ha^{-1} .

2.2.6 Available Phosphorus

Available P in soil sample was extracted by Bray's method as outlined by [9]. The Phosphorus was determined calorimetrically and expressed as available P_2O_5 (kg ha^{-1})

2.2.7 Available Potassium

Available K content of the soil sample was extracted with neutral normal ammonium acetate as outlined by [9]. The Potassium content was determined with the help of Flame Photometer and expressed as available K_2O ($kg\ ha^{-1}$)

2.2.1.2 Soil microbial analysis

2.2.1.2.1 Microbial biomass carbon

Microbial biomass carbon was determined by chloroform fumigation extraction technique following the method of [11]. Moist samples (5g soil) in 50 ml glass beakers are placed in a desiccator and a vial of soda lime. A beaker containing 50ml ethanol free $CHCl_3$ was boiled vigorously for 2 min. The desiccator was then incubated in dark at $25^\circ C$ for 24 hr. After fumigation, $CHCl_3$ was removed by repeated evacuation, the soil was then extracted with 25ml 0.5 M K_2SO_4 (Potassium sulphate) (5:1) for 30 min by oscillating shaking at 200 rpm and then filtered through a Whatman no. 42 filter paper. Controls were prepared by extracting soils without fumigation. OC content in the extracts was measured with dichromate (66.7 mM) and 15ml of the digestion mixture (2:1 conc. H_2SO_4 : H_3PO_4 (v/v)) was added. The mixture was gently refluxed for 30 min, allowed to cool and diluted with 20ml distilled water. The excess $K_2Cr_2O_7$ was measured by back titration with FAS (40.0 mM) using 1.10-phenanthrolineferrousulphate complex (25mM) solution as an indicator. MBC was calculated from the differences in extractable OC between the fumigated and non-fumigated compost and expressed as ($\mu g\ g^{-1}$) on a dry basis as:

$$MBC (\mu g\ g^{-1}) = Ec/kEC$$

Where $Ec = [(OC\ extracted\ from\ fumigated\ soil) - (OC\ extracted\ from\ non-fumigated\ soil)]$ and $kEC = 0.38$ (Vance *et al.*, 1987)

2.2.1.2.2 Dehydrogenase activity

DH activity was determined by the reduction of triphenyltetrazolium chloride (TTC) to triphenylformazan (TPF) as described by [12] with modifications. Moist soil (1g) was treated with 1ml of 3% TTC and then incubated at $28^\circ C$ for 24hr in a screw cap test tube (30 ml). After the incubation period, the soil was extracted by addition of extractant (methanol) following incubation in dark with agitation for 1hr. After the extraction, 1.2ml of extractant with soil mixture was transferred to a 1.5ml microcentrifuge tube and removed the soil by centrifugation at 10,000 rpm for 10 min. The absorbance of the supernatant was measured in the Nanodrop 1000 spectrophotometer at 485nm. To account for any abiotic TTC reductions, sterile controls consisted of autoclaved soil ($121^\circ C$, 20 min for three consecutive days) were used. Spectrophotometer blanks for both autoclaved and not autoclaved treatment consisted of compost and TTC replaced with Millipore water. Controls and blanks treated like samples. A calibration curve was constructed by determining OD 485nm values for working standard of TPF (20,40,80,120,200,300 and $500\mu g\ ml^{-1}$). The OD 485nm was compared to that of TPF standards. DH activity was expressed on dry weight as $\mu g\ TPF\ g^{-1}\ 24\ h^{-1}$ on a dry weight basis as:

$$DH\ activity (\mu g\ TPF\ g^{-1}\ 24\ h^{-1}) = [(TPFc)] [(TPFs)] \times 11/Edw$$

Where, TPFs = TPF conc. ($\mu g\ ml^{-1}$) in the sample

TPFc = TPF conc. ($\mu g\ ml^{-1}$) in the sterile control; Edw is the equivalent dry wt. of 1g soil; 11 is the volume of solution added in the assay (TTC + Extractant)

Comment [a3]: correct spelling

2.2.1.2.3 Acid Phosphatase

The soil acid phosphatase activity was determined by rapid enzyme assay based on the use of p-nitrophenyl phosphate (pNPP) as artificial substrate as described by [13] and measuring the colour intensity colorimetrically.

2.3 Statistical Analysis

The data of the respective field experiment were subjected to appropriate statistical analysis. Analysis of variance (ANOVA) for simple Randomized Block Design (RBD) with three replications was carried out using OPSTAT and the comparison was done by calculating critical difference (CD) at a 5% probability level.

3. RESULTS AND DISCUSSION

3.1 Effects of organic amendments on the soil physicochemical properties

Data pertaining to application of organic inputs on the soil properties are presented in Table 1-2. Perusal of data in Table 1 and 2 clearly showed that the various soil properties were significantly influenced by the organic inputs. Application of Enriched compost @5t/ha i.e T₇ exhibited the highest values for soil pH (5.31), soil moisture content (45.18%), organic Carbon (8.8 g kg⁻¹), available Nitrogen (284.59 kg/ha), Phosphorus (60.13 kg/ha), Potassium (60.13 kg/ha), Microbial Biomass Carbon (291.22 µg g⁻¹ soil 24 hour⁻¹), Dehydrogenase activity (126.03 µg TPF g⁻¹ h⁻¹) and Acid phosphatase (72.52 µg p-nitrophenol g⁻¹ h⁻¹). However, appreciable response of vermicompost was also observed and T₃ was seen to have performed exceptionally well.

3.1.1 Soil pH

Soil pH is a manifestation of H⁺ and OH⁻ activity by dissociation of water molecules. Higher pH in the organic treatments might be because the deactivation of Al³⁺ and concomitant release of basic cations due to incorporation of organic matter [14]. However, application of different organic sources did not affect the soil pH much perhaps due to great buffering action of organic matter found in organic manures [15]. These results were in agreement with the findings of [16] and [17]. Also higher pH might be due to the rise in microbial action in the root zone which decomposes organic manures and also fix unavailable form of mineral nutrients into available forms in soil thereby substantiates crop requirement and improve organic carbon level and stabilize soil pH. Similar findings were also reported by [18], [19], [20] in cauliflower and [21]. Soil organic carbon serves as a nutrient sink and supply for the microbial community, which regulates nutrient availability through microbial transformation. However, soil pH 5.14 and organic carbon 6.8 g/kg were measured before the experiment.

3.1.2 Available Nitrogen

Available form of nitrogen is always in a state of dynamic change and hence its content in soil is highly variable. Treatment T₇ (Enriched compost @5t/ha) recorded the highest available N content (284.59 kg/ha). The presence of *Azospirillum* and *Azotobacter* to fix atmospheric N in the rhizosphere during the cropping period could account for such a buildup of accessible N. Similar results have been reported by [22]. Application of *Azotobacter* helps in acceleration of phytohormones like Indole-3-acetic acid production, nitrogen fixation, obviation of various stressors, pesticides and oil globules degradation, etc. [23]. *Azotobacter* alone is capable of fixing N equivalent to 25-30 kg ha⁻¹ as reported by [24]. This buildup might be due to the fact that pH value rises as a result of organic sources and thus lowered the oxidation-reduction process. Organic acid and microbial product of decomposition from organic sources solubilizes

the insoluble compounds by interacting with their specific bindings cations and clay minerals. Therefore, it was seen that application of organic sources was found to be good in enhancing the nitrogen availability in soil. The lowest nitrogen content of 256.89 kg/ha observed in T₁ (RDF i.e., 10:10:10 NPK g/m² + FYM @ 4kg/m²). This could be because chemical fertilizers have more leaching and other losses than organic manures [25] and [26].

3.1.3 Available Phosphorus

The highest available soil phosphorus status 60.13 kg/ha was observed in T₇ (Enriched compost @5t/ha). This build-up of available P might be due to attributed improvement of soil condition by application of compost and phosphate solubilizing and mineralizing ability of microbes [27]. Similar findings have been reported by [28] and [29]. Microbial culture plays a vital role in the release of phosphorus sources due to the production of phosphate solubilizing enzymes. It has been established that the application of phosphate solubilizing bacteria increased the available phosphorus status in soil, which could be attributed to the production of organic acids, which behave as chelating agents and form fixed complexes with Fe and Al, which are available in acid soil, releasing phosphorus from Fe and Al's clutches into the solution [26]. This was in line with the view of [30] who opined that phosphorus mineralization is closely related to the analogous transformation of nitrogen.

3.1.4 Available Potassium

In case of residual potassium, T₇ (Enriched compost @5t/ha) showed higher potassium content 186.25 kg/ha. This might be due to release of potassium from these organic amendments and also due to solubilization of mineral based potassium or native potassium. The positive influence of organic manure on the available potassium was earlier reported by [31]. Besides, it could be also due to the prevention of leaching loss due to retention of more potassium by organic components while inorganic fertilizers could have released potassium at a faster rate. These results confirm the findings of [32]; [26]; [33] and [34]. Organic manures had a good effect on reducing potassium fixation by interacting with potassium clay to release potassium from the non-exchangeable fraction into the accessible pool [35].

3.2 Effects of organic amendments on soil biological properties

Organic amendments have been shown to improve soil aggregation, structure, and fertility while also enhancing microbial variety and populations, improving soil moisture holding capacity, and increasing crop yields [36]. Study on biological properties may give a valid platform for analysis of organic advantage.

3.2.1 Microbial biomass carbon

Significant variation in MBC was observed in the present study. In the present study, application of T₇ (Enriched compost @5t/ha) resulted in the highest MBC 291.22 µg g⁻¹ soil 24 hour⁻¹. This could be due to the use of an organic nutrition source, which boosts soil microbial and enzymatic activity [37]. The biological properties were higher in the soil under organic treatment. This might be due to the increase in organic carbon, total N and P content in the soil with the application of organic inputs specially enriched compost and vermicompost, which are directly related to the biological properties of the soil. This results were in agreement with the findings of [37] and [38]

3.2.2 Dehydrogenase activity

The activity of Dehydrogenase enzyme in the soil increased significantly due to the application of organic amendments. The DH enzyme plays an important role in

the initial stages of the oxidation of soil organic matter and is one of the reliable criteria that signify microbial activity in a given situation. The enzyme is considered to exist as an integral part of the intact cell but does not accumulate extracellularly in the soil. DH enzyme is known to oxidize soil organic matter and it gives the indication of soil fertility and soil health. Dehydrogenase is an oxidoreductase enzyme because it participates in oxidation-reduction processes that include the transfer of H⁺ to an acceptor other than O₂. The DH activity was higher in T₇ (Enriched compost @5t/ha) with 126.03 µg TPF g⁻¹ soil 24 hour⁻¹. The effect of higher microbial activity and microbial biomass carbon resulted in higher Dehydrogenase activity. This result was in conformity with the findings of [39] and [40]. The application of organic minerals which contains crop residues, animal feces and their compost, etc. to soil usually increases the soil biomass and activities [41]

3.2.3 Acid phosphatase

The soil treated with T₇ (Enriched compost @5t/ha) resulted in the higher Acid phosphatase activity of 72.52 µg p-nitrophenol g⁻¹ soil h⁻¹. It's possible that this is due to the release of more organically bound phosphorus as a result of enzyme synthesis, which is aided by the presence of organic substrate [42]. These findings are in agreement with [43] and [44]

Table 1: - Effects of organic amendments on the soil physicochemical properties

Treatments	Soil pH	Soil Moisture Content (%)	Soil organic carbon (g kg ⁻¹)	Available N(kg/ha)	Available P ₂ O ₅ (kg/ha)	Available K ₂ O (kg/ha)
T ₁	5.23	38.52	7.2	256.89	44.29	125.48
T ₂	5.25	43.29	7.8	276.02	55.20	176.66
T ₃	5.27	45.11	8.4	283.65	59.80	184.59
T ₄	5.18	41.90	7.7	275.35	45.06	136.18
T ₅	5.24	42.88	8.0	280.13	48.35	142.26
T ₆	5.26	44.07	8.3	278.31	54.43	175.94
T ₇	5.31	45.18	8.8	284.59	60.13	186.25
S.Ed (±)	0.20	2.20	0.3	2.45	1.29	2.92
CD _(0.05)	NS	4.59	0.5	5.12	2.70	6.44

¹NS

¹ NS- Non significant

Table 2: - Effects of organic amendments on soil biological properties

Treatments	Microbial Biomass Carbon ($\mu\text{g g}^{-1}$ soil 24 hour $^{-1}$)	Dehydrogenase activity ($\mu\text{g TPF g}^{-1}$ h $^{-1}$)	Acid phosphatase ($\mu\text{g pnitrophenol g}^{-1}$ h $^{-1}$)
T ₁	256.39	92.52	41.23
T ₂	281.27	110.55	61.15
T ₃	287.04	122.85	70.76
T ₄	268.14	96.66	60.71
T ₅	273.73	102.01	61.23
T ₆	284.37	117.83	65.17
T ₇	291.22	126.03	72.52
S.Ed (\pm)	1.53	2.84	1.49
CD _(0.05)	3.21	6.25	3.28

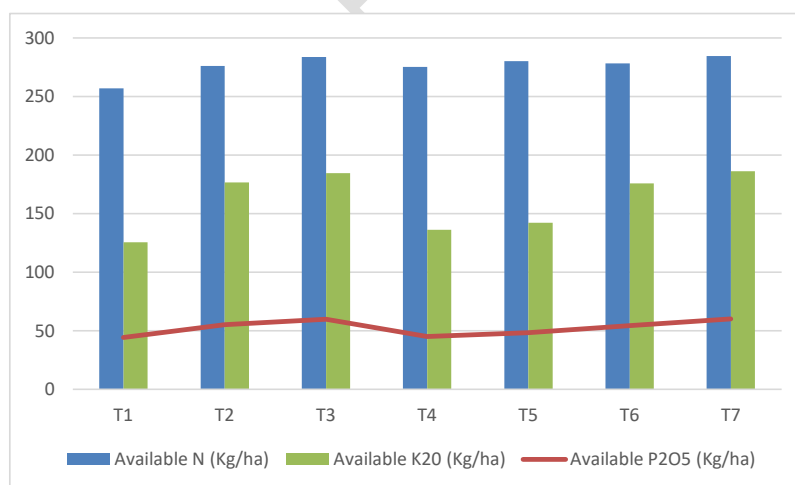


Fig 1: Effects of organic inputs on available N, P and K

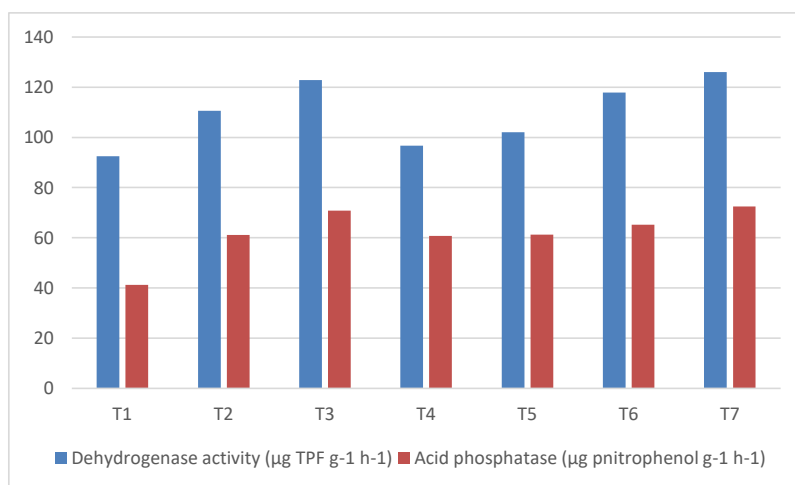


Fig 2: Effects of organic inputs on soil enzyme activity

4. CONCLUSION

From the foregoing discussion, it can be concluded that the treatments T_3 (Vermicompost @5t/ha + Rock Phosphate @100kg/ha + Microbial consortium) followed by T_7 (Enriched compost @5t/ha) were found to be the most efficient treatments in terms of both yield and quality as well as for sustaining soil health. The Indian government has just designated the whole Northeastern region as an organic zone, with the majority of agricultural regions classified as naturally organic. Hence, these two treatments may be placed under multi location trails in farmer's field to judge the efficacy for the commercial organic cultivation of African marigold in different agro-climatic zones.

REFERENCES

1. Gawle, SK., Chaturvedi, MK, Yadaw, KN. (2012). Adoption pattern of improved marigold production technologies by the farmers in Bilaspur district of Chhattisgarh. Agriculture Update. 2012;7(3/4):323-329.
2. Vasudevan, P, Kashyap, S, Sharma, S. Tagetes: a multipurpose plant. Bioresource Technology. 1997; 62(1-2): 29-35

3. Handelman, WL, Watkins, RH, Levy, LW, Regalado, E, Rivadeneira, DM, Van B, R.B. and S.J. Schwartz. Carotenoid composition of marigold (*Tagetes erecta*) flower extract used as nutritional supplement. J. Agric and Food Chem, 1999; **47**: 4189-4194.
4. Schalch, W. Importance of the carotenoids lutein and zeaxanthin for the human eye. Chimica Oggi-chemistry Today, 2001; **19**: 43-45.
5. Sommerburg, K.B. Fruit and vegetables that are sources for lutein and zeaxanthin: The macular pigment in human eyes. Dr. J. Ophthalmol.1998; **82**: 907-910
6. Verghese, J. Focus on xanthophylls from *Tagetes erecta* L. the giant natural Complex-I. Indian Spices.1998; **33**(4): 8-13.
7. Cantrill, R. Lutein from *Tagetes erecta*. Chem. Tech. Assess, 2004; 1-5.
8. Alam, MN, Jahan, MS, Ali, MK, Islam, M. S, Khandaker, SMAT. Effect of vermicompost and NPKS fertilizers on growth, yield and yield components of red amaranth. Australian Journal of Basic and Applied Sciences,2007; **1**(4): 706-716.
9. Jackson ML. Soil Chemical Analysis. Prentice Hall of India Pvt. Ltd., New Delhi-1. 1973
10. Walkley A, Black IA. An estimation of the Degtjareff method for determination of soil organic matter and a proposed modification on the chromic acid titration method. Soil sci. 1934; **34**: 29-38.
11. Vance ED, Brookes PC, Jenkinson DS. An extraction method for measuring soil microbial biomass C. Soil Biol. And Biochem. 1987; **47**: 703-707.
12. Casida LE, Klein DA, Santoro R. Soil dehydrogenase activity. Soil Sci, 1964; **98**: 371-376
13. Tabatabai MA, Bremner JM. Use of p-nitrophenyl phosphate for assay of soil phosphatase activity. Soil Biol. Biochem. 1969;**1**: 301-307
14. Gogoi B, Barua NG, Baruah TC. Effect of integrated supply of nutrients on soil microbial biomass carbon in an Inceptisol of Assam. Journal of the Indian Society of Soil Science,2010; **58**(2), 241-244
15. Rajkonwar U. (2012). Assessment of organic sources on microbial biomass and nutrient availability in tea soil. M.Sc. (Agri) Thesis. Assam Agricultural University, Jorhat.
16. Ozlu E, Kumar S. Response of soil organic carbon, pH, electrical conductivity, and water stable aggregates to long-term annual manure and inorganic fertilizer. Soil Science Society of America Journal,2018; **82**(5), 1243-1251.
17. Nobile CM, Bravin MN, Becquer T, Paillat JM. Phosphorus sorption and availability in an andosol after a decade of organic or mineral fertilizer applications: Importance of pH and organic carbon modifications in soil as compared to phosphorus accumulation. Chemosphere,2020; **239**, 124-709.
18. Kaur K, Kapoor KK, Gupta AP. Impact of organic manures with and without mineral fertilizers on soil chemical and biological properties under tropical conditions. Journal of Plant Nutrition and Soil Science,2005; **168**(1), 117- 122.
19. Olla NO, Adejuyigbe CO, Bello WB. Ammeliorative effects of organic manures on soil pH organic carbon and microarthropod population. Am.-Euras.J. Agric Environ. Sci,2013; **13**, 1541-1546.

20. Tekasangla S, Kanaujia P, Singh PK. Integrated nutrient management for quality production of cauliflower in acid alfisol of Nagaland. *Karnataka J. Agric. Sci*, 2015; **28**(2), 244-247.
21. Wang H, Xu J, Liu X, Zhang D, Li L, Li W, Sheng L. Effects of long-term application of organic fertilizer on improving organic matter content and retarding acidity in red soil from China. *Soil and Tillage Research*, 2019; **195**, 104382.
22. Rodrigues MÃ, Ladeira LC, Arrobas M. Azotobacter- Enriched organic manures to increase nitrogen fixation and crop productivity. *European Journal of Agronomy*, 2018; **93**, 88-94.
23. Sumbul A, Ansari RA, Rizvi R, Mahmood I. Azotobacter: A potential bio-fertilizer for soil and plant health management. *Saudi Journal of Biological Sciences*. 2020; **27**(12), 3634.
24. Bhattacharyya P, Jain RK, Paliwal MK. Biofertilizers for vegetables. *Indian Horticulture*, 2000, **45**(2), 12-13.
25. Babu M, Reddy CM, Subramanyam A, Balaguravaiah D. Effect of integrated use of organic and inorganic fertilizers on soil properties and yield of sugarcane. *Journal of the Indian Society of Soil Science*, 2007; **55**(2), 161-166.
26. Umlong, RM (2010). Growth, yield and quality of carrot (*Daucas carota* L.) as influenced by organics and lime. M. Sc.(Hort.) thesis, Assam Agricultural University, Jorhat.
27. Guang-Can TAO, Shu-Jun TIAN, Miao-Ying CAI, Guang-Hui XIE. Phosphate-solubilizing and-mineralizing abilities of bacteria isolated from soils. *Pedosphere*, 2008; **18**(4), 515-523.
28. Xiaoqi Z, Rukun L. Effect of organic manures on soil phosphorus adsorption[J]. *Acta Pedologica Sinica*, 1991; 1.
29. Garg S, Bahl GS. Phosphorus availability to maize as influenced by organic manures and fertilizer P associated phosphatase activity in soils. *Bioresource Technology*, 2008; **99**(13), 5773-5777.
30. Thompson LM, Black CA, Zoellner JA. Occurrence and mineralization of organic phosphorus in soils, with particular reference to associations with nitrogen, carbon, and pH. *Soil Science*, 1954; **77**(3), 185-196.
31. Srikanth K, Srinivasamurthy CA, Siddaramappa R, Parama VR. Direct and residual effect of enriched composts, FYM, vermicompost and fertilizers on properties of an Alfisol. *Journal of the Indian Society of Soil Science*, 2000; **48**(3), 496-499.
32. Bahadur A, Singh J, Singh KP, Upadhyay AK, Rai M. Effect of organic amendments and biofertilizers on growth, yield and quality attributes of Chinese cabbage (*Brassica pekinensis*). *Indian journal of agricultural science*, 2006; **76**(10), 596-598.
33. Soremi AO, Adetunji MT, Adejuyigbe CO, Bodunde JG, Azeez JO. Influence of organic manure on phosphorus and potassium fractions in soil planted with soybean. *International Journal of Plant & Soil Science*, 2017; 1-11.
34. Niemiec M, Chowaniak M, Sikora J, Szeląg-Sikora A, Gródek-Szostak Z, Komorowska M. Selected properties of soils for long-term use in organic farming. *Sustainability*, 2020; **12**(6), 2509.

35. Reddy BG, Reddy MS. Effect of organic manures and nitrogen levels on soil available nutrients status in maize-soybean cropping system. *Journal of the Indian Society of Soil Science*, 1998; **46**(3), 474-476.
36. Zink TA, Allen MF. The effects of organic amendments on the restoration of a disturbed coastal sage scrub habitat. *Restoration Ecology*, 1998; **6**(1), 52-58.
37. Dhull S, Goyal S, Kapoor K, Mundra M. Microbial biomass carbon and microbial activities of soils receiving chemical fertilizers and organic amendments. *Archives of Agronomy and Soil Science*, 2004; **50**(6), 641-647.
38. Li L, Xu M, Eyakub Ali M, Zhang W, Duan Y, Li D. Factors affecting soil microbial biomass and functional diversity with the application of organic amendments in three contrasting cropland soils during a field experiment. *PLoS One*, 2018; **13**(9), e0203812.
39. Ramesh P, Raten Panwar N, Bahadur Singh A, Ramana S, Subba Rao A. Impact of organic-manure combinations on the productivity and soil quality in different cropping systems in central India. *Journal of Plant Nutrition and Soil Science*, 2009; **172**(4), 577-585.
40. Yadav MK., Purohit HS, Meena SC, Yadav SK, Sharma SK, Jain HK. Impact of organic nutrients on soil health and enzyme activity in soybean (*Glycine max*) on typic Heplustepts soils in Rajasthan. *Indian Journal of Agricultural Sciences*, 2020; **90**(11), 2125-31.
41. Subhani A, Changyong H, Zhengmiao Y, Min L, El-Ghamry A. Impact of soil environment and agronomic practices on microbial/dehydrogenase enzyme activity in soil. A review. *Pakistan Journal of Biological Sciences*, 2001; **4**(3), 333-338.
42. Biswas DR, Narayanasamy G. Rock phosphate enriched compost: an approach to improve low-grade Indian rock phosphate. *Bioresource Technology*, 2006; **97**(18), 2243-2251.
43. Antonious GF, Turley ET, Dawood MH. Monitoring soil enzymes activity before and after animal manure application. *Agriculture*, 2020; **10**(5), 166.
44. Gao C, El-Sawah AM, Ali DFI, Alhaj Hamoud Y, Shaghaleh H, Sheteiwy MS. The integration of bio and organic fertilizers improve plant growth, grain yield, quality and metabolism of hybrid maize (*Zea mays* L.). *Agronomy*, 2020; **10**(3), 319.

DEFINITIONS, ACRONYMS, ABBREVIATIONS

Here is the Definitions section. This is an optional section.

Term: Definition for the term

APPENDIX

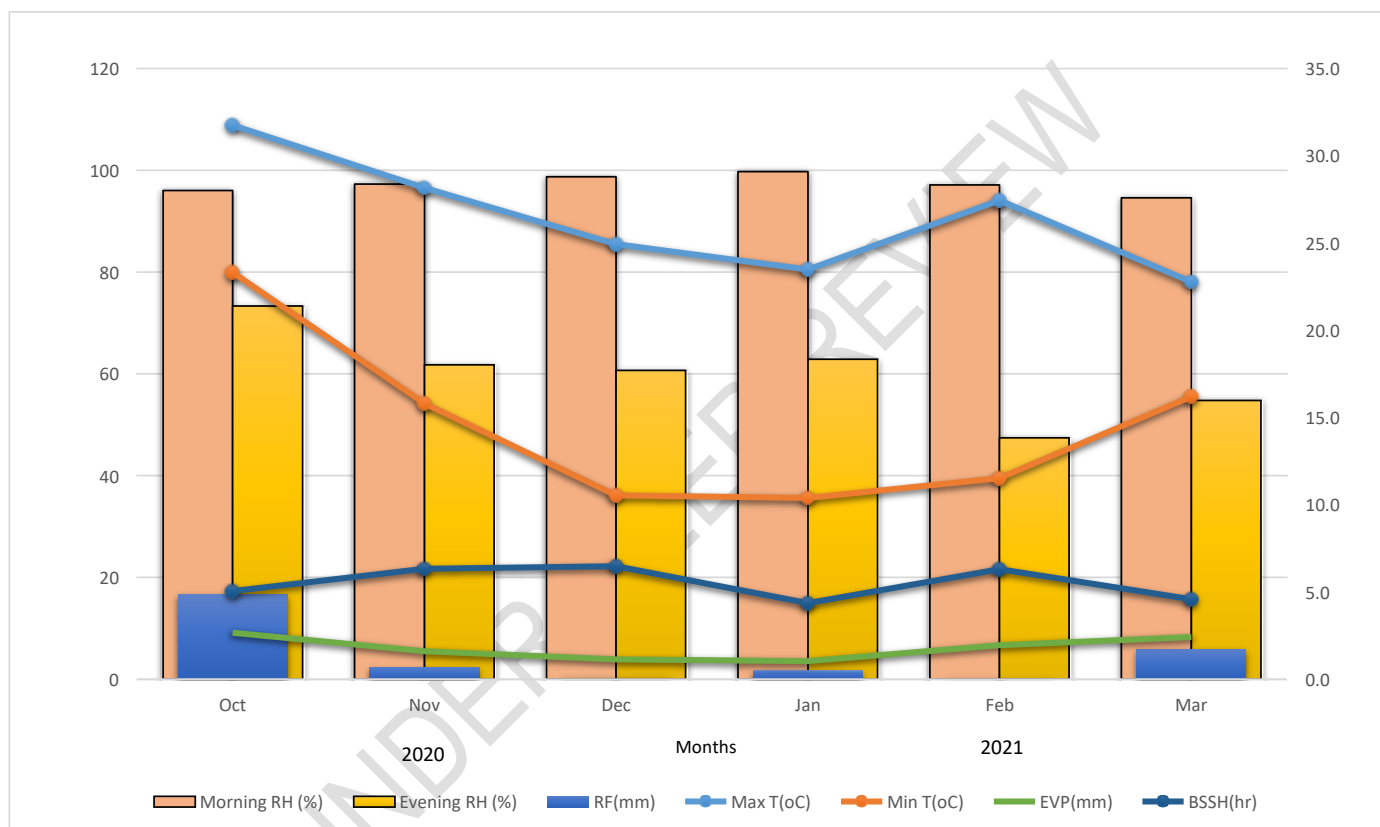


Fig: - Meteorological data observed during the experimental period (2020-2021)