

Original Research Article

Response of Pineapple Yield and Quality on Pinching of Crown Leaves Combined With Bagging of Fruits

ABSTRACT

The work was carried out during 2014-2016 at Horticulture farm under the Department of Horticulture and Post Harvest Technology, Institute of Agriculture, Visva Bharati, Sriniketan to study the 'Response of pineapple yield and quality on pinching of crown leaves combined with bagging of fruits'. The experiment comprised of 9 treatment combinations of pinching of leaves with different types of bagging materials viz., newspaper bag, thin jute bag and perforated black polythene bag which was combined with crown pinching (three and six crown leaf pinching). Whole experiment was done by using RBD with three replications. Observations were recorded on yield and quality attributes viz., fruit length without crown (cm), crown length (cm), fruit weight without crown (g), crown weight (g), estimated yield without crown (t/ha), fruit juice content (g), TSS (oB), acidity (%), TSS: acidity ratio, reducing sugar (%) and total sugar (%). Results denoted that the fruit size, fruit weight, estimated yield and majority all the fruit quality parameter found best in T9 (6 crown leaves pinching with newspaper bagging).

Keyword: bagging, pineapple, pinching, quality and yield

INTRODUCTION

Pineapple [*Ananas comosus* (L.) Merr.] is one of the commercially grown fruit crop of India which belongs to family bromeliaceae. It deserves to be called as the 'heavenly fruit' owing to its pleasant flavour and exquisite taste which make it one of the choicest fruits throughout the world. The quality of pineapple can also be improved by different cultural practices by darkening, bagging, leaf pinching etc. Bagging is procedure of covering the crop by cloth, paper, plastic or jute-bags etc. It is not only done for better protection and to prevent the crop from insect pests and environmental hazards but it is mainly done to control the temperature around the fruit and from favourable microclimate which help in maturation of synthesis of proper enzymes. It also enhances the color and aroma of fruits. Proper transpiration and respiration also result in better fruit quality by increasing total sugar, TSS, carotenoids, etc. In addition to fruit quality it also improves fruit size and fruit weight. Moreover, bagging helps in providing protections from mechanical injuries and prevents fruit fly damage, sun burns, latex burns and fungal spots on the fruits. Although laborious, it is cheaper, safer, easier to

Comment [H1]: Start with the study or experiment

Comment [H2]: Remove this as it will be mentioned in methods

do, and gives a more reliable estimate of projected harvest. Pinching is also a one of the intercultural operation specially done in case of pineapple but it is not very much accepted by the people of India as well as world as a whole. Pinching of pineapple leaves is done to improve the quality of and to reduce the crown size which will make easier for transportation and fetches more prices. Since fruit bagging and pinching of crown leaves is one of the major intercultural operations but as this is a new technique, farmer are not familiar about the information that bagging and pinching helps to develop the fruit yield and quality of pineapple. Therefore to collect the more information and knowledge about bagging and pinching of pineapple, it was important to execute present investigation.

MATERIAL AND METHODS

Healthy plants of pineapple (cv. Kew) were selected from well managed pineapple orchard. The experiment comprised of 9 treatment combinations of pinching of leaves with different types of bagging materials replicated 3 times. There were 25 numbers of plants per replication. Bagging was done after plant completes the flowering phase. The plants were bagged individual with different types of bags and tied with thread after pinching leaves as per treatments. Three different types of bags are used viz. newspaper bag, thin jute bag and perforated black polythene bag which was combined with crown pinching (three and six crown leaf pinching). Bags are punched out and hole was made before bagging to retain the transpiration and to control the microclimate of fruit.

Treatment details

Notation	Treatments
T ₁	Control
T ₂	Pinching of 3 crown leaves
T ₃	pinching of 6 crown leaves
T ₄	Pinching of 3 crown leaves + Bagging with thin jute bag
T ₅	Pinching of 3 crown leaves + Bagging with perforated black polythene
T ₆	Pinching of 3 crown leaves + Bagging with thin jute bag
T ₇	Pinching of 6 crown leaves + Bagging with thin jute bag
T ₈	Pinching of 6 crown leaves + Bagging with perforated black polythene
T ₉	Pinching of 6 crown leaves + Bagging with News paper

Whole experiment was done by using RBD with three replications. Observations was recorded on yield and quality attributes on fruit length without crown (cm), crown length (cm), fruit weight without crown (g), crown weight (g), estimated yield without crown (t/ha), fruit juice content (g), TSS (°B), acidity (%), TSS: acidity ratio, reducing sugar (%) and total sugar (%). All the yield and quality parameters of fruits were analyzed as per standard methods given in (A.O.A.C.).

Comment [H3]: Please mention table No

Comment [H4]: Please mention year

RESULTS AND DISCUSSION

1. Fruit length

From the result depicted on table 1, it was revealed that the treatments varied significantly with respect to different treatment. In first year the maximum fruit length with crown was acquired with the treatment T₉ (31.49 cm). In second year maximum fruit length with crown was recorded at T₆ (31.60 cm). It is also absorbed that the utmost crown weight was recorded at T₉ (11.80 cm) which was closely followed by T₈ (11.63 cm) and least was recorded with T₆ (14.09 cm). According to the statistical analysis of observations presented at same table 1, it was noted that the highest fruit length without crown was recorded at T₉ (19.21cm pooled mean) and lowest was recorded at T₁ (15.11cm pooled mean). Along with fruit length maximum fruit circumference was recorded at T₉ (33.91cm).

The bagged fruits were found with the highest fruit weight, the highest length and the highest breadth. They reported that the efficiency of bagging has accelerated the growth of fruits and at the same time increased the fruit size and weight of guava. Prabha *et al.*, 2018 has also reported that the highest fruit length with crown, fruit circumference; number of eyes in circumference, number of eyes in 25 cm² and eye index; fruit weight with crown and without crown was noted with the treatment T₂ (Paper bag).

The increment in fruit length and fruit circumference is may be due to the reason that bagging claims to control and maintain the microclimate and temperature of the fruits (Son & Lee, 2008 and Li *et al.*, 2008) also protect the fruits from the sunburn and pest and diseases (Teixeira *et al.*, 2011 and Sharma *et al.*, 2013) which ultimately helps to improve the growth parameters of the fruit.

2. Fruit weight

Data depicted in the table 2, it was noted that fruit weight with crown varied significantly among different treatment. From the 2 years mean data it has been observed that the utmost fruit weight with crown was recorded with treatment T₉ (1418.0 g) but maximum crown weight was acquired with the treatment T₂ (302.7 g).

Data reviewed from table 2, exhibited that the highest fruit weight without crown was observed with the treatment T₆ (1117.5 g) and lowest was recorded with T₁ (1016.4 g).. It has been also noted that the juice content was observed with maximum in treatment T₉ (698.4 g) and T₁ (612.3 g) was observed minimum.

The increase in fruit weight (with and without crown), crown weight and juice content was highly beneficial with the newspaper bagging of fruit along with pinching of 6 and 9 crown leaves. This found result is may be due to the paper bag afford better environment because it has capacity to resist the heat, which keeps the temperature lower than external environment and helps to arouse proper development and growth consequently increases the weight while control microclimate and growth is an apparent reason of gaining the fruit weight at the same time as control microclimate and pathogen free environment is another factor of suitable development and optimizing weight in appropriate way. This statement is supported by (Johns and Scott, 1989), (Muchui *et al.* 2010), (Watanawan, 2008). At the same time pinching of 6 crown leaves helps to increase the weight of the fruit is may be due to the fact that the leaf has higher synthesis of assimilation of carbohydrate and photosynthesis, which pinching of crown leaves the translocation of photosynthetic products will retain more in fruits, may be because of that the fruit weight and quality improves better.

3. Estimated Yield

Statistical analysis of estimated yield presented in the table 3, revealed that in both years T₉ (54.46 t/ha pooled mean) has shown utmost estimated mean yield with crown. At the same time pooled mean of maximum estimated yield without crown was observed in T₆ (42.90 t/ha).

Pinching of 3 or 6 leaves crown along with newspaper bagging of fruit has sown significant effect on estimated yield with crown and without crown among the other treatments. This result is may be due to that newspaper bag is thermo insulator which acts as heat controller and also provides appropriate microclimate for growth and development of fruit (Son & Lee, 2008 and Li *et al.*, 2008). Results also indicated that the bagging facilitate in reduction of damaged caused by bird and mechanical during fruit growth. (Amarante *et al.*, 2002). It can be also observed from the above discussed results that bagging help in increasing fruit length, fruit circumference as well as fruit weight with ultimately helps in increasing estimated yield. Present finding is also supported by Hussein (1994); Padmavathamma and Hulamani 1996 (bagging affects the size and the weight of pomegranate).

4. Biochemical characteristics

Analysis of data on TSS is presented in the table 4, evident that the pooled value of TSS was observed highest with the treatment T₉ (14.37°B). The pooled value of two years data was found minimum amount of acidity in T₉ (0.51%) and maximum in treatment T₁ (0.70%). In addition to that the highest TSS:acidity ratio

Comment [H5]: plagaiaism

was observed with the treatment T₉ (27.87 pooled mean) and minimum was noted with T₁ (17.46) and T₂ (18.90) was found *at par* with each other.

It is clear from the table no. 4, that the utmost ascorbic acid was observed with the treatment T₆ (57.2mg/100g) which was found similar with the treatment T₉ (55.4mg/100g) and least ascorbic acid was found with the treatment T₁ (32.7mg/100g).

Data pertaining the total sugar and reducing sugar was summarized in table no. 5, expressed that in both the year all the treatments has been significantly varied with each other. The highest total sugar and reducing sugar was recorded with the treatment T₉ (12.81% and 4.21 % respectively pooled mean). Whereas, non-reducing sugar was found non-significant amongst all the treatments.

Table 5, expressed the most excellent organoleptic score was recorded with the treatment T₉ (9.14) and T₆ (9.51) was found *at par* with T₉ and reduced organoleptic score was recorded with the treatment T₁ (6.87).

With reference to the table 4 and 5, it is clear that treatment having 3 or 6 leaves pinching and newspaper bagging (T₉ and T₈) has shown incredible best result as compared to other treatment. It is may be due to bagging slowly increased the temperature in newspaper bagging that added beneficial to preserve the temperature around the pineapple fruits which helps improve TSS. Prabha *et al.*, 2018 in pineapple fruit found same result after bagging that there is improvement in TSS. Also supported by Sharma *et al.* (2013) in apple, Singh (2007) in guava.

Newspaper bag are defy to light and temperature which supply proper aeration which bound the titrable acidity. In many other research it was reported that the acidity is also exaggerated by bagging (Dutta, 2012), he found that there is non-significant result but the acidity is steadily decreased in bagged fruits. Singh *et al.* (2007) also reported low acidity in bagged fruit than unbagged one, this might be possible when bagging postponed the ripening process and transpiration feature as a result the fruit produces less titrable acid.

TSS:acid ratio is combined parameters of TSS and acidity in percentage when TSS is superior than acidity it directly increases the parameters of TSS-acidity vice versa. But acidity is inversely proportion to TSS:acidity ratio. Bagging increase the TSS: acidity ratio, which is verified in research carried by Meena *et al.*, 2016 on bagging of guava.

As fruit bagging with newspaper helped to advance the physico-chemical quality and micro environment of fruits. Decrease in ascorbic acid and increase in TSS and reducing sugar is may be due to the fruits become mature, acids are converted into sugars which makes fruits sweeter, but due to the presence of low concentration of O₂ in the bag hindered the acid to sugar conversion process. This might be the cause for lowering the sugar content in bagged fruits. Also justified by Rahman *et al.* (2018) in guava and Li *et al.* (2006).

It is also may be due to the light transmission rate and photosynthesis was more or less reduced with the different kinds of bags, at the same time fruit transpiration rate and the liquid flowing rate toward the fruit were declined, therefore the input of absorption rate to fruit was directly or indirectly reduced because of the high humidity in the micro-environment of bags (Liu *et al.*, 2004; Li *et al.* , 2001; Wei., 2005).

Treatment having newspaper bagging with 6 leaves pinching has also recorded with best organoleptic score it is may be due to the better retention and development of total sugar, acidity, ascorbic acide etc. which is ultimately helping in improving the eating quality or taste of fruits. Justified by Zhou and Guo (2005); Kim *et al.* (2008) and Singh *et al.* (2007).

CONCLUSION

After an investigation we came into a conclusion that the Crown leaf pinches and fruit bagging showed significant effect on fruit physical as well as biochemical parameters. Fruit size was better with minimum crown length under 6 leaves pinching moreover newspaper bagging also increased in fruit size when combined with leaf pinching. Fruit size, fruit weight, estimated yield and majority all the fruit quality parameter found best in T₉ (6 crown leaves pinching with newspaper bagging).

REFERENCE

- Amarante, C., Banks, N.H., Max, S. 2002. Pre-harvest bagging improves packout and fruit quality of pears (*Pyrus communis*). *New Zeald. J. of Crop and Hort. Sc.*, 30: 93-98
- Hussein, A.A., Abdel-Rahman, A.G., Ahmed, R.B. 1994. Effectiveness of fruit bagging on yield and fruit quality of pomegranate (*Punica granatum* L.). *Ann. of Agri. Sc.*, 32, 949-957
- Johns, G.G. and Scott, K.J. 1989. Delayed harvesting of bananas with 'sealed' covers on bunches. 1. Modified atmosphere and microclimate inside sealed covers. *Aus. J. of Experi. Agri.*, **29**(5): 719-726

Comment [H6]: Please check reference style

- Kim, Y.H., Kim, H.H., Youn, C.K. Kweon, S.J., Jung, H.J. and Lee, C.H. 2008. Effects of bagging material on fruit coloration and quality of “Janghowon Hwangdo” peach. *Acta Horti.*, 772: 81-86
- Li, B., Jia, H.J. and Zhang, X.M. 2006. Effects of fruit pre-harvest bagging on fruit quality of peach (*Prunus persica* Batsch cv. Hujingmilu). *Zhi Wu Sheng Li Yu Fen Zi Sheng Wu Xue Xue Bao*, **32**(3):280-6
- Li, E.M., Shi, D.C., Xu, Y.H., Chen, F. and Zhai, H. 2008. Changing characteristics of temperature and humidity in different type bags for bagging apple and their effects on fruit appearance quality. *Acta Horti.*, 645: 195-199
- Li, S. H., Génard, M., Bussi, C., Huguet, J. G., Habib, R., Besset, J. and Laurent, R. 2001. Fruit quality and leaf photosynthesis in response to microenvironment modification around individual fruit by covering the fruit with plastic in nectarine and peach trees. *J. of Horti. Sc. and Biotech.*, 76: 61-69
- Liu, Y. J., Xu, J. H., Zhang, Z. H., Jiang, J. M. and Yu, D. 2004. Effects of different paper bags on fruit quality of loquat. *Acta Agri. University Jiang.* (in Chinese) **26**(3):334-337
- Meena, K.R., Maji, S., Kumar, S., Parihar, D. and Meena, D.. 2016. Effect of bagging on fruit quality of guava. *Internl. J. of Bio-Resch. Stress Mgt.*, **7**(2):330–333
- Muchui, M. N., Mathooko, F. M., Njoroge, C. K., Kahangi, E. M., Onyango, C. A. and Kimani, E. M. 2010. Effect of perforated blue polyethylene bunch covers on selected postharvest quality parameters of tissue-cultured bananas (*Musa spp.*) cv. Williams in Central Kenya. *J. of Std. Pds. and Pht. Resch.*, 1: 29–41
- Padmavathamma, A.S., Hulamani, N.C., 1996. Studies on the effect of fruit bagging on size, quality and colour development of pomegranate (*Punica granatum* C.). *J. Res. Angraui*, 24, 96-99
- Prabha, S., Kumari, K. and Deb, P. 2018. Effect of fruit bagging on physico-chemical properties of Pineapple cv. Mauritius. *Internal. J. of Crnt. Micro. and App. Sc.*, **7**(Special Issue): 4876-4885
- Rahman, Md. M., Hossain, Md.M., Rahim, Md.A., Rubel, Md. H.K. and Islam, Md. Z. 2018. Effect of pre-harvest fruit bagging on post-harvest quality of guava cv. Swarupkathi. *Fund. and App. Agri.*, **3**(1): 363-371
- Sharma, R.R., Pal, R.K., Asrey, R., Saga, V.R., Dhiman, M.R., Rana, M.R. 2013. Pre-harvest fruit bagging influences fruit color and quality of apple cv. *Delicious. Agri. Sc.s*, **4**(9): 443-448
- Singh, B.P., Singh. R. A., Singh, G. and Killadi, B. 2007. Response of bagging on maturity, ripening and storage behaviour of winter guava. *Acta Horti.*, 735, 597- 601

- Son, I.C. and Lee, C.H. 2008. The effects of bags with different light transmittance on the berry cracking of grape 'Kyoho'. *Horti., Env.and Biotec.*, 49: 98-103
- Teixeira, R., Amarante, C.V.T.D., Boff, M.I.C. and Ribeiro, L.G. 2011. Control of insect pests and diseases, maturity and quality of 'Imperial Gala' apples submitted to bagging. *Brazi. Mag.of Fruit Cul.*, 33: 394-401
- Watanawan, A., Watanawan, C. and Jarunate, J. 2008. Bagging,, Nam Dok Mai #4" mango during development affects colour and fruit quality. *Acta Horti.*, 787: 325–328
- Wei, J. M., Fan, C. H., Zhao, Z. Y., Guo, R. G. and Ding, Q. 2005. Study on Gala apple's quality after bagging. *Acta Agr. Borea.Sinica* (in Chinese), **14**(4):191-193
- Zhou, X.B. and Guo, X.W. 2005. Effects of bagging on the fruit sugar metabolism and invertase activities in "Red Globe" grape during fruit development. *J. of Fruit Sc.*, 26: 30-33

Table 1: Effect of pinching and bagging on fruit length with crown (cm), crown length (cm), fruit length without crown (cm) and fruit circumference (cm) of pineapple

Comment [H7]: Delete repeated words

Treatment	Fruit length with crown (cm)			Crown length (cm)			Fruit length without crown (cm)			Fruit circumference (cm)		
	First year	Second year	Mean	First year	Second year	Mean	First year	Second year	Mean	First year	Second year	Mean
T ₁	29.27	28.38	28.79	14.11	13.37	13.74	15.19	15.02	15.11	28.25	28.12	28.18
T ₂	30.72	29.65	30.20	14.15	13.60	13.89	16.56	16.05	16.31	28.57	28.27	28.43
T ₃	29.56	28.67	29.12	12.20	12.02	12.12	17.38	16.66	17.02	29.28	29.01	29.15
T ₄	31.02	30.09	30.61	13.35	13.20	13.28	17.69	16.92	17.31	30.14	30.04	30.10
T ₅	29.98	29.11	29.56	12.90	12.35	12.63	17.11	16.77	16.95	29.06	28.89	28.98
T ₆	32.48	31.60	32.07	13.65	14.52	14.09	18.87	17.10	17.99	33.22	32.97	33.09
T ₇	30.23	29.48	29.86	12.41	12.31	12.36	18.03	17.21	17.64	32.49	32.13	32.32
T ₈	29.12	28.26	28.71	11.75	11.50	11.63	17.35	16.74	17.05	30.92	30.16	30.55
T ₉	31.49	30.54	31.02	11.92	11.67	11.80	19.52	18.88	19.21	34.13	33.68	33.91
CD(P=0.5 %)	1.33	1.23	1.31	0.72	0.71	0.65	1.20	1.11	1.15	1.48	1.43	1.62
SEm±	0.44	0.41	0.42	0.23	0.23	0.22	0.39	0.35	0.37	0.46	0.42	0.52

T₁: Control; T₂: pinching of 3 crown leaves; T₃: pinching of 6 crown leaves; T₄: pinching of 3 crown leaves + bagging with thin jute bag; T₅: pinching of 3 crown leaves + bagging with perforated black polythene; T₆: pinching of 3 crown leaves + bagging with news paper; T₇: pinching of 6 crown leaves + bagging with thin jute bag; T₈: pinching of 6 crown leaves + bagging with perforated black polythene; T₉: pinching of 6 crown leaves + bagging with news paper

Table 2: Effect of pinching and bagging on Fruit weight with crown (g), crown weight (g), Fruit weight without crown (g) and juice content (g) of pineapple

Treatment	Fruit weight with crown (g)			Crown weight (g)			Fruit weight without crown (g)			Juice content (g)		
	First year	Second year	Mean	First year	Second year	Mean	First year	Second year	Mean	First year	Second year	Mean
T ₁	1307.2	1293.8	1300.6	282.3	285.4	284.1	1024.6	1008.2	1016.4	610.4	612.3	611.4
T ₂	1340.1	1342.6	1341.3	289.7	302.7	296.4	1050.2	1039.6	1044.8	621.7	615.8	618.8
T ₃	1354.6	1338.2	1345.1	271.2	268.3	269.8	1083.4	1069.8	1073.0	640.3	642.2	641.0
T ₄	1345.0	1327.7	1336.5	275.4	278.2	277.1	1069.3	1059.4	1064.4	625.6	617.6	621.7
T ₅	1325.3	1310.5	1317.7	265.6	274.1	269.9	1059.8	1036.5	1048.1	615.2	619.1	617.2

T ₆	1418.7	1395.2	1406.8	292.1	286.8	289.6	1126.4	1108.4	1117.5	673.5	660.2	666.9
T ₇	1376.8	1357.9	1367.4	273.8	281.2	277.5	1103.1	1076.6	1089.9	652.8	647.5	650.2
T ₈	1359.6	1343.4	1352.0	267.3	263.5	265.4	1092.5	1079.8	1086.2	645.1	647.3	646.5
T ₉	1426.9	1410.0	1418.0	272.5	269.4	270.9	1154.3	1040.7	1047.6	690.0	698.4	694.3
CD(P=0.5 %)	34.27	33.47	35.61	8.23	7.92	8.19	21.63	22.50	20.24	19.29	15.23	18.72
SEm±	11.42	11.15	11.20	2.85	2.65	2.74	7.20	7.60	6.64	6.41	5.70	6.25

T₁: Control; T₂: pinching of 3 crown leaves; T₃: pinching of 6 crown leaves; T₄: pinching of 3 crown leaves + bagging with thin jute bag; T₅: pinching of 3 crown leaves + bagging with perforated black polythene; T₆: pinching of 3 crown leaves + bagging with news paper; T₇: pinching of 6 crown leaves + bagging with thin jute bag; T₈: pinching of 6 crown leaves + bagging with perforated black polythene; T₉: pinching of 6 crown leaves + bagging with news paper

Table 3: Effects of pinching and bagging on estimated yield with crown (t/ha) and estimated yield without crown (t/ha) of pineapple

Treatment	Estimated yield with crown (t/ha)			Estimated yield without crown (t/ha)		
	First year	Second year	Mean	First year	Second year	Mean
T ₁	50.19	49.68	49.93	39.4	38.71	38.90
T ₂	51.45	51.55	51.5	40.32	39.92	40.12
T ₃	52.01	51.38	51.69	41.60	41.08	41.34
T ₄	51.64	50.98	51.31	41.06	40.68	40.84
T ₅	50.88	50.32	50.6	40.69	39.80	40.24
T ₆	54.47	53.57	54.02	43.25	42.56	42.90
T ₇	52.86	52.14	52.37	42.35	41.34	41.84
T ₈	52.20	51.58	51.89	41.95	41.46	41.70
T ₉	54.79	54.14	54.46	44.32	39.96	42.14
CD(P=0.5%)	1.87	1.64	1.82	1.81	1.65	1.79
SEm±	0.63	0.54	0.60	0.60	0.55	0.60

T₁: Control; T₂: pinching of 3 crown leaves; T₃: pinching of 6 crown leaves; T₄: pinching of 3 crown leaves + bagging with thin jute bag; T₅: pinching of 3 crown leaves + bagging with perforated black polythene; T₆: pinching of 3 crown leaves + bagging with news paper; T₇: pinching of 6 crown leaves + bagging with thin jute bag; T₈: pinching of 6 crown leaves + bagging with perforated black polythene; T₉: pinching of 6 crown leaves + bagging with news paper

Table 4: Effect of pinching and bagging on TSS (°Brix), acidity (%), TSS: acidity and ascorbic acid (mg/100g) of pineapple

Treatment	TSS (°Brix)			Acidity (%)			TSS:acidity			ascorbic acid (mg/100g)		
	First year	Second year	Mean	First year	Second year	Mean	First year	Second year	Mean	First year	Second year	Mean
T ₁	12.01	12.41	12.21	0.71	0.68	0.70	16.92	18.27	17.46	32.2	33.2	32.7
T ₂	12.45	12.53	12.49	0.67	0.65	0.66	18.60	19.29	18.90	37.7	38.9	38.4
T ₃	13.26	13.35	13.31	0.64	0.63	0.64	20.73	21.20	20.94	42.5	44.0	43.3
T ₄	12.71	12.67	12.71	0.60	0.57	0.58	21.20	22.23	21.73	52.1	53.5	52.8
T ₅	12.43	12.59	12.50	0.62	0.59	0.61	20.05	21.34	20.67	44.8	45.4	45.2
T ₆	13.86	13.81	13.83	0.56	0.53	0.54	24.81	26.07	25.46	56.6	57.8	57.2
T ₇	12.72	12.79	12.76	0.61	0.59	0.60	20.82	21.70	21.25	47.2	47.0	47.2
T ₈	12.94	12.82	12.88	0.65	0.62	0.63	19.94	20.64	20.34	45.8	46.5	46.1
T ₉	14.23	14.50	14.37	0.53	0.50	0.51	26.93	28.89	27.87	54.7	56.4	55.4

CD(P=0.5 %)	0.58	0.57	0.62	0.04	0.05	0.04	1.97	1.85	2.11	2.32	2.01	2.27
SEm±	0.18	0.18	0.20	0.01	0.02	0.01	0.65	0.63	0.68	0.22	0.68	0.71

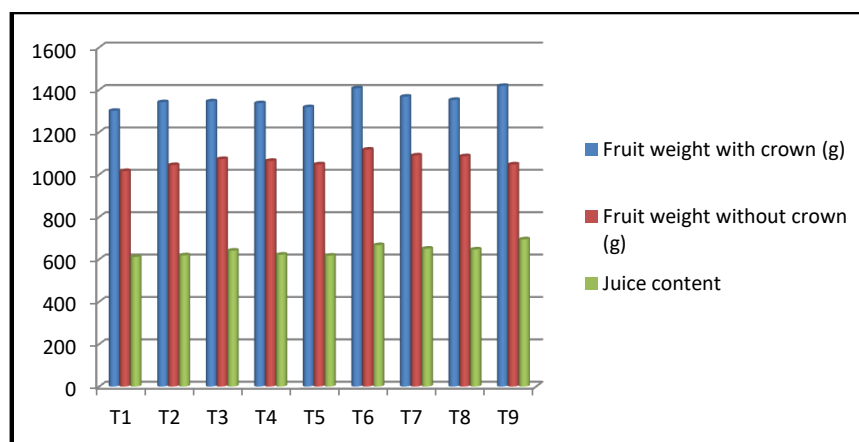
T₁: Control; T₂: pinching of 3 crown leaves; T₃: pinching of 6 crown leaves; T₄: pinching of 3 crown leaves + bagging with thin jute bag; T₅: pinching of 3 crown leaves + bagging with perforated black polythene; T₆: pinching of 3 crown leaves + bagging with news paper; T₇: pinching of 6 crown leaves + bagging with thin jute bag; T₈: pinching of 6 crown leaves + bagging with perforated black polythene; T₉: pinching of 6 crown leaves + bagging with news paper

Table 5: Effect of pinching and bagging on total sugar (%) and reducing sugar (%) of pineapple

Treatment	Total sugar (%)			Reducing sugar (%)			Non-reducing sugar (%)			Organoleptic score		
	First year	Second year	Mean	First year	Second year	Mean	First year	Second year	Mean	First year	Second year	Mean
T ₁	10.70	10.51	10.62	2.61	2.50	2.56	8.01	8.03	8.02	6.92	6.80	6.87
T ₂	11.65	11.39	11.53	3.03	2.97	3.01	8.60	8.44	8.53	7.11	7.23	7.17
T ₃	12.33	12.20	12.27	3.19	3.11	3.16	9.17	9.08	9.13	7.39	7.20	7.30
T ₄	11.61	11.52	11.55	3.47	3.32	3.40	8.20	8.23	8.22	8.10	8.32	8.22
T ₅	11.54	11.59	11.57	3.25	3.11	3.19	8.31	8.51	8.42	7.60	7.51	7.55
T ₆	12.62	12.57	12.60	4.02	3.94	3.98	8.57	8.66	8.62	9.24	9.05	9.14
T ₇	11.80	11.71	11.76	3.36	3.25	3.31	8.46	8.45	8.46	8.39	8.28	8.33
T ₈	11.90	11.74	11.83	3.01	2.90	2.96	8.92	8.87	8.90	7.70	7.66	7.69
T ₉	12.89	12.70	12.81	4.23	4.19	4.21	8.70	8.52	8.62	9.31	9.72	9.51
CD(P=0.5%)	0.78	0.76	0.82	0.51	0.48	0.52	NS	NS	NS	0.59	0.63	0.61
SEm±	0.26	0.26	0.28	0.16	0.16	0.17	NS	NS	NS	0.19	0.22	0.20

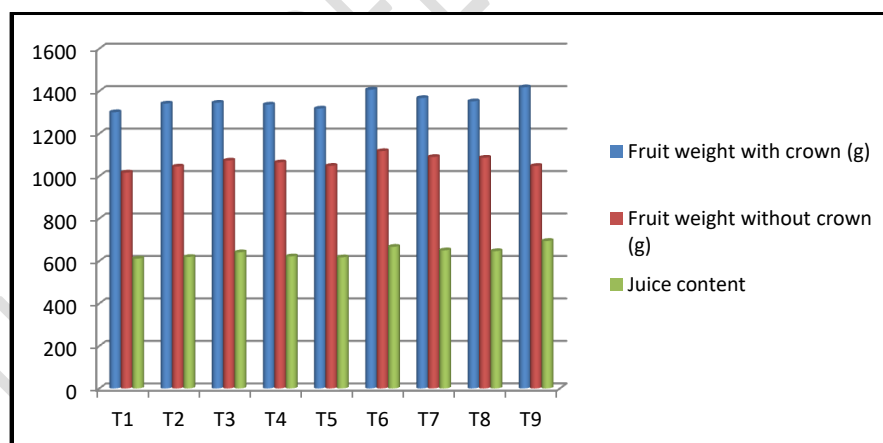
T₁: Control; T₂: pinching of 3 crown leaves; T₃: pinching of 6 crown leaves; T₄: pinching of 3 crown leaves + bagging with thin jute bag; T₅: pinching of 3 crown leaves + bagging with perforated black polythene; T₆: pinching of 3 crown leaves + bagging with news paper; T₇: pinching of 6 crown leaves + bagging with thin jute bag; T₈: pinching of 6 crown leaves + bagging with perforated black polythene; T₉: pinching of 6 crown leaves + bagging with news paper

Fig. 1: Effects of pinching and bagging on fruit weight with crown, fruit weight without crown and juice content of pineapple



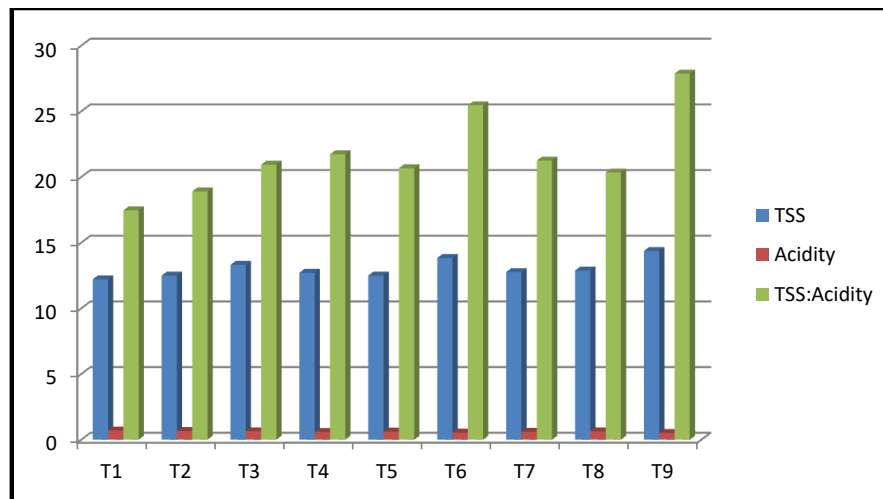
T₁: Control; T₂: pinching of 3 crown leaves; T₃: pinching of 6 crown leaves; T₄: pinching of 3 crown leaves + bagging with thin jute bag; T₅: pinching of 3 crown leaves + bagging with perforated black polythene; T₆: pinching of 3 crown leaves + bagging with news paper; T₇: pinching of 6 crown leaves + bagging with thin jute bag; T₈: pinching of 6 crown leaves + bagging with perforated black polythene; T₉: pinching of 6 crown leaves + bagging with news paper

Fig. 2: Effects of pinching and bagging on fruit weight with crown, fruit weight without crown and juice content of pineapple



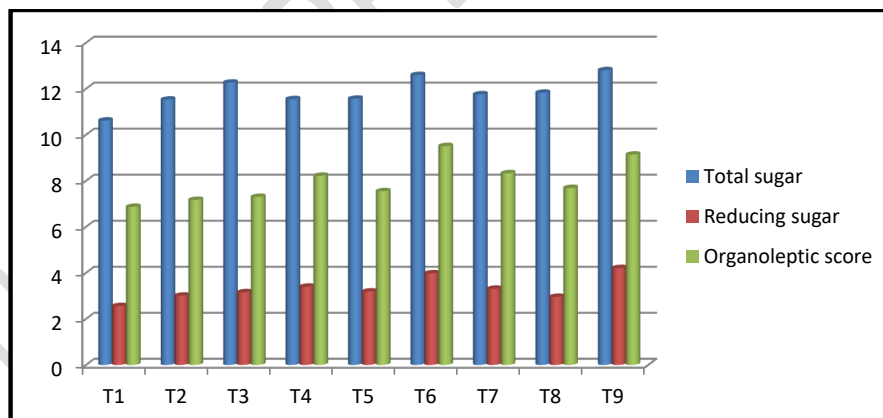
T₁: Control; T₂: pinching of 3 crown leaves; T₃: pinching of 6 crown leaves; T₄: pinching of 3 crown leaves + bagging with thin jute bag; T₅: pinching of 3 crown leaves + bagging with perforated black polythene; T₆: pinching of 3 crown leaves + bagging with news paper; T₇: pinching of 6 crown leaves + bagging with thin jute bag; T₈: pinching of 6 crown leaves + bagging with perforated black polythene; T₉: pinching of 6 crown leaves + bagging with news paper

Fig. 3: Effects of pinching and bagging on TSS, acidity and TSS:Acid ratio of pineapple



T₁: Control; T₂: pinching of 3 crown leaves; T₃: pinching of 6 crown leaves; T₄: pinching of 3 crown leaves + bagging with thin jute bag; T₅: pinching of 3 crown leaves + bagging with perforated black polythene; T₆: pinching of 3 crown leaves + bagging with news paper; T₇: pinching of 6 crown leaves + bagging with thin jute bag; T₈: pinching of 6 crown leaves + bagging with perforated black polythene; T₉: pinching of 6 crown leaves + bagging with news paper

Fig. 4: Effects of pinching and bagging on total sugar, reducing sugar and organoleptic score of pineapple



T₁: Control; T₂: pinching of 3 crown leaves; T₃: pinching of 6 crown leaves; T₄: pinching of 3 crown leaves + bagging with thin jute bag; T₅: pinching of 3 crown leaves + bagging with perforated black polythene; T₆: pinching of 3 crown leaves + bagging with news paper; T₇: pinching of 6 crown leaves + bagging with thin jute bag; T₈: pinching of 6 crown leaves + bagging with perforated black polythene; T₉: pinching of 6 crown leaves + bagging with news paper