

Performance of Wheat (*Triticum aestivum* L.) Varieties under Different Sowing Dates on Growth and Productivity in Eastern Uttar Pradesh

Comment [U1]: Add state to read Uttar Pradesh, India.

Abstract

Comment [U2]: Let the section be precise and let the sequence flow from introduction, research design, data collection, Analysis, conclusion and recommendations.

Comment [U3]: Modify to read November, 2017 to April 2018

The field experiment was conducted at Crop Research Station Masodha, Acharya Narendra Deva University of Agriculture & Technology, Kumarganj, Ayodhya (U.P) during Rabi season (November-April) 2017-18. In the field environment, the growth of wheat was greatly influenced by temperature changes associated with sowing dates. The productivity of wheat is highly vulnerable to climate change. The experiment laid out in Split plot design (SPD) with 3 replication and four different dates of sowing (05th November, 25th November, 15th December, 05th January) in a main plot against six varieties of the Wheat crop (HD-3086, HS-562, HI-1544, WR-544, MACS-6222 and HD-2967) in sub plot. The result revealed that an application of irrigation has a positive impact on crop growth. Growth parameters were higher in early sown crops as compared with late sown wheat crops. Among varieties HD-3086 sown on 25th November obtained the highest growth parameter as compared to HS-562, HD-2967, HI-1544, MACS-6222 and WR-544. Growth and yield potential of crop or variety are the outcomes of genomic, environmental and agronomic interactions. Due to the reduction in tillering period and increased risk of hot weather during grain filling, late planting results in a linear reduction in wheat grain yield. However, sowing dates and varieties were also found significantly higher in number of tillers m⁻², plant height, dry matter accumulation, leaf area index and yield attributes viz. test weight, number of grains ear head⁻¹, ear head m⁻², length of the ear (cm) as compared to late sown condition.

Comment [U4]: Before the results indicate Statistical Analysis tools used

Comment [U5]: Specify whether the experiments were subjected to irrigation or rain fed

Comment [U6]: Indicate whether there was a control for comparison purposes

Keywords: Productivity, Sowing dates, Varieties, Wheat

Comment [U7]: Conclusion and recommendation should be captured clearly in this section

Comment [U8]: Add semi colon to the end of each key word

Introduction

Wheat (*Triticum aestivum* L.) is very important from the food security point of view and is the second main source of the world's food energy and nutrition. Wheat being a cool season crop is generally sown from the last week of October to the last week of November in this part of India. Significant reduction in grain yield and yield components is mainly due to delay in sowing of crops, up to mid-December which exposes the crop to high temperature during the grain filling period. In many plant species, it has been reported that the rate of germination, seedling emergence and seedling with poor vigor, abnormal seedling, altered radicle and plumule growth are reduced due to temperature stress. Wheat maintains superiority in area, production and versatility in adopting a wide range of agro climates. Wheat cultivation is the backbone of Indian agriculture, as it is essentially better from the nutritional point of view than the other cereals, it contains about 8-15% protein, 2-2.5% fiber, 1-1.5% fat, 1.5-2% minerals and 62-71% carbohydrate. Delayed sowing exposes crops to adverse conditions such as low temperatures during vegetative growth, resulting in a low germination rate, poor tillering ability, and low plant population (Borràsgelonch *et al.*, 2012; Fernanda *et al.*, 2013). Late sowing delays flowering and exposes crops to high temperatures

Comment [U9]: Add reference to support literature

Comment [U10]: Add reference to support

Comment [U11]: First citations to be written in full

Comment [U12]: First citations to be written in full or follow the referencing styles/guidelines recommended

during the grain-filling stage, thus accelerating reproductive development and reducing grain-filling (Bailey-Serres *et al.*, 2019; Dubey *et al.*, 2019). The sowing date is crucial to allow wheat to flower during the period with minimum stresses, such as frost and heat. Sowing time is a very important zero cost management strategy responsible for the good productivity of crops. Under late sown conditions, wheat face low temperature in the earlier part and high temperature in the later part of the growing season and require favorable moisture for better growth and development. The wheat sown on the normal date of sowing (25th November) attained 15 days late physiological maturity as compared to late sown condition (Alam *et al.*, 2013). Eysbi *et al.* (2017) conclude that it is essential to account for interactions between climate and crop management in climate change impact analysis and assessment studies and that difference among crops need to be considered. Liu *et al.* (2021) results showed that grain yield declined by $0.97 \pm 0.22\%$ with each one-day change (either early or delayed) in sowing beyond the normal sowing date. Delayed sowing also increases the possibility of crops exposure to high temperature during the grain filling stage, which is harmful to leaf photosynthesis, grain filling, and final yield formation. These are considered to be the key stressors for wheat production in many environments around the world (Garg *et al.*, 2013). Grogan *et al.* (2016) revealed that the yield plasticity of a genotype was positively correlated with its maximum and minimum grain yield across environments, indicating greater plasticity was favorable under optimal conditions, without a penalty under low-yielding conditions. Xiao *et al.* (2014) highlight that the modern cultivars and agronomic management contributed dominantly to yield increase. Trnka *et al.* (2014) revealed that climate scenarios based on the most recent ensemble of climate models and greenhouse gases emission estimates, we assessed the probability of single and multiple adverse events occurring within one season.

Climate is a reality and affects the poor in a developing country in many ways such as growth potential. An analysis of crop relationship using historic production statistics for the Wheat crop. Global warming over recent decades has created extended growing periods prior to wheat wintering, encouraging farmers to delay the sowing date for winter wheat (Xiao *et al.*, 2013; Xiao *et al.*, 2015). An overview of the state of the knowledge of the possible effect of the climate variability and change on wheat production indicates that an increase in 10⁰C mean temperature, associated with CO₂ increase could not cause any significant loss to wheat production if simple adaptation strategies such as a change in planting and varieties are used. Early sowing enhanced germination unit area⁻¹, plant height, spikelets spike⁻¹, grains spike⁻¹ and 1000-grain weight over late sowing. Among various factors responsible for the low growth of the wheat crop, sowing time and varietal selection are of primary importance. Wheat is sown in winter and it has its own definite requirements for temperature and light for emergence, growth and flowering. Farooq *et al.* (2011) revealed that warm temperature (>30 °C) significantly inhibits plant photosynthesis under water stress conditions (shortage of rainfall). The optimum growth of the wheat crop is showing decreasing trends as the sowing delay due to shorter growth period available to late sown crop coupled with high temperature. Too early sowing produces weak plants with a poor root system as the temperature is above optimum. Temperature above optimum leads to irregular germination and the embryo frequently dies and the endosperm may undergo decomposition due to activities of bacteria or fungi. Rezaei *et al.* (2018) concluded that the single-cultivar concept commonly used in

climate change impact assessments results in an overestimation of winter wheat sensitivity to increasing temperature, which suggests that studies on climate change effects should consider changes in cultivars. **Baloch *et al.* (2012)** reported that October 20th recorded higher plant height 98.7 cm as compared to October 30th planted wheat 84.6 cm. this reduction was subsequently increased with delay in sowing. The increasing trends of plant height were observed in a period of 7- 70 days and average 7.47 number of tiller spike⁻¹. **Taoa *et al.* (2014)** revealed the changes in crop system dynamics and cultivars traits have to be sufficiently taken into account to improve the prediction of climate impacts and to plan adaptations for future. The observed length of spike 4.81 to 13.86 and the number of grain spike⁻¹ varied between 23.22 and 93.51 dates after sowing. The effect of date of sowing on the growth of wheat was assessed on a stand counts per m⁻², plant height at various stages (cm), leaf area index at different stages, dry matter accumulation and number of tillers m⁻² and yield attributes viz. test weight, number of grains ear head⁻¹, ear head m⁻², length of the ear (cm). Different varieties respond variably under different dates of sowing. It has been realized that the average yield of wheat in this region, sown during November, is well comparable to the state average, but the declining trend in wheat yield has been noticed with delayed sowing i.e. in December and January. Impacts of temperature on wheat sown on 15 March were found to be as severe as to exterminate the crop before heading **Hussain *et al.*, (2021)**. It is mostly due to the shorter growth period available to late sown wheat coupled with high temperature and hot winds during the reproductive growth period, which leads to forced maturity and ultimately poor grain yield. In addition to this, improper selection of varieties in this region also affects the crop yield **He *et al.* (2015)** reported that applying a crop simulation model using a field-tested standard cultivar across locations and years indicated that the simulated phenological stages have accelerated with the warming trend more than the observed phenological stages. This indicated that, over the last decades, later sowing dates and the introduction of new cultivars with longer thermal time requirement have compensated for some of the increased temperature-induced changes in wheat phenology. At present, there is tremendous scope for increasing the yield of wheat with the use of multi-character high yielding varieties **Asseng *et al.*, (2015)**. **Zhang *et al.* (2013)** reported that the grain yield from the field measured data with weather factors showed that sunshine hours and diurnal temperature difference (DTR) were positively, and relative humidity was negatively related to grain yield of winter wheat. Wheat growers at different locations will require different strategies in managing the negative impacts or taking the opportunities of future climate change **Luo *et al.*, (2018)**. It is clear that under late sowing conditions, plants faced adverse weather factors such as low temperature and less thermal exposure during sowing to wintering stage compared with the normal sowing date. These disadvantages may affect early crop growth by inhibiting seed emergence, seedling establishment, and tiller development (**Shah *et al.*, 2019; Zhou *et al.*, 2020**). **Fatima *et al.* (2021)** reported that number of different adaptation strategies based on early sowing, irrigation and a combination of sowing and irrigation adaptations were examined to recover the potential losses that would occur due to climate change.

METHODS AND MATERIALS

Comment [U13]: Follow referencing styles recommended for the whole section of introduction

Comment [U14]: Move to the next page

An experiment was carried out during the year 2017-18 (November- April) at Acharya Narendra Deva University of Agriculture & Technology, Kumarganj, Ayodhya 224229 (U.P.) which is geographically situated between 26.47°N latitude to 82.12°E longitude and at an altitude of 113 m above mean sea level. The mean annual rainfall is about 1194 mm. The weekly mean maximum and minimum temperature during the experiment were 39.2°C and 4.7°C, respectively. It falls under semiarid and sub-tropical climate with hot dry summer and severe cold winter of Indo-Gangetic plains having alluvial calcareous soil. The soil was found silty loam having neutral pH and organic carbon with a value of 0.35, EC (0.25). The soil was moderate for the cultivation of the wheat crop. The experiment was planned with 24 treatment combinations in a split plot design with 3 replication. Varieties were used in sub plots and dates of sowing were in main plots. Five irrigation including pre-sown irrigation were applied to the experiment. The experiment comprises six varieties (HS-562, HD-2967, HD-3086, HI-1544, MACS-6222 and WR-544) with three replications. The experiment was carried out on four different date of sowing (05th November, 25th November, 15th December, 05th January). 72 plots were made for the experiment each with a gross size of 2.40 m x 6.0 m = 14.40 m² and net plot size of 2.0m x 5.0 m = 10.00 m² having a row to row distance of 20 cm. To achieve accurate precision, the appropriate sampling techniques were implied for the proper balance in sampling at minimum cost. For biometric observation, plants were selected randomly in each plot to assess the possible relationship between various growth attributes and variability in climate. The observation were recorded at 30, 60, 90 DAS and at the harvest in the marked area of plots. The land was prepared as per the requirement of the experiment.

Comment [U15]: Include study area map

Comment [U16]: Show methodology clearly, show diagrammatic layout of the experiments, the research design

RESULT AND DISCUSSION

Wheat has been occupying the major share of cultivated land and production has been increased many folds but the productivity of this crop in eastern U.P. is measurably low mainly because of delayed sowing and improper varietal selection. The present investigation entitled “Performance of Wheat Varieties under Different Sowing Dates on Growth and Productivity in Eastern Uttar Pradesh” was carried out during Rabi season 2017-18. Growth parameter of Wheat viz. stand count m⁻², number of tillers m⁻², plant height at various stages (cm), leaf area index at different stages and dry matter accumulation and yield parameter viz. test weight, number of grains ear head⁻¹, ear head m⁻², length of the ear (cm) were decreased significantly with delay in sowing of the crop. The maximum growth was observed in crops sown on 25th November and minimum growth was observed in crops sown on 05th January. This was due to variability in temperature during the growing period of crop. Crop yield is the final output of the interaction between the genetic composition of the crop plant population and the external environment including soil, which varied in nature. These external factors influence agronomic practices and thereby constitute a major problem in crop production. Although with the advent of short duration semi-dwarf and dwarf varieties of wheat yield has been increased tremendously, hence a new horizon in their economic requirement has been opened up. Each crop requires an optimum temperature, rainfall, humidity, and other related weather conditions, which are necessary for higher yield. However, such ideal conditions seldom prevail and the plant grows satisfactory within a

definite range around its optimum point. If the fluctuations are too wide plants may fail to adjust their rhythm of growth and development and finally, the poor yield is achieved.

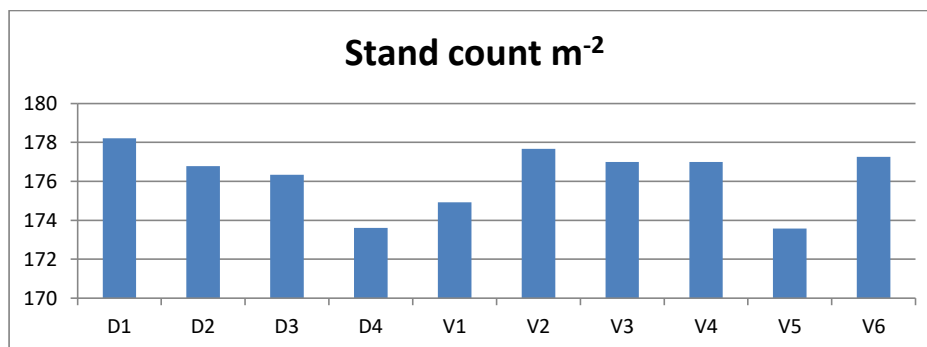


Fig 1: Effect of sowing dates and wheat varieties on stand count m⁻²

With delayed sowing time, as was the case with 05th January sowing, winter conditions advanced appreciably and low temperature affected the germination negatively. The crop sown on 05th January therefore, was handicapped from the very start and its germination was lower than the crop sown on 05th November. The germination count was recorded at 15 DAS. It was observed that germination count was gradually decreased as sowing was delayed. However the highest germination count was recorded in the 05th November sown crop (178.22) followed by the crop sown on 25th November (176.68) and the lowest count was recorded in crop sown on 05th January (173.95). Varieties were not found to bring a significant difference in germination. However, the highest stand count was recorded in HD-2967 (177.67) followed by WR-544 (177.25), HD-3086 (177.0) and the lowest count was recorded in MACS-6222 (173.58) respectively. **Cheema *et al.* (2010)** reported that the performance of wheat cultivars sown on November 10th and December 10th and noted that crop emergence was impaired when sowing was delayed owing to low temperature prevailing during stand establishment. Which resulted in poor stand establishment and reduced the number of productive tillers and ultimately the final yield.

Comment [U17]: To support your results and discussion, quote work done by other scientists with similar results or with different opinion.

Comment [U18]: Include table with data before the figure or annex for all the figures in the document
Indicate source of figure eg(Author,2017) for all the figures that follows

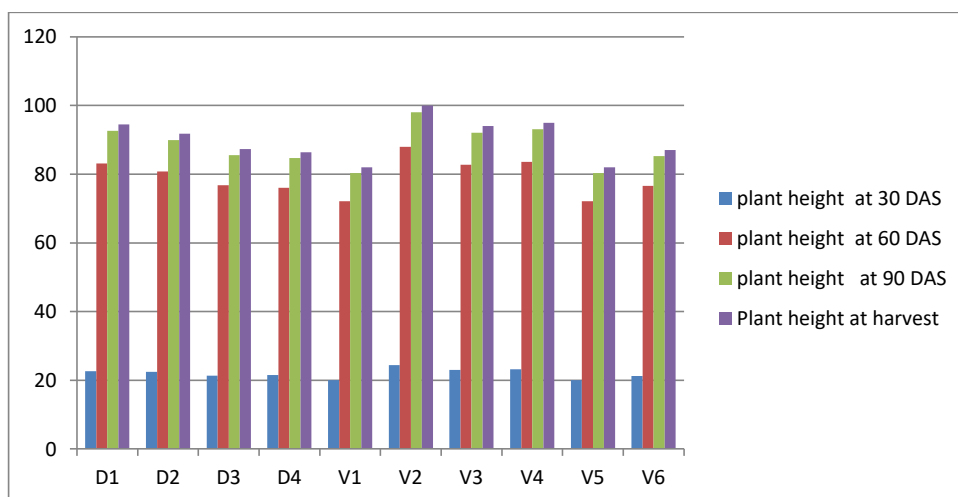


Fig 2: Effect of sowing dates and wheat varieties on plant height at various stages

The data on plant height was recorded at 30, 60, 90 DAS and maturity as affected by different treatments. An interception of the data revealed that shoot elongation continued to increase with the age of the plants and a fast increase in plant height was found in the early stages of the growth up to 90 DAS and therefore it increases slowly. Plant height showed a decreased trend with delay in sowing. Plant height of Wheat crop sown on 05th November was significantly higher than the crop sown on 15th December and 5th January while remained at par with 25th November sown crops at all the stages of crop growth except at 30 DAS where plant height did not influence significantly. At maturity, the plant height was highest at crop sown on 05th November (94.50) followed by the crop sown on 25th November (91.80), lowest height was obtained in crop sown on 05th January (86.40) (Fig. 2).

Among the varieties HD-2967 gain significantly higher plant height than the other varieties, at all the stages of crop growth while the lowest height was observed in the varieties HI-1544 (Fig. 2). **Pehwa & Gill (2010)** reported that among the cultivars, PBW-343 had higher value for yield (42.15qha⁻¹) and yield contributing traits under all dates of sowing.

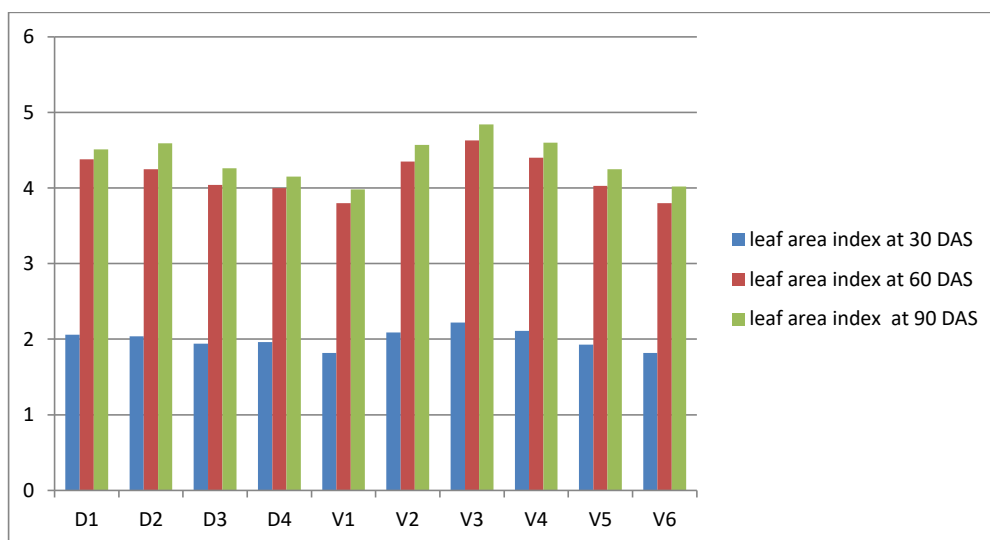


Fig 3: Effect of sowing dates and wheat varieties on leaf area index at different stages

The data regarding leaf area index was recorded at 30, 60, 90 DAS and the maturity stage of the crop. Leaf area index increased at a fast rate up to 60 DAS after that increase was slow. Leaf area index at 30 DAS was found non-significant. However, the maximum leaf area index was recorded under crop sown on 05th November (2.06) (Fig. 3). At 60 and 90 DAS maximum leaf area index (4.25 and 4.51) was recorded with 25th November sowing crop which was at par with 05th November sowing while significantly higher than 15th December and 05th January. Late sowing significantly affected the leaf area index of the wheat crop as the crop sown on 05th January consistently recorded a lower leaf area index (4.15). This might due to the injurious effect of low temperature on crops during the crop growing season. **Alam *et al.* (2013)** reported that sowing of wheat on 25th November resulted in expressing significantly more leaf area index (3.60) resulted in higher than 20th December sown wheat.

Changes in temperature also affect the varietal characteristics. The maximum leaf area index was recorded in HD-3086 (4.84) which was significantly higher than the rest of the varieties. The lowest leaf area index was recorded in HS-562 (3.98) (Fig. 3). Leaf area index increased till 60 DAS stage in all the dates and the maximum leaf area index was recorded in crop sown on 05th November.

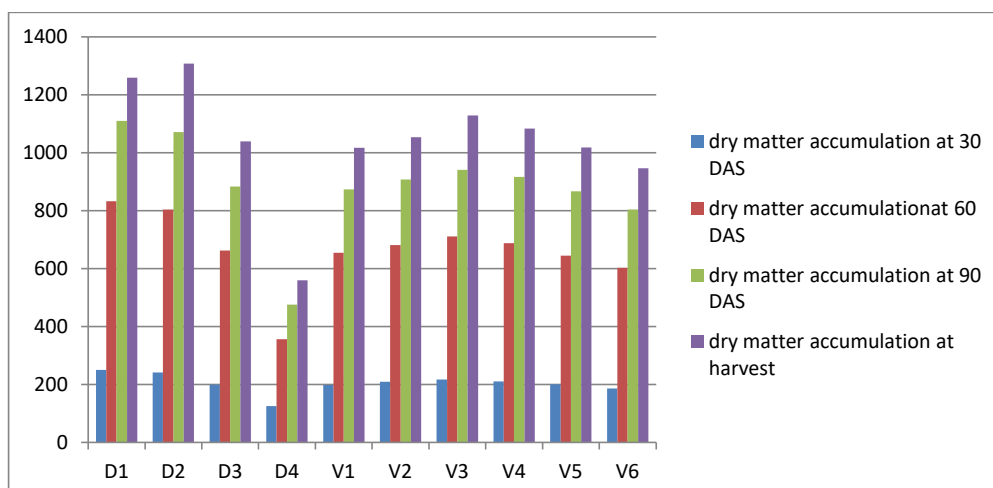


Fig 4: Effect of sowing dates and wheat varieties on dry matter accumulation at different stages

The data regarding dry-matter accumulation at 30, 60, 90 DAS and at maturity as affected by different treatments have been summarized in Fig 4. In general, the dry-matter accumulation by plant continued to increase at successive growth stages and the highest dry-matter accumulation was recorded at maturity. It is marked from the data that dry-matter accumulation significantly decreased by delay in sowing time. At all stages of observation, the crop sown on 25th November accumulated the highest dry-matter, which was significantly higher than the other sowing dates and remained at par with 05th November sown crop except at 30 DAS where 05th November sowing recorded maximum dry matter which was significantly higher than 15th December and 05th January and at par with 25th November sowing. Varieties differed significantly in their dry-matter accumulation. Variety HD-3086 accumulated significantly higher dry-matter than other varieties at all stages of crop growth, and remained at par with HI-1544 and HD-2967 at all stages of crop growth. HS-562 and MACS-6222 have remained at par with each other and variety WR-544 produced the lowest amount of dry matter.

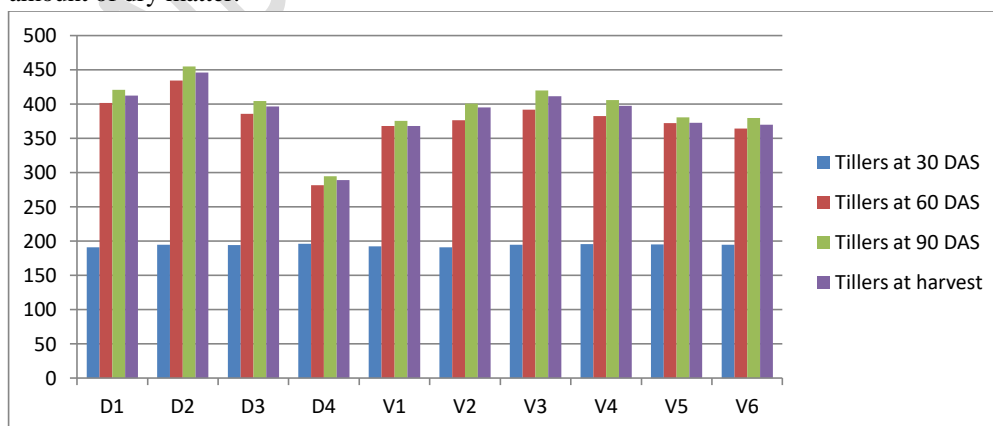


Fig 5: Effect of sowing dates and wheat varieties on tillers at different stages

The data on number of tillers m^{-2} as affected by different treatments was recorded at 30, 60, 90 DAS and at maturity are presented in Fig 5. It is apparent from the data that maximum number of tillers m^{-2} was recorded at 90 DAS irrespective of treatments. The dates of sowing significantly influenced the number of tillers m^{-2} . It showed a decreased trend with delay in sowing. The number of tillers m^{-2} at 30 DAS did not influence significantly by the sowing dates while at 60, 90 DAS and at harvest the maximum no. of tillers recorded with 25th November sowing which was significantly higher than 05th November, 15th December and 05th January sowing. The lowest tiller m^{-2} was obtained on 05th January at 60, 90 DAS and harvest (Fig.5). The number of tillers m^{-2} differed significantly among varieties and it was recorded highest in variety HD-3086, which was significantly superior to the other varieties and at par with HD-2967 and HI-1544 at all stages of crop growth except at 30 DAS, where no of tillers did not influence significantly.

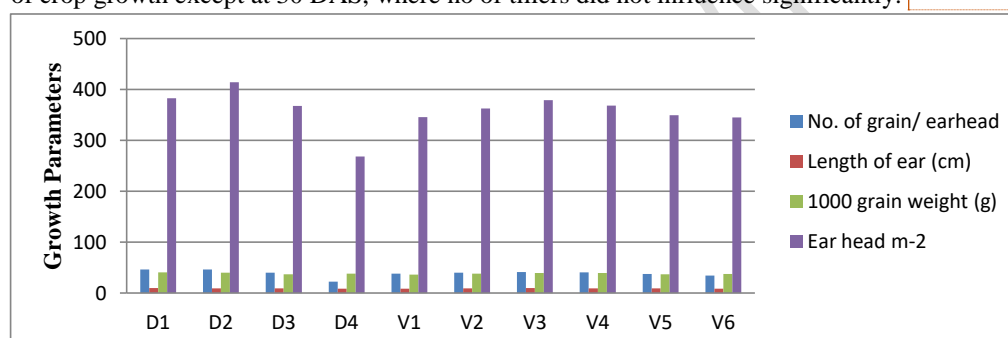


Fig 6: Effect of sowing dates and wheat varieties on yield attributes.

Test weight particularly influenced by temperature prevailed during the time of vegetative and reproductive stages. Data obtained revealed the significant effect between planting dates and wheat cultivars on the wheat seed index. 1000-seed weight of all the studied six cultivars was progressively decreased by delaying the sowing date. It was highest in the crop sown on 05th November (40.83g) which was significantly higher than 15th December and 05th January sowing (37.17 g) and remained at par with the crop sown on 25th November (40.15 g). Test weight is an important yield contributing traits of wheat which is significantly influenced by the prevailing growing conditions and genetic potential of a variety. The highest test weight was recorded in HD-3086 (39.63 g) which was at par with HI-1544 (39.28g) and HD-2967 (38.17g) and significantly higher than MACS-6222 (37.08 g) and WR-544 (37.66 g) and the lowest test weight was recorded in HS-562 (36.18 g).

In this experiment length of the ear head showed a decreasing trend as the delay occurs in sowing. The highest length of ear head is recorded in crop sown on 05th November (9.87 cm) which was significantly superior to the crops sown on other dates and at par with crop sown on 25th November (9.54 cm). Ear length of the crop sown on 15th December (9.19 cm) and on 05th January (8.89 cm) did not show a significant difference between each other. However, the lowest length is recorded in the crop sown on 05th January (8.89 cm). Shorter life span and change in climate is the main reason of reducing the length of an ear head. In this experiment the change in climate especially in temperature causes a significant influence

Comment [U19]: Should be on the same page with the figure, move up in the previous page

Comment [U20]: Add space between the paragraph and the figure

Comment [U21]: Add space between the caption and the next paragraph

on the length of the ear head. Varieties also showed significant influence on the length of the ear head. Among the varieties, HD-3086 was recorded with a maximum length of ear head (9.94 cm) which was remained at par with HI-1544 (9.63 cm) and HD-2967 (9.54 cm) and significantly higher than MACS-6222 (9.17 cm). Among the varieties WR-544 (8.98 cm) and HS-562 (8.98 cm) were recorded with the lowest length of the ear head.

The number of grains earhead⁻¹ is an important yield contributing factor of wheat which is significantly influenced by the prevailing growing conditions and genetic potential of a cultivar. The number of grains earhead⁻¹ in the wheat crop was found to be highest in crop sown on 25th November (46.53) which was significantly higher than the crop sown on 15th December (39.98) while at par with 05th November sowing (46.53). The lowest number of grains earhead⁻¹ was recorded in crop sown on 05th January (22.37). The difference in the number of grains earhead⁻¹ among the varieties was found significant. However, the highest number of grains earhead⁻¹ was observed in HD-3086 (41.62) which was at par with HI-1544 (40.62) and HD-2967 (40.28) while significantly higher than HS-562 (37.97) and MACS-6222 (37.62). The minimum number of grains earhead⁻¹ was recorded in WR-544 (34.70).

Late sowing of crop affected the number of ear heads m⁻². The maximum number of ear head m⁻² was observed in crop sown on 25th November (413.78) which were significantly superior to other sowing dates. It was at par with crops sown on 05th November (382.61) and 15th December (367.72). The minimum number of ear head m⁻² was obtained in crop sown on 05th January (268.11). The number of ear head m⁻² gradually decrease as per the delay in sowing of crops. Among the varieties HD-3086 recorded the highest number of ear head m⁻² (378.50) which was significantly higher than the rest of the varieties while remained at par with HD-2967 and HI-1544. The lowest number of ear head m⁻² was recorded in WR-544 (344.75).

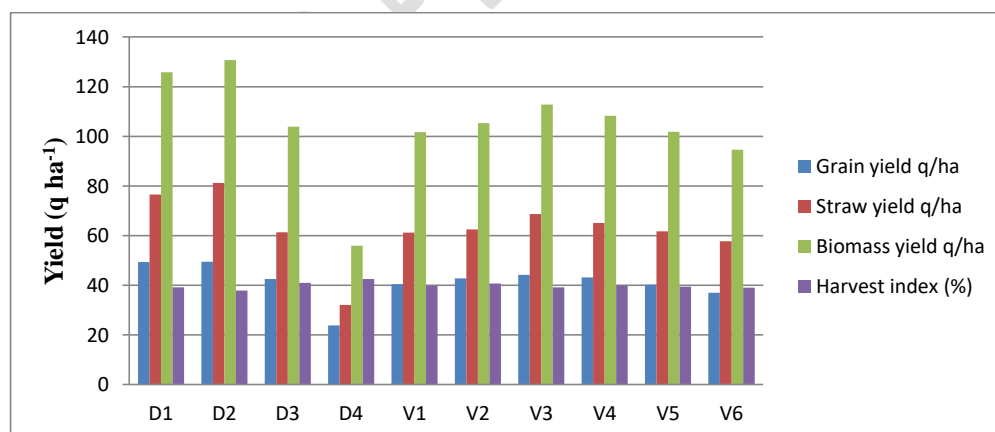


Fig7: Effect of sowing dates and wheat varieties on crop productivity.

All the dates of sowing showed significantly different responses to each other in term of grain yield. The data indicated that the grain yield was significantly decreased as sowing was delayed from 25th November. This might be due to the cumulative effect of poor expression of vegetative growth and yield contributing characters i.e. number of ear heads m⁻²

², ear length and test weight under late sown conditions accompanied with high temperature and hot winds which leads towards forced maturity of the crop and ultimately resulted in lower grain yield. The highest grain yield was obtained in the crop sown on November, 25th (49.50 q ha⁻¹) was at par with November, 05th (49.31 q ha⁻¹) and significantly higher than December, 15th (42.53 q ha⁻¹) and January 05th. The crop sown on 05th January obtained the lowest yield (23.79 q ha⁻¹) respectively. Similar results have been reported by **Jat et al. (2013)**. The grain yield was significantly influenced by different varieties and all varieties were noticed to be significantly different from each other. The highest grain yield was produced by HD-3086 (44.15 q ha⁻¹) followed by HI-1544 (43.21 q ha⁻¹), HD-2967 (42.79 q ha⁻¹), HS-562 (40.46 q ha⁻¹) and MACS-6222 (40.17 q ha⁻¹), respectively. These findings are similar to that of **Bannayan et al. (2014)**, **Bai et al. (2016)**, **Sial et al. (2010)** and **Pal et al. (2013)**.

The data related to straw yield as affected by different treatments have been presented in Figure 7. It was indicated that straw yield was significantly affected by the sowing time of the crop. The highest straw yield was recorded in the crop sown on 25th November (81.22 q ha⁻¹) which was remained at par with 05th November sowing and significantly higher than the 15th December & 05th January sowing. The difference in straw yield (q ha⁻¹) of varieties was significant. The maximum straw yield was recorded in HD-3086 (68.69 q ha⁻¹) which was at par with HI-1544 (65.12 q ha⁻¹), and HD-2967 (62.50 q ha⁻¹), respectively. Harvest index was highest in the crop sown on 5th January (42.56%) which was at par with 15th December (42.56%) higher than 25th November (39.26%) and 5th November (37.77%). Varieties did not influence the harvest index significantly. However, highest harvest index was recorded in HD-2967 (40.64%) followed by HI-1544 (39.89%), HS-562 (39.77%), MACS-6222 (39.44%), HD-3086 (39.12%) and WR-544 (39.03%).

Conclusion –

From the overall results, it can be concluded that sowing made around November 25th is the best time of sowing as it gives higher growth of wheat and varietal comparison of wheat growth. Therefore sowing date plays a vital role in the yield potential of wheat production. Whereas, among the varieties, the higher growth was recorded in HD-3086 as compare to HD-2967, HS-562, HI-1544, MACS-6222 and WR-544 as its growth attributes was significantly higher than other varieties.

Reference:-

- Alam MP, Kumar S, Ali N, Manjhi RP, Kumari N, Lakra KR, Izhar T. Performance of wheat varieties under different sowing dates in Jharkhand. *Society for Advancement of Wheat Research*. 2013;5 (2): 61-64.
- Asseng S, Ewert F, Martre P. Rising temperatures reduce global wheat production. *Nature Climate Change*. 2015;5, 143–147.

Comment [U22]: Add s to read references, delete full colon : and hyphen- Move the section to the next page

- Bai H, Tao F, Xiao D. Attribution of yield change for rice-wheat rotation system in China to climate change, cultivars and agronomic management in the past three decades. *Climatic Change*. 2016;135, 539–553.
- Bailey-Serres J, Parker JE, Ainsworth EA, Oldroyd GED, Schroeder JI. Genetic strategies for improving crop yields. *Nature*. 2019;575(7781):109–118.
- Baloch MS, Nadim MA, Zubair M, Awan IU, Khan EA, Ali S. Evaluation of wheat under normal and late sowing conditions. *Pakistan Journal of Botany*. 2012;44(5): 1727-1732.
- Bannayan M, Eyshi Rezaei E. Future production of rainfed wheat in Iran (Khorasan province): climate change scenario analysis. *Mitigation Adaption Strategies for Global Change*. 2014;19: 211–227.
- Borràs-gelónch G, Rebetzke GJ, Richards RA, Romagosa I, Ha C. Genetic control of duration of pre-anthesis phases in wheat (*Triticum aestivum* L.) and relationships with leaf appearance, tillering and dry matter accumulation. *Journal of Experimental Botany*. 2012;63(1):69–89.
- Cheema AS, Wahid BBH. Evaluating the performance of wheat cultivars under late sown conditions. *International Journal of Agriculture and Biology*. 2010;12(4): 561-565.
- Dubey R, Pathak H, Singh S, Chakrabarti B, Fagodiya RK. Impact of sowing dates on terminal heat tolerance of different wheat (*Triticum aestivum* L.) cultivars. *National Academy Science Letters*. 2019; 42:445–449.
- Eyshi E, Stefan R, Ewert SF. Climate and management interaction cause diverse crop phenology trends. *Agricultural and Forest Meteorology*. 2017;233: 55-70.
- Farooq M, Bramley H, Palta J, Siddique K. Heat Stress in Wheat during Reproductive and Grain-Filling Phases. *Critical Reviews in Plant Science*. 2011;30: 491–507.
- Fatima MA, Sarwara IA, Huggel C, Ashra S. Impacts of climate change on wheat phenology and yield in Indus Basin, Pakistan. *Science of the Total Environment*. 2021;79: 148-221.
- Fernanda DM, Chapman SC, Rattey AR, Jodi N, Song YH, Christopher JT, Matthew R. Developmental and growth controls of tillering and water-soluble carbohydrate accumulation in contrasting wheat (*Triticum aestivum* L.) genotypes: can we dissect them? *Journal of Experimental Botany*. 2013;64(1):143–160.
- Garg D, Sareen S, Dalal S, Tiwari R, Singh R. Grain filling duration and temperature pattern influence on the performance of wheat genotypes under late planting. *Cereal Research Communications*. 2013;41(3):500–507.

- Grogan SM, Anderson J, Baenziger PS, Frels K, Guttieri MJ, Newell M, Prasad PVV. Phenotypic Plasticity of Winter Wheat Heading Date and Grain Yield across the US Great Plains. *Crop Science*. 2016;56(5): 2223-2236.
- He L, Asseng S, Zhao G, Wu D, Yang X. Impacts of recent climate warming, cultivar changes, and crop management on winter wheat phenology across the Loess Plateau of China. *Agricultural and Forest Meteorology*. 2015; 200: 135-143.
- Hussain J, Khaliq T, Rahman MH, Ullah A, Ahmed I, Srivastava AK, Gaiser T, Ahmad A. Effect of Temperature on Sowing Dates of Wheat under Arid and Semi-Arid Climatic Regions and Impact Quantification of Climate Change through Mechanistic Modeling with Evidence from Field. *Atmosphere*. 2021;12: 927.
- Jat S, Latare SP. Effect of dates of sowing and fertilizer on growth and yield of wheat (*Triticum aestivum*) in an Inceptisol of Varanasi. *Indian Journal of Agronomy*. 2013;58 (4): 611-614.
- Liu K, Zhang C, Guan B, Yang R, Liu K, Wang Z, Li X, Xue K, Yin L, Wang X. The effect of different sowing dates on dry matter and nitrogen dynamics for winter wheat: an experimental simulation study. *Peer Journal*. 2021;9:11700.
- Luo Q, O'Leary G, Cleverly J. Effectiveness of time of sowing and cultivar choice for managing climate change: wheat crop phenology and water use efficiency. *International Journal of Biometeorology*. 2018;62: 1049–1061.
- Pal RK, Rao MNN, Murty NS. Agro-meteorological indices to predict plant stages and yield of wheat for foot hills of western Himalayas, *International Journal of Agriculture and Food Science Technology*. 2013;4: 909-914.
- Pehwa S, Gill DS. Influence of sowing date on yield and its components of wheat (*Triticum Aestivum* L.) genotype. *Environment and ecology*. 2010;28(4): 2232-2234.
- Rezaei EE, Siebert S, Hüging H. Climate change effect on wheat phenology depends on cultivar change. *Scientific Report*. 2018;8: 4891.
- Shah T, Latif S, Khan H, Munsif F, Nie L. Ascorbic acid priming enhances seed germination and seedling growth of winter wheat under low temperature due to late sowing in Pakistan. *Agronomy*. 2019;9(11):757.
- Sial MA, Arain MA, Dahot MU, Markhand SG. Effect of sowing dates on yield and yield components on mutant-cum-hybrid lines of bread wheat. *Pakistan Journal Botany*. 2010;42(1): 269-277.
- Taoa F, Zhang Z, Xiao D, Zhanga S, Rötter R. Responses of wheat growth and yield to climate change in different climate zones of China, 1981–2009. *Agricultural and Forest Meteorology*. 2014;190: 91-104.

Trnka M, Rötter R, Ruiz-Ramos M. Adverse weather conditions for European wheat production will become more frequent with climate change. *Nature Climate Change*. 2014;4: 637–643.

Xiao D, Tao F. Contributions of cultivars, management and climate change to winter wheat yield in the North China Plain in the past three decades. *European Journal of Agronomy*. 2014;52, Part B: 112-122.

Xiao DP, Moiwo JP, Tao FL, Yang YH, Shen YJ, Xu QH, Liu JF, Zhang H, Liu FS. Spatiotemporal variability of winter wheat phenology in response to weather and climate variability in China. *Mitigation and Adaptation Strategies for Global Change*. 2015;20 (7):1191–1202.

Xiao DP, Tao FL, Liu YJ, Shi WJ, Wang M, Liu FS, Zhang S, Zhu Z. Observed changes in winter wheat phenology in the North China Plain for 1981–2009. *Inter-national Journal of Biometeorology*. 2013;57(2):275–285.

Zhang X, Wang S, Sun H, Chen S, Shao L, Liua X. Contribution of cultivar, fertilizer and weather to yield variation of winter wheat over three decades: A case study in the North China Plain. *European Journal of Agronomy*. 2013;50: 52-59.

Zhou BY, Su XF, Ge JZ, Li CF. Wheat growth and grain yield responses to sowing date-associated variations in weather conditions. *Agronomy Journal*. 2020;112(2):985–997.

NB

Comment [U23]: Ensure that all citations in the text are put in the reference section and what is contained in the reference section is in the text