

Solid Wastes: Characteristics, Composition and Adverse Effects on Environment and Public Health

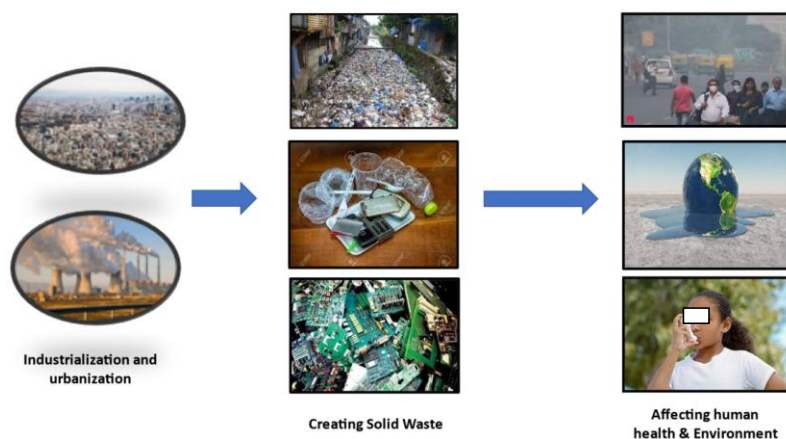
Abstract

Globally, it is being observed that for social and economic growth of a country, urbanization, industrialization, and exploitation of natural resources play a major role, resulting in atmospheric pollution by generation of huge amount of solid wastes. They are discarded being hazardous and unwanted, which is neither liquid nor gas, in our surroundings contributing a lot to environmental contamination, causing serious ill effects on human / animal health, destroying aesthetic beauty etc. This chapter discusses the sources, causes, characteristics; kinds of contaminants originating from solid wastes and their ill effects on the atmosphere, society, human being & animals. This chapter also includes a detailed study on key categories of solid wastes, their sources and toxicological effects. The management of solid wastes has already attained high importance worldwide. It is well embedded within the Sustainable Development Goals and their Management would help boost the economy in many ways.

Comment [WU1]: In the ABSTARCT?
Which chapter?

Comment [WU2]: Your abstract should highlight the research topic, type and sources of data, aspects of the methodology, results, conclusions and recommendations (as the case may be)

Graphical Abstract:



Comment [WU3]: Delete

Key Words: Solid Waste, Industrial Solid Waste, Municipal Solid Waste, Hazardous Solid Waste, Biomedical Solid Waste, COVID – 19 waste, E – Waste. Agricultural Waste, Radioactive Solid Waste.

Comment [WU4]: These should directly capture the key words in your research topic.

1. Introduction

Comment [WU5]: Delete

Comment [WU6]: Align left

In present scenario solid waste is an important challenge to the environment and society. It can be any material, throw-away by human being. Solid waste consists of different substances that can be hazardous, toxic and recyclable etc. The rate of generation of the quality & quantity of solid waste is greatly accelerated as a result of industrialization, urbanization, flourishing economy, and upgraded living standard of people as well as increase in population. Solid waste can be controlled or uncontrolled. The major category of controlled waste ~~isare~~ commercial & industrial waste, municipal solid waste, institutional waste and construction waste. Whereas, the agricultural waste, waste generated from mines, quarries and degrading operations usually considered as uncontrolled waste. Solid waste is a threat to the environment as it affects both biotic and abiotic components of the biosphere. Therefore, management of waste from its

assortment, dispensation, transport and to disposal is very significant for the public health as well as to sustain aesthetics of environment. At the same time managing solid waste is also one the biggest challenge to the developing and even developed countries. Sometimes high cost of managing operations and lack of proper training for managing operations, are the factors that adversely affect the solid waste management. Generally, solid wastes are disposed off in the outskirts area of the city/village followed by either the process of burning or compressing. This is not an acceptable practice from the health and environment perspective. In modern practice the solution of this problem of disposal are incineration, sanitary landfills and biological digestion etc. Microorganisms also have an essential role in the decomposition of organic wastes by converting them into high value-added products instead of waste. Likewise the valorization of organic solid waste can be carried out by composting and anaerobic digestion. This chapter gives an overview of waste, its sources, characteristic, waste management processes, and the health hazards associated with these.

Comment [WU7]: What?!!!
Recast please.

2. What is a Definition of waste?

Comment [WU8]: Align left

Wastes can be defined as leftovers, unwanted or unusable materials having no value. It can be any substance discarded after use as worthless, insignificant, defective by-product or any useless substance. Generally, it is generated from household, commercial, industrial and agricultural processes. It is also called trash, garbage, junk or rubbish. As per “Basel Convention on the Control of Trans boundary Movements of Hazardous Wastes and Their Disposals” of 1989, Art. 2(1) “Wastes are substances or objects which are either disposed of or are intended to be disposed of or required to be disposed of by the provisions of national law”. Under the “Waste Framework Directives 2008/98/EC, Art. 3(1)” the European Union defines waste as “an object the holder discards, intends to discard or is required to discard” (www.europa.eu. 22 November 2008).

Comment [WU9]: Write the actual author.

3. Types of Wastes

Comment [WU10]: Left align

The volume and kinds of wastes are increasing all over the world due to growth of population, urbanization, industrialization and many anthropogenic activities. Generally, the generation of wastes is higher in quantities per capita in developed countries as compared to the developing countries. It is essential for Government bodies to have a clear acquaintance of waste being

generated in order to develop robust and cost-effective waste management strategies. There are different categories of wastes based upon various criteria:

Based on the Legal Criteria

Domestic Waste- The wastes originated from day to day household activities. It includes the waste generated after cooking, washing, repairs, ~~packaging and packaging~~. Clothes, old books/writing paper/new paper, furniture and appliances are referred to as Domestic waste. It is generally considered as non-putrescible waste.

Industrial Waste- Industrial waste is produced by different processes of industry from transportation of raw material to production and sale of product. The type of waste generated depends upon the type of Industry and the processes involved. Generally, it includes chemicals, dyes, metals, solvents, litter, dirt and grit, stone, concrete, weeds, dry leaves, scrap timber, and other similar wastes. (Vongdala *et al.*, 2019)

Formatted: Font: Italic

Based on (their) Disposal into Landfills

Inert Waste – These are generally in solid phase or as a matter that is once dumped into a landfill do not undergo any change like physico-chemical or biological change. This waste is neither chemically nor biologically reactive.

Non-hazardous Waste – The waste materials that do not possess any hazardous or dangerous characteristics are known as non-hazardous waste. These are not added to the sewage or dumpster lines, for example sucrose, lactic acid, bromides, carbonates etc.

Biodegradable Waste – The waste product that can be decomposed by means of composting, aerobic/ anaerobic digestion by microorganisms is called biodegradable waste. Generally organic matter comes under biodegradable waste but sometimes inorganic matter like ~~gypsum, gypsum~~; organic sulphates are also decomposed to give hydrogen sulphide in anaerobic land fill conditions. (Denison *and Richard*, 1996)

Comment [WU11]: Obsolete

Special Category

Radioactive Waste – It consists of any waste containing traces of radioactive substances that cannot be used any further. These are generated by nuclear power centers, nuclear research centers and nuclear medicine ~~industries~~(*industries* (Weiner2003).

Sanitary Waste – It is generated in health centers, health clinics and hospitals. Hygiene products such as sanitary napkins, baby or adult diapers, bandages, used syringes, condoms etc. are the sanitary waste.

Construction and Demolition Wastes – These are the wastes which are inert in nature, and generated through repair, construction, renovation, rehabilitation and demolition works. Dirt, gravel, metal scrap, concrete are the examples of such waste.

Based on Characteristics (Region & seasons)

Liquid Waste - Any waste product in liquid state can be considered as liquid waste. It includes muddy water, solvents, wash water, waste detergents, used oils, ~~sludgessludge~~ etc. It is generated by industries, household activities, refineries etc. Based on the source, there are two categories of liquid waste that is point and non-point waste. The point source waste includes all manufactured liquids such as chemicals, oils, solvents etc., whereas naturally generated liquid waste is considered as non-point source waste.

Solid Waste- Any leftover and unwanted product in solid state comes under the category of solid waste. It includes a variety of items produced from industrialization, commercialization and domestic use, such as plastic, paper, metal, municipal, ceramics, glass etc. Generally, most of the solid wastes are recycled.

Organic Waste – Any waste generated from living being either plants, animal or human being is called an organic waste. All organic wastes are generally biodegradable, such as leftover food, kitchen waste, backyard waste, compost and rotten animal protein (Denison, 1996).

Recyclable Waste- The waste material that can be utilized all over again and again is called recyclable waste e.g. paper, metals, plastic, wood and some organic waste.

Hazardous Waste – The waste which has substantial threat to the society, environment and public health is hazardous waste. Toxicity, corrosivity, ignitability are the main features of hazardous waste. Hazardous waste has substantial threat both to the public health and environment.

Comment [WU12]: Too obsolete

4. Solid wastes

Comment [WU13]: Left align

4.1 Generation of Solid Wastes

Solid wastes can be classified in many ways according to its source, composition, phase etc. Fig.1 shows different categories of solid wastes described by Solid Waste Management Rules, 2016. Another categorization of solid waste is based on its source that is depicted in Table. 1.

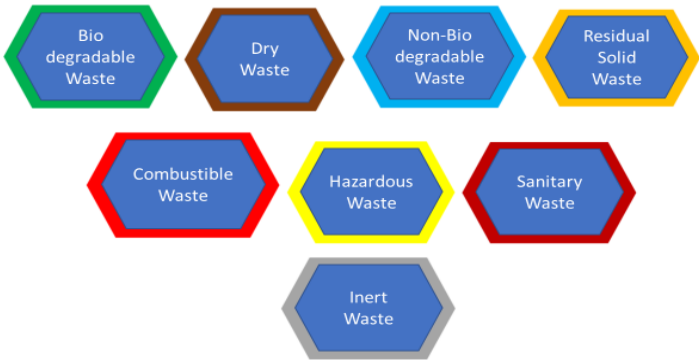


Figure-1: Categories of Solid Waste as per Solid Waste Management Rules 2016 in India (MoEF&CC (2016 a)

Comment [WU14]: Source?

Table 1Types of solid waste based on its source (Nandan *et al.*, 2017)

Formatted: Font: Italic

Formatted: Font: Italic

Municipal Solid Waste	<ul style="list-style-type: none"> •Road cleaning and washing, agronomy, entertainment areas, water sources and sewage purification plants
Hazardous Solid waste	<ul style="list-style-type: none"> •Hazardous materials: mediactal waste, volatile materials, radiologicla stuffs, toxic products etc.
Industrial Solid Waste	<ul style="list-style-type: none"> •Manufacturing unit's, power plants, processing units, boiler house cinders, wood shavings, plastic, metal scraps.
Agricultural Solid Waste	<ul style="list-style-type: none"> •Dried plants and leaves from agricultural field, gardens and parks. Tree-trimmings, leaves, Crops, orchards, vineyards, dairies, farms etc.
Bio medical Solid Waste	<ul style="list-style-type: none"> •Contaminated plastic waste, bandages, cotten, tubes and syringe, human structural materials as, tissues, organs, body regions
Radioactive Solid Waste	<ul style="list-style-type: none"> •Demolished material,Hospitals, nuclear research lab, Resins, chemical sludges, and metal fuel cladding, Fission products and transuranic elements
E – Waste	<ul style="list-style-type: none"> •Parts of electronic devices, like monitor, speakers, keyboards, printers, mobiles, chaeger, landline phones, fax, cables etc.

Comment [WU15]: Source?

4.2 Characteristics of Solid Waste

Density—It is an important characteristic of solid waste while designing of landfills. It is defined as the weight per unit volume, expressed in kg/m^3 and represented by λ . The density of different wastes is mentioned in Fig. 2.

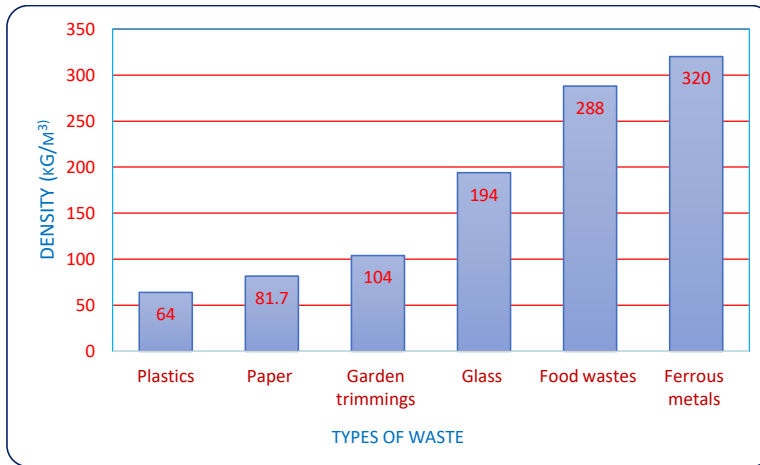


Figure 2: Density of some common solid wastes

Comment [WU16]: Source?

Moisture Content Moisture in solid waste increases its weight and plays an important role in/for incineration. Table 2 contains moisture content of some common wastes. It is calculated as the ratio of the weight of water, to the total weight of the wet waste as shown below:

$$M = \left[\frac{(w - w_1)}{w} \right] \times 100$$

Where M= Total moisture content

w_1 = weight of sample after drying at 105°C

w= weight of sample before drying

Table 2: Moisture content of some common wastes

Comment [WU17]: Source?

Type of Waste		Range of Moisture Content in %	Typical Moisture Content in %
Domestic	Foodstuff wastes (mixed)	50 – 80	70
	Paper	4 – 10	6
	Plastics	1 - 4	2
	Courtyard Wastes	30 - 80	60
Commercial	Glass	1 - 4	2
Construction & Demolition	Mixed (demolition) wastes	4 - 15	8
Industrial	Chemical effluent	75 – 99	80

	Sawdust	10 - 40	20
	Wood (mixed)	30 - 60	35
Agricultural	Mixed farming waste	40 - 80	50
	Compost (wet)	75 - 96	94

Particle Size Distribution (PSD)– The Particle size distribution of solid wastes decides its suitability for process of mechanical treatment and in the process of sorting of wastes and recovery of materials (Sabina et al 2016). The PSD is also used to determine permeability, compressibility and other physical properties of solid waste.

Permeability of Compacted Waste - Permeability is the property by virtue of that it allows other substances to pass through it. It depends upon the pore size distribution and surface area.

Degradation Period – Having knowledge of degradation period of solid waste is very vital before making waste management strategies. It can be from a few days to a few years. For example, organic wastes and paper takes a few days, cotton needs few months, wood, metal 10-15 years' time.

4.3 Factors Affecting Generation of Solid Wastes

Managing solid waste is the prime challenge in developing countries. Which is allied with the understanding of different factors affecting generation of solid wastes? There are a few factors listed below in Fig. 3 that mainly affect the generation of solid wastes in big or small cities.



Figure-3: Factors affecting generation of Solid Waste

Comment [WU18]: Source.

5. Types of Solid Waste- Source, Composition & Characteristics

Comment [WU19]: This is rather a repetition. It should be merged with the earlier presentation as regards the same heading or subheading.

5.1 Hazardous Solid Waste

Hazardous wastes are the toxic substances with significant ill-effects on human, animals, plants and environment if not managed properly. These are generally non-degradable, biologically magnified, and poisonous; tend to cause disadvantageous effects on the environment. According to EPA, The United States Environmental Protection Agency, any discarded material in the form of solid, liquid, and gaseous state or any emissions if found to be toxic, combustible, corrosive, in nature or highly reactive above to the specified safety level is considered to be a hazardous waste. (Hosam, El-Din M Saleh 2016)

As regards human toxicity, a waste is hazardous if:

(a) The oral LD 50 =/ >50 mg/kg

where, LD 50= the lethal dose of the toxic waste at which 50% of the experimental animals die as a result of oral ingestion.

(b) The inhalation LC 50 = 2 mg/kg

where, LC 50 = the lethal ambient concentration of the toxic material in mg/L of air causing 50% mortality to test rats during 4hours inhalation.

Characteristics of Hazardous Solid Waste

The characteristics of Hazardous wastes help to understand the extent to which it can be dangerous. Basically, Hazardous wastes have four basic characteristics viz., ignitability, corrosivity, reactivity, and toxicity (Liu *et al.*, 1997).

According to United Nation, explosiveness, flammability, oxidizing power, poisonous/infectious, Radioactivity, Corrosivity and Toxicity (delayed or chronic or eco) are the characteristics of Hazardous wastes.

(www.epa.gov/hw/criteria-definition-solid-waste-and-solid-and-hazardous-waste-exclusions)

The general and specific characteristics are summarized below in Figure 4.

- | | |
|------------------------|---|
| 1. Flammable – | May cause explosion or fire hazards by producing gases at high temperature and pressure. |
| 2. Oxidizing - | Capability to oxidize or combust other substances. |
| 3. Poisonous – | If swallowed or inhaled can cause death or serious injury. |
| 4. Corrosive - | Reactive to all the surfaces, that come in direct contact, and cause damage to them. |
| 5. Infectious - | Contain microorganisms and can cause infections in flora and fauna. |
| 6. Toxic - | If inhaled, ingested or penetrate the skin can be carcinogenic, and cause delayed or chronic effects. |
| 7. Eco- Toxic- | Have an adverse effect on the environment also by means of Bio-accumulation and affecting biotic component of eco system. |
| 8. Ignitability - | Highly combustible, having flash point <60°C (140°F) |
| 9. Self-decomposable - | Few organic hazardous wastes due to peroxide bonding may undergo exothermic self-accelerating decomposition. |

Comment [WU20]: TOO Obsolete.

Formatted: Font: Italic

Figure: 4 Common characteristics of Hazardous wastes (Dutta *et al.*, 2006)

Comment [WU21]: Too obsolete.

Formatted: Font: Italic

Worldwide Some Facts & Figures

- Approximately 13 tons of hazardous waste is likely to produce every single second.
- Annually 400 million tons of hazardous waste is generated.
- Hazardous chemicals are found everywhere and have contaminated every single ecosystem on the planet.
- Up to 700 man-made chemicals have been found in human beings.

(<https://www.theworldcounts.com/challenges/toxic-exposures/use-of-chemicals/hazardous-waste-production/story>)

Sources of Hazardous Waste

Hazardous waste is generated from hospitals, some types of household wastes, some industrial manufacturing units, petroleum and coal products manufacturing units, waste treatment plant and disposal processes, fertilizers, pesticides, iron and steel manufacturing wastes, research labs, mining sites etc. The common and significant sources are briefly discussed below:

a) Industries

Industrial waste is supposed to contain both, the non-hazardous and hazardous components. Generally, the hazardous components present in smaller amount than hazardous waste by volume (Li *et al.*, 2015). Therefore, it always requires a special treatment before disposal to ensure minimum harm to the environment. There are three major industries responsible to generate hazardous wastes. (Table 3, Ria *et al.*, 2019)

Comment [WU22]: obsolete

Formatted: Font: Italic

Formatted: Font: Italic

Table 3 Major Industries Producing Hazardous Wastes

SNo.	Name of the industry	Waste generated
1.	Chemical Manufacturing	Produces chemicals for industrial processes from metals, crude oil, minerals & natural gases etc. The common wastes generated are combustible solvents, lethal pesticides, and non-degradable chlorinated compounds, such as the polychlorinated biphenyls (PCBs) etc.
2.	Paint Manufacturing	Resins, solvents, drying oils, pigments and extenders are the raw materials used in paint industry. The major waste generated

		are empty raw material packages containing heavy elements, equipment cleaning solvents and spills, that potentially contaminate soil and ground water.
3.	Paper Manufacturing	<p>Paper manufacturing involves a number of chemicals, inks, dyes.</p> <p>The gases emitted in this process are mainly Sulfur dioxide, carbon dioxide, NO_x, ammonia, along with nitrates, benzene and mercury as a byproduct.</p>

b) Residential Communities

A small amount of hazardous waste is also generated from residential communities such as insect repellants, paints, thinners, wood preservatives, pesticides, cleaning liquids, motor oils, anti-freezing agents, and materials from discarded batteries etc. In industrialized countries, the percentage of household hazardous waste is about 0.5% (by weight) which is little higher than percentage in developing countries. (Diaz et al 1992)

c) Hospitals

Medical facilities in hospitals generate waste like hazardous chemicals and some radioactive material. Biomedical waste generated from hospitals consists of infectious waste, sharp items, contaminated pharmaceutical products which need to be disposed of in a suitable way (Thareja et al 2015). It includes Genotoxic waste which is cytostatic drugs, chemicals, materials, equipment, radioactive material and residues that are toxic to the cells. These wastes have mutagenic, teratogenic, and carcinogenic properties. There are certain solutions which are used to reduce the exposure of infections from medical waste that may simultaneously be hazardous in nature. Release of toxic substances in to the atmosphere may also occur due to the incineration of certain kinds of medical waste, particularly those containing heavy metals or chlorine.

d) Nuclear power plant and research labs

Nuclear waste from nuclear power plants and research labs is the primary source of hazardous radioactive waste. Which may be produced during many processes like production and application of radioisotopes, decommission of nuclear installations etc.

e) Mining

Mining comprises the process of extraction, beneficiation, dressing and further physical and chemical processing of wide range of metalliferous and non-metalliferous minerals by opencast and deep shaft methods. The major hazardous wastes is generated from physical and chemical processing-processing of sulfide ore, metalliferous and non-metalliferous minerals. In addition other drilling waste from mining also found to contain oil and dangerous substances. (Daniel, 2019)

5.2 Agricultural Solid Waste

Agricultural solid waste is the left over obtained from activities such as growing, harvesting and storage of agricultural products like crops, herbs, fruits and vegetables. Besides the common Agro-waste like dry leaves, forest waste, weeds and sawdust, other waste like livestock waste, compost, oil, fodder plastics, pesticides, herbicides, poultry houses wastes, slaughter houses, animal farm house and veterinary medicines, are also considered as Agro-Waste. Although the material present in agro-wastes can benefit to society but having very less economic value than the cost of assortment, dispensation and transportation.

Types of Agriculture Waste

The types and composition of Agricultural waste based on the arrangement and kind of agricultural activities as given in Fig. 5 and depends upon the source too, as given in Fig. 6 (Mostafalou and Abdollahi, 2013). Based on moisture content, they can be in liquids form, solids form or slurries. Generally, the liquid form contains 95% moisture content, solid form has 75 % or less, whereas semi-liquid (slurry) or semi-solid wastes contains 75% to 95% moisture content with 5-25 % solids content. Some wastes, such as manure, can change their consistency throughout the system or throughout the year.

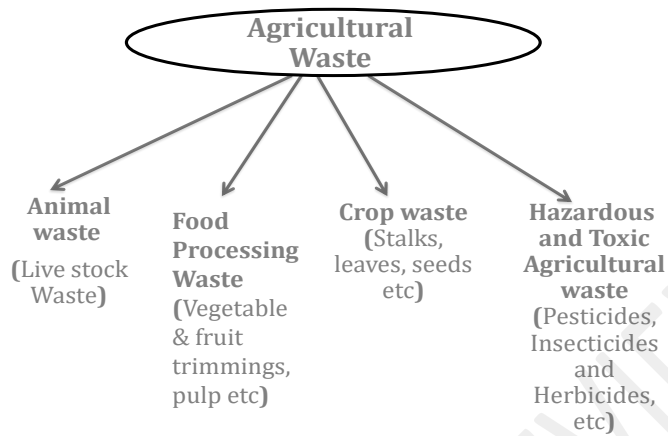


Figure-5: Types of Agriculture Waste based on agriculture activities.

Comment [WU23]: Source?

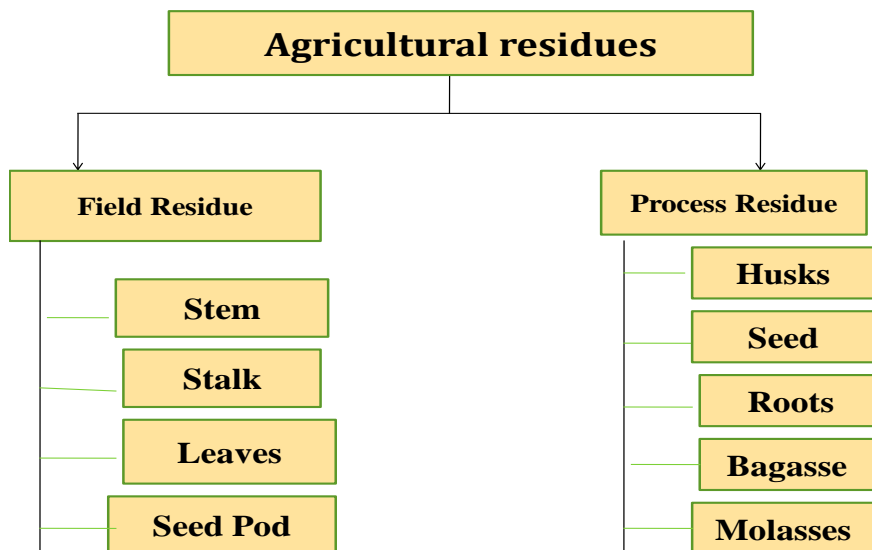


Figure: 6: Types of Agro-waste based on source

Comment [WU24]: Source?

Characteristics of Agro-waste

Chemical and physical characteristics of agro-wastes are of great importance for making waste management strategies, designing of waste management plant and for selecting equipment for the same. Important physical and chemical properties of Agro-waste with their units are mentioned below:

Physical Properties of Agricultural Waste

Weight: It refers as quantity or mass of the waste in lb.

Volume: It refers as space occupied by the waste in Cubic Units (ft^3 ; gal)

Moisture Content (MC): The fraction of a sample which is removed upon evaporation or oven drying at 103°C / 217°F .

Total Solids (TS): The solid residue obtained after removal of water from waste material by evaporation.

Total Volatile Solids (TVS): That part of total solid waste, which is combustible in nature and obtained as volatile gases on heating up to 112°F / 600°C .

Total Dissolved Solids (TDS): It refers to the fraction of total solids present in dissolved states and can be obtained in filtrate after the process of filtration.

Total Suspended Solids (TSS): The part of total solids which stays on filter paper and removed after filtration is called TSS.

Chemical Properties of Agricultural Waste

Nitrogen content (mg/L , $\mu\text{g/L}$): Present as Total nitrogen (TN), Ammonia (NH_3), Ammonium Nitrogen ($\text{NH}_4\text{-N}$), Total kjeldahl nitrogen (TKN), Nitrate Nitrogen ($\text{NO}_3\text{-N}$).

Phosphorus Content ($\%$; lb): It combines readily with oxygen and form acidic oxides like pentaoxide (P_2O_5). It is one of the plant nutrients, stimulates the growth of flower, seed, fruit, and hastens maturity.

Potassium Content ($\%$; lb): It is also considered as a plant nutrient as it increases the yield of tubers, seed and stimulates the growth of stems as well as fights against diseases.

Bio-Chemical Oxygen demand (BOD): It represents the amount of oxygen consumed by microbes while degradation of organic material present in agro-waste under aerobic conditions at a given temperature. It measures the extent of pollution potential of waste materials that could be discharged to surface water.

Chemical Oxygen demand (COD) (lb of O₂): The estimated quantity of total oxygen that could be consumed in oxidation of the components present in waste material. (Indira, 2018).

Generation of Agriculture Waste

India produces about 350 million tons of agricultural waste annually. According to the ministry of new and renewable energy, this waste can produce more than 18,000 MW of power annually other than generating green compost for farms. Organic wastes can amount up to 80% of the total solid wastes produced in any farm of which fertilizer production can amount up to 5.27 kg/day/1000 kg live weight (Obi, 2016, Pappua *et al.*, 2007). The waste generated is dependent on the categories of agricultural activities performed.

Comment [WU25]: Not listed!

Formatted: Font: Italic

a) From Cultivation Activities There are many cultivation activities responsible for production of solid waste. The act of throwing storage bottles or containers of fertilizers, pesticides, and insecticides into the field after use is one of the sources of generating hazardous agro-waste. As per the Plant Protection Department (PPD), about 1.8% of the chemical remains in their packaging material, which makes it hazardous also (Dien, 2006).

Comment [WU26]: obsolete

Excessive utilization of fertilizer than required for the plant also generates fertilizers itself as agro-wastes, which results in soil, water and air pollution.

b) From Livestock Production The livestock activities include breeding, food and fodder, maintenance, slaughter, animal farming etc. The solid waste generated from livestock activities are mainly manure, from maintaining cleanliness, organic material in slaughterhouse, redundant food. The liquid waste generated as urine, cage wash water and wastewater from the bathing of animals, whereas air pollutants are CH₄, H₂S, NH₃ gases and bad aroma. The livestock waste contains 5-15% of the total volume organic matter, inorganic matter, many species of microorganisms, parasite eggs and 75-95% of total volume water is present (Hai and Tuyet, 2010).

c) From Aquaculture Aqua-culture includes activities like fish farming, shellfish farming, fishing and harvesting etc. Metabolic waste either dissolved or suspended, uneaten ~~food are~~ foods are majorly generated in aquaculture. Even in an appropriately managed farmhouse, approximately one third of the feed used becomes concrete waste after some moment.

5.3 Industrial Solid Waste

Industrial waste refers to the hazardous or nonhazardous waste generated through manufacturing or other industrial processes like chemical, food, paper, textile manufacturing units, mining and construction activities, energy, water supply units etc. The study says that approximately 7.6 billion tons of industrial waste is produced and disposed off on site itself. There is no accurate estimate about the volume of universal waste exists, annually it is estimated millions to billions of tons and the largest quantity of total industrial waste production accounts from mining industry. (MacBride, 2011).

Types, Generation and Quantum of Industrial Solid Waste

Based on its characteristics and origin industrial solid waste is classified into different categories

Hazardous & non-hazardous solid waste

Hazardous industrial waste poses a potential problem to the environment and public health, e.g., pesticides, metals etc. Whereas, nonhazardous industrial solid waste is that which does not harm to the environment and public health, e.g. Packaging material, card board, plastic, metals, glass, textile, rock, and organic waste ((Millati and Mohammad, 2019). Non – hazardous industrial waste can be defined as which are neither municipal waste nor meet EPA criteria of hazardous waste. (<https://www.safewater.org/fact-sheets-1/2017/1/23/industrial-waste>)

Biodegradable & non-biodegradable industrial solid waste

Biodegradable industrial solid waste constitutes approximately 85-90% of the solid industrial waste. Such waste can be decomposed by the microorganism and nontoxic in nature. Generally, these wastes are generated from Cattle dung and compost, food processing industries, wool, paper industry, cotton industry, dairy, textile mills, and slaughter houses, etc. Some examples are paper, leather, wool, animal bones, wheat, etc. Biodegradable wastes do not require any special method of treatment. Combustion, gasification, composting, bio-methanation are the common methods used for their treatment.

Non-biodegradable industrial solid wastes (approx 10-15%) are those which cannot be decomposed by microorganisms. Hence, they contribute to environmental pollution and are a threat to living organisms. As these solid wastes do not decompose, therefore, they enter the bodies of animals and plants cause diseases, and become a cause of biomagnifications and stay in the environment for longer time period. They are generated by chemical industry, dye industry, metal industry, drugs industries, manure industries, radioactive wastes, polymers, metal scrap, fly ash, gypsum, silver foil, etc. However, with the innovation of recycling process of waste material, the waste

products from one industry is being utilized in other industry, hence contribute to sustainability. Wastes from one industry are being treated and utilized in another industry.

Table 4: Source and quantum of some major Industrial Solid Wastes

S N	Name of the solid waste	Source	Quantity (Million tons per annum)
1	Metal oxides and coke fines	Agglomeration process of iron ore	35.0
2	Brine mud (barium, strontium, calcium, and magnesium)	Generated during the drilling process & Caustic soda industry	0.02
3	Copper slag	Metallurgical residue, by product of copper extraction by smelting	0.0164
4	Fly ash	Coal combustion residue from coal fired electric and steam generation plants	70.0
5	Cement Kiln dust	Cement manufacturing plants	1.6
6	Mica scraper waste	Ceramic industry & Mica mining areas	0.005
7	Phosphogypsum (a mixture of gypsum along with phosphates, fluorides, and organic matter)	Phosphoric acid and Ammonium phosphate Plant	4.5
8	Red mud	By-product of extraction of alumina from bauxite	3.0
9	Iron tailing (solid waste from mines)	Process of iron ore beneficiation	11.25
10	Limestone wastes, stone waste (85%) and slurry (15%)	Mine garbage	50.0

5.4 Municipal Solid Waste

Municipal Solid Waste (MSW) is nonhazardous disposable material generated by residential communities, institutions, industries, agriculture, construction sites, streets and beech waste, sewage, sanitary waste, and commercial complexes. This is the most common and wide category of solid waste, generally called as trash or garbage, and made up of organic, and recyclable materials, whose disposal is managed by municipality. MSW is categorized as wet garbage and dry garbage. Wet garbage is majorly consist of food waste as vegetables and fruits peel, meat pieces, leftover food, eggshells and other food waste etc., whereas dry garbage consist of paper and plastic waste, wood and textile pieces, metal and glass pieces, polythene, tetra pack, newspaper, cardboard boxes, and aluminum foil, etc. It is being observed that changed lifestyle and food habits of people is rapidly increasing, the production of municipal solid waste and also responsible for the quality of MSW. The typical composition of MSW mainly constitutes vegetables, grass, paper, plastic, glass and ceramic, where, vegetables cover the maximum percentage.

Classification, Generation and Characteristics of Municipal Solid Waste

Generally, the collection and treatment of MSW depends upon the onsite conditions and its source, and accordingly it requires different methods for the treatment and after processing, produces different products. The classification of source of MSW has three classes: urban, industrial and rural. Under these divisions, several other classes are derived based on hierarchy as shown in Fig.7.

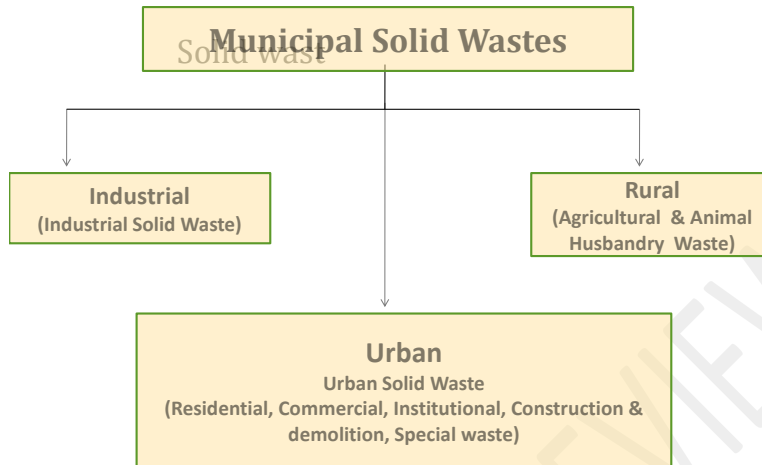


Figure 7: Source Classification of MSW

The solid waste generated from different classes is mentioned below:

1. **Residential waste:** Generated from residences, either houses or apartments, non – hazardous in nature, includes
2. **Commercial waste:** Generated from commercial stores, supermarkets, restaurants and hotels, non hazardous in nature.
3. **Institutional waste:** It generates from offices, educational institutes, theaters and stadiums, libraries, research institute, archaeological institute and recreation centers, etc.
4. **Construction and demolition waste:** Non-hazardous by nature, generated from construction sites and demolition debris.
5. **Special waste:** Non-hazardous waste generated by the sectors such as health centers, vehicle service centers, means of transportation, medical stores and automobile shops, etc.
6. **Industrial waste:** It is potentially hazardous in nature and generated by industrial processes of mining, production, processing and packaging etc.
7. **Agricultural and animal husbandry waste:** Potentially hazardous, produced from the activities of agriculture and animal husbandry.

Table 5: Characteristics of Municipal Solid Waste

Physical Characteristics

Comment [WU27]: Source?

Specific Weight/Density	It refers to uncompacted uncompact waste i.e. weight of a substance/unit volume (e.g. kg/m ³ , lb/yd ³)
Moisture Content (MC)	It refers to the percentage of the wet weight of the MSW material
Field capacity (FC)	This is water holding capacity of a sample under free drainage conditions and expressed as a % saturation. It's in the range of 50 - 60% saturation.
Hydraulic Conductivity, K	It refers as permeability and prediction of leachate production. MSW Range is 10 ⁻³ to 10 ⁻⁶ cm/s
Chemical Characteristics	
Loss of moisture	It takes place on drying at 105 ⁰ C for 1 h at
Volatile Combustible Matter (VCM)	This is the matter obtained on heating the sample in closed crucible upto 95 ⁰ C, in the absence of air.
Fixed Carbon	This is amount of carbon obtained from the leftover of VCM
Ash Content	At 95 ⁰ C in an open crucible
Atomic composition	C, H, N, O, P,S etc
Fusing temperatures of Ash Clinker	Fusing temperatures: 1100 - 1200°C
Biological Characteristics	
Biodegradability is the main biological characteristics of MSW in which organic fraction of MSW are converted biologically to volatile components and relatively inert inorganic and organic solvents.	

Source: (Worrell and Vesilind, 2011)

5.5 Radioactive / Nuclear Waste

Solid waste containing radioactivity as any unused objects that contains or is polluted with radioactive nuclei with concentration higher than the authorized levels as recognized by individual countries regulatory authorities is known as radioactive solid waste. There is a broad range of activities responsible for Radioactive Waste generation, for example; processes involved in nuclear plants, nuclear fuel cycle, radio diagnostics and radiotherapy, radiography of machinery, radioactive rays used for decontamination process, industrial waste, radioactive materials in mining, nonrenewable resources, mining through to fuel fabrication, reprocessing of used fuel, legacy waste, non-nuclear power waste etc. (https://www-pub.iaea.org/MTCD/publications/PDF/Pub1254_web.pdf)

Comment [WU28]: Not an author.

Important Facts

- The largest producer of nuclear power is United States.
- France is the second country in the world, having largest civilian nuclear program, with 59 reactors in operation and largest share of electricity generated by nuclear power.
- Plutonium is identified as 'the most poisonous and hazardous substance on earth'. Its hazardous nature due to the ionizing radiation it emits.

Classification, Properties & Sources of Radioactive Solid Waste

Solid wastes containing radioactive substance are classified on the basis of its radioactivity level, decay time and the sources from which they produce and the choice of the best methods for waste treatment, storage and their disposal. Table 6 shows the categories of radioactive solid waste. (Petrangeli 2006)

Table 6: The category, characteristics and sources of radioactive/nuclear waste

Formatted: Font: Not Bold

Class	Property	Sources	Recommended Management
Very low-level waste (VLLW)	Average activity is around 10,000 Bq/kg, decays time is few months	Nuclear industry, Demolished debris such as plaster, metal, valves, piping, <i>etc.</i>	Temporary storage and conventional methods of disposal are suggested
Low- and intermediate-level waste – short lived (LILW-SL)	These are β emitters with a half-life period less than 30 years with limited content of emitted nuclides.	Research laboratories, hospitals and the nuclear fuel cycle	Compression or incineration are the suggested process for better management
Low- and intermediate-level waste – long lived (LILW-LL)	These are α -emitter having radioactivity level of 4000 Bq g ⁻¹ .	Cladding of nuclear fuel, reprocessing of nuclear waste, and reactor decommissioning	Smaller items and any non-solids may be solidified in concrete or bitumen for geological disposal.
High-level	These are α -emitting	Fission products and	Deep geological

waste(HLW)	nuclide containing the fission products and transuranic elements with radioactivity level more than 4000 Bq g ⁻¹ and decay heat (>2kW/m ³)	transuranic elements	disposal, cementation, immobilization and conversion into insoluble stable solid form to prevent its dispersion to the environment.
------------	---	----------------------	---

It is being observed that the quantity of radioactive waste generated by industries is relatively more than the waste generated by nuclear power plants. Among the different wastes produced about 97% is low- or intermediate-level waste, only 0.2% is high-level waste.

Storage of Radioactive Wastes (RAW)

The International Atomic Energy Agency (IAEA) is mainly authorized toward establish the standards and norms for the proper storage of RAW to minimize the danger to lives and environment. The safety standards of IAEA cover almost all the safety aspects such as radiation, storage, transportation, waste generation, storage, disposal etc. The duration of storage is subject to the half-life period or decay period of RAW. It may be few days, weeks or months depends upon its applicability. The storage of RAW is important for many reasons like it allows decay of short lived radioactive substance into stable and nonradioactive wastes while storage period. It reduces transport ~~risks,risks~~; it provides lag storage between waste generator, treatment, and disposal sites. The safety norms of IAEA help in the managing of radioactive wastes until disposal facilities are arranged. (Forsberg, 2003)

Comment [WU29]: Too obsolete.

5.6. Biomedical Solid Waste

Bio medical waste is a category of solid waste, which is produced from the hospitals, diagnostic centers, blood banks, medical and research lab facilities, and in researches pertaining to the testing of biologicals. All the categories of biomedical waste are mentioned in Schedule I, of the Biomedical Management rules, 2016.(Priya *et al.*, 2018)

Formatted: Font: Italic

Characteristics & Types of Biomedical Solid Wastes

Different categories of biomedical waste are there based upon the characteristics of waste, source and mechanism of their disposal. Every country categorized their ~~Biomedical~~biomedical waste little differently. Fig. 9 shows the broad categories of the most common ~~Biomedical~~biomedical

waste recommended by WHO. (<https://www.who.int/en/news-room/fact-sheets/detail/health-care-waste>)

Infectious Waste	<ul style="list-style-type: none"> •Pathogens (Bacteria, viruses, parasites, fungi) swabs, tissues, excreta and equipment
Pathological Waste	<ul style="list-style-type: none"> •Human or animal body parts, fluids, tissue Communicable infectious agents
Sharps	<ul style="list-style-type: none"> •syringes, blades, lancets, knives, infusion sets, glass pieces, wires, cannula, staples, nails and ampoules containing solution residues
Radioactive Waste	<ul style="list-style-type: none"> •Waste from research labs, unused liquid from radiotherapy centers, any objects contaminated with this liquid.
Pharmaceutical Waste	<ul style="list-style-type: none"> •All unused and expired drugs, injections, pills, syrups or personal care products.
Genotoxic Waste	<ul style="list-style-type: none"> •Cytostatic drugs and chemicals, urin, vomits or feces of patients treated with cytostatic drugs having mitagenic and carcinogenic properties.
General Non-Regulated Medical Waste	<ul style="list-style-type: none"> •Non-hazardous medical waste, such as plastic, paper, electronic equipment, anti freeze agents etc that doesn't has any particular chemical, biological, physical, or radioactive wastes
Chemical Waste	<ul style="list-style-type: none"> •Disinfectants, culture media, mercury from broken thermometers, and other heavy metals from equipment and batteries leakage

Figure: 8 Types of Biomedical Waste (BMW)

Handling of Biomedical wastes

Proper handling of BMW is an important aspect to reduce the serious hazards to the environment and to the society. Collection and disposal of BMW is of great concern for healthcare workers involved in the process of sanitation and the common people. Without proper

sterilization it may lead to many serious and chronic diseases. The steps of handling with BMW are Segregation, storage and safe disposal. (Table–7). The segregation of the waste is recommended by using different color-coding system of waste containers. (WHO publication, 2004)

Comment [WU30]: Not listed.

Table 7: Biomedical Wastes and their category

Formatted: Font: Not Bold

Color Coding of containers	Waste category
Red bag	Recyclable solid waste such as medicine bottles, bottles used for sample collection, used swabs, urine dipsticks, used drapes, vaginal stipules, any item contaminated with potentially infectious material. These materials can be either incinerated or deeply buried.
Yellow bag	Waste used in the treatment of infectious patients like bandage, gloves, mask, PPE kits, body fluids, body parts, cotton swab, discarded linen, other clinical laboratory waste., COVID – 19 waste etc.
Black bag	Noninfectious and nonhazardous waste generated from hospitals like polybags, leftover food and medicines, stationary items, packaging material etc.
White bag	These are puncture proof containers used to contain needles or all the sharp wastes.
Blue bag	Items made up of metal and plastic like syringes, ampules, glassware, metallic body implants etc. which can be recycled.


To manage COVID -19 waste –

As per WHO and CPCB (Central Pollution Control Board) April 2020, the following guidelines be followed while handling the waste generated from COVID – 19. (Water, sanitation, hygiene, and waste management for the COVID-19 virus: interim guidance. Interim guidance. 23 April 2020)

- As per BMWM Rules 2016, the isolation for COVID-19 patients in the hospitals should be separated from general ward with proper arrangement of Yellow color-coded bins in the wards.
- For collection of COVID -19 wastes a double layered bag should be used to ensure no leakage and to have adequate strength. For this two bags are used together.

- Closed bags carrying COVID – 19 wastes must not be visible once a secondary container is closed. The bin used to store COVID waste should be ~~labelled~~labeled and kept in a separate storage room before handing it over to authorized staff of Common Bio-medical Waste Treatment and Disposal Facility (CBWTF).
- According to Central Pollution Control Board (CPCB) the feces from COVID-19 patients, should be kept in yellow bag/container like other biomedical waste.
- The container used for the collection of COVID waste should be disinfected with 1% sodium hypochlorite solution every day.
- Biomedical waste generated from home quarantine would also be treated as 'domestic hazardous waste', and shall be disposed as per guidelines of Biomedical Waste Management Rules, 2016.

There are different labels (http://www.mppcb.nic.in/Bio_Categories.htm#catagory) meant for identification of particular type of Bio-medical waste during their storage and transportation as mentioned below:



5.7 E - Waste

In today's scenario, faster growth in IT and communication sector, upgradation of electronic items, force consumers to discard old electronic products and to buy upgraded version of devices. More and more electronic items such as superior televisions, latest mobiles, and upgraded computing devices, smart phones or tablets, which are marketed at a fast pace all over the world, is an important reason for the rapid increase in production of electronic waste (e-waste). (Naoko, (2012). E – waste is a major class of solid waste, constitutes all the discarded, obsolete, nonfunctional electronic or electrical appliances. E-Waste defined by different agencies as mentioned below in Fig. 9

Comment [WU31]: Not listed

1. European Union Waste Electronic and Electrical Equipment (EU WEEE) Directive 1	<ul style="list-style-type: none"> •It defines E- waste as “<i>all components, sub-assemblies, and consumables, which are part of the product at the time of discarding</i>” and •“<i>Any substance or object that the holder disposes of or is required to dispose of pursuant to the provisions of the national law in force</i>”.
2. Organization of Economic Cooperation and Development (OECD)2	<ul style="list-style-type: none"> •E-waste defines as “<i>any appliance using an electric power supply that has reached its end of-life</i>”.
3. Solving the E-waste Problem (StEP) [3]	<ul style="list-style-type: none"> •It refers to the reverse supply chain that collects products no longer desired by a given consumer and refurbishes for other consumers, recycles, or otherwise processes wastes”.

Figure 9: —waste Definitions by distinctive agencies.

1. <http://eurlex.europa.LexUriServ/LexUriServ.do?uri=CELEX:32002L0096:EN:NOT2003>. [Access date: 25 May 2015]
2. https://www.oecd-ilibrary.org/environment/extended-producer-responsibility_9789264189867-en
- 3.(D McCann, A Wittmann, 2015)

E - Waste Generation and Composition

The reasons for E- Waste generations are interlinked, none of the reason is merely responsible, but together they contribute to a major environmental risk by E – waste. Broadly it can be summarized as below:

Technology advancement - Nowadays, electronic gadgets are getting replaced by new models because of fast advancement in technology and production of more innovative and user-friendly equipment’s. Studies reveal that the average life of an electronic item in developed countries is maximum 2 years and it is estimated that by 2020 it reaches approximately 12.3 million tons. (UN University. 2008 Review of Directive 2002/96 on Waste Electrical and Electronic Equipment (WEEE). Bonn, Germany, United Nations University, 2007. Available: http://ec.europa.eu/environment/waste/weee/pdf/final_rep).

Due to globalization, even in developing countries sales of computers and internet usage have gone up by 400%. Studies reveal that more than one billion computers will be obsolete in next few years.

Change in life style – With the time, there is a drastic change in living standard of middleclass population including lower and upper middle class. Because of usefulness, attraction of electronic appliance and ease of getting loan, in case unaffordable, ordinary people have also started using E – equipment's, like kitchen appliances, computers, laptops, printers, calculators, smart mobiles, transceivers, smart TVs, iPods, health checkup appliances, washing machines, refrigerators, vacuum cleaner and air conditioners etc. After a period, when these items become unfit for use, they lead to the generation of E – waste.

Increase in Population – Increase in Population is supposed to be the root cause of all the environmental problems. Electronic and electrical appliances are being used by human beings, therefore, increase in population act as a trigger in E – waste.

Fig. 10 shows the composition (in %) of a few common and important E – waste materials which shows that different type of metals, pollutants, different types of plastics, their mixture, cathode ray tubes (CRTs), circuit boards, ICs, cables, are major component of E- waste. By means of processing few metals such as copper, silver, gold, and platinum could also be recovered from e-wastes. E-waste can be hazardous in nature due to the presence of toxic substances such as arsenic, barium, brominated flame retardants, cadmium, chrome, cobalt, copper liquid crystal, lithium, mercury, nickel, polychlorinated biphenyls (PCBs), selenium, and lead etc. Therefore, it poses a huge danger to the society and into the environment even if it is resent in traces.

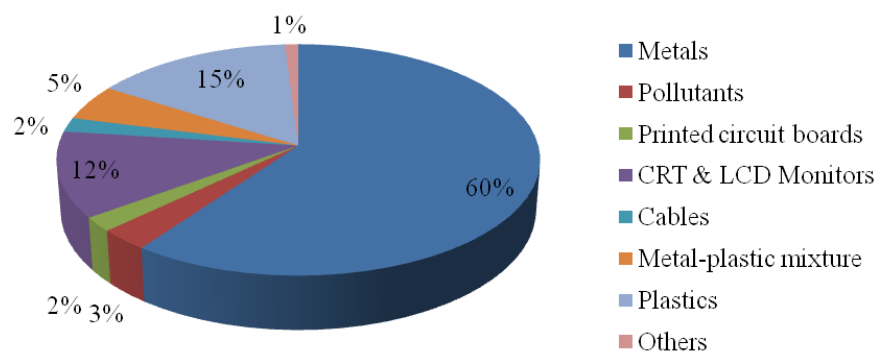


Figure-10: The distinctive contents of E – Waste

(Electrical and Electronic Equipment Recycling Wastes) WEEE Source: Adapted from [9])

6. Impacts of Solid Waste on the Environment & Threat to public health

Solid waste management, collection, treating and disposal of materials are one of the causes of air, water and soil pollution as well as that affects potential risk toward the human strength. Uncontrolled industrial waste along with municipal and biomedical waste contaminates the soil and ground water, which in turn affect the flora and fauna. The improper incineration contributes to the air pollution. Non-biodegradable heavy metals and chemicals present in the solid waste, undergo bio-magnification and passes from one level to another through food chain and collectively affect a bigger population. There are many other environmental problems arise due to the solid waste, mentioned as follows:

- Methane gas is a major contributor to the enhanced greenhouse warming and climate change. It can be produced as a result of the anaerobic respiration of microorganisms, which flourish in landfills. (Pervez-Alam and Ahmade-alam, 2013)
- Synthetic plastic found in naturally flowing body of water ingested by birds and aquatic animals and become fatal for them.
- Accumulation of Solid waste resulted in high algal population.
- Percolation of leachates from harbor dumps to the soil, contaminate the underground water.
- Rubbish from wayside and throw away waste over big region cause aesthetic spoil to the biosphere.
- Burning of cloths, plastic, and rubber contaminate the atmosphere with toxic fumes.
- Decomposition of natural solid wastes emit obnoxious odor and contaminate the surroundings. (Chadar and Chadar, 2017).
- A short-term effect of solid waste causes health problems as anxiety, asthma, congenital anomalies, dizziness, headache, eye and respiratory irritation, stress, and nausea. Whereas, long-standing health effects causes chronic illness like cardiovascular diseases, cancer, and brain, nerves, liver, lymph hematopoietic, lung and kidneys diseases- (Mazza *et al.*, 2015).

Formatted: Font: Italic

Table 8: Impacts of different types of solid wastes on public health & Environment

Formatted: Font: Not Bold

Municipal Solid Waste	<ul style="list-style-type: none"> • It enhances approx. 4.53% of the organic matter and heavy metal content as Cu, Zn, Cd, Pb, Ni, and Cr in the soil • It leads to low birth rate, liver cancer, congenital malfunctioning, neurological disorder, nausea and vomiting (Porta 2009). • It causes chemical poisoning through inhalation, mercury toxicity, • Uncontrolled wastes results in floods, high algal population in naturally flowing body of water. • Degrade soil & water value (Pervez 2013)
Hazardous Solid Wastes	<ul style="list-style-type: none"> • Non-Hodgkin lymphoma and non-neoplastic disease, • Liver, breast, bladder and testis cancers, asthma. (Fazzo 2017) • Neurological, respiratory, digestive, uro-genital, connective musculoskeletal, cognitive& behavioral deficits, diabetes and childhood neurological disorders [Bergman 2012, Gensburg 2009].
Industrial Solid Wastes	<ul style="list-style-type: none"> • Increases toxicity, phytotoxicity, affects genetic activity and bio-concentration in ecosystem. • Inhalation of dust containing solid waste as cotton, fungus, pollen grain, metal particles etc. badly affects respiratory tract and cause system/systemic effects. • Percolation of leachates contaminates ground water and sub soil water, which effect in ingestion of hazardous substances by population. (http://cpheeo.gov.in/upload/uploadfiles/files/chap6.pdf)
Agricultural Solid Wastes	<ul style="list-style-type: none"> • Acute poisoning, emesis, twitching occurs in insecticides industries. • Marsh gas from landfill site can cause enter in ozone layer and results in atmospheric destruction. • Burnable erosion in human body. • Decreases the growth of plants, Causes aquatic life disturbance. • Changes soil structure and properties that affects biotic factor of soil.
Biomedical Solid Wastes	<ul style="list-style-type: none"> • Its presence in the environment contribute to many health problems like Skin infections, Lung infections, Parasitic infections, Spread of viral disease such as Bacteremia, Cholera, HIV, Hepatitis B, and Tuberculosis. (https://www.danielshealth.com/knowledge-center/effects-biomedical-waste) • Risk of contracting cancer (Acharya 2014). • Contaminate groundwater sources. • Radioactive particles generated from diagnostic technologies trigger several illnesses.

Radioactive Solid Wastes	<ul style="list-style-type: none"> Leads to the probability of a cancer, leukemia and more immediate death (Cardis <i>et al.</i>, 2007) Through unhygienic food groups as fruits, vegetables, grain, dairy product, and groundwater, radioactive waste enters the food chain, that accumulates in the thyroid gland, and become a cause of beta radiation (John 2011)hematological cancers (Lydia 2014) May contaminate agriculture as growing crops, cultivating soil, and livestock.
--------------------------------	---

Formatted: Font: Italic

Comment [WU32]: Not listed

Table 9: Impacts of specific solid wastes generated from different sources on public health

Formatted: Font: Not Bold

Waste	Effects	Reference
Heavy metals	<ul style="list-style-type: none"> It may cause liver and bladder cancers, Tingling sensations in the hands, feet, and around the mouth, mental fogginess, anxiety and depression. Consumption of Mercury affects liver, kidneys and human intelligence/brain/central nervous system, whereas, elevated contact of mercury causes visualization, communication and hearing impairments. Sometimes, it can become fatal also. 	Fazzo 2017
PCBs and dioxins	<ul style="list-style-type: none"> They Cause general toxicity, immunotoxicity, neurotoxicity, negative effects on reproductively, 	Bommanna and Loganathan 2009
Methane	<ul style="list-style-type: none"> Emission of methane cause GHGs effect and climate change. 	Alam and Ahmade2013
Endocrine disrupting chemicals (EDCs)	<ul style="list-style-type: none"> Presence of EDCs in the body of human or animal may result in development of Breast cancer, abnormal growth patterns and neuro problems. 	Bergman 2012 https://www.who.int/ceh/risks/cehemerging2/en
Hydrocarbons	<ul style="list-style-type: none"> Hydrocarbons tend to cause liver damage, tumors, cancer, abnormal retention of fat in the body (steatosis), headaches, nausea, leukemia, even damage to bone marrow. 	Source: <i>National Environmental Engineering Research Institute</i> (https://vikaspedia.in/energy/environment/waste-

Comment [WU33]: Not listed

Comment [WU34]: Consider correcting the date.

		management/hazardous-waste/hazardous-waste-source-and-health-effects)
Carbon Monoxide	<ul style="list-style-type: none"> Exposure to Carbon monoxide causes headache, dizziness, vomiting, and nausea, breathlessness. 	https://ephtracking.cdc.gov/showCoRisk.action
Pesticides	Numbness, respiratory depression, blurred vision, abdominal cramp, impaired memory, disorientation, insomnia etc.	Naveen et al. 2012,
Nitrogen Compounds	Mutagenic, Genotoxic, lung cancer,	Chiang T, 1999 Li et al 1994 Dennekamp et al 2001
Benzene	Acute kidney congestion, myelofibrosis, affects liver, leukopenia, anemia, and thrombocytopenia, congestive gastritis	Tondel et al 1995 Midzenski et al. 1992. Wilbur et al 2008,

Comment [WU35]: Obsolete

Comment [WU36]: Toonobsolete.

8. Conclusions

Presence of solid waste in the environment is an alarming issue to the public health. Every year human beings are disposing billions of metric tons solid wastes. The solid waste sources are municipal, biomedical, hazardous, agriculture, industrial, e – waste and radioactive waste. Agricultural and industrial wastes were the largest contributors to the total annual production of solid waste, but in today's pandemic situation, biomedical waste is also contributing to greater extent. Increase in Population, rapid industrialization, booming economy, advancement in technology, and the sedentary lifestyle of human have significantly accelerated the rate, quality, quantity and composition of the solid wastes. Accumulation of each solid waste is probably the most visible in the form of pollution and can be experienced as hazard to the human health and environment. The most unsafe solid wastes are hydrocarbons, heavy metals, dioxins, pesticides, and radioactive elements which are generally generated from industries, hospitals, municipal waste, and agriculture activities and are toxic, infectious, corrosive and generally non-bio-degradable in nature. The solid waste with such characteristics is a big threat to the society and environment. The inappropriate storage, bin assortment practices and transportation systems have greatly affected the characteristics of the

solid wastes. Before making strategies for management of unyielding waste to reduce, reuse or recycle, better understanding of the group of solid wastes, their composition, sources, and characteristics is very necessary. Whereas, public awareness and public attitude are the very important factors in reducing the generation of solid wastes.

References

1. Acharya, A., Gokhale, V.A. and Joshi, D. 2014. Impact of Biomedical Waste on City Environment: Case Study of Pune, India. *IOSR Journal of Applied Chemistry*. 6 (6): 21-27. doi: 10.9790/5736-0662127.
2. Alam, P. and Ahmade, K. 2013. Impact of Solid Waste on Health and the Environment. *Int. J. Sustain. Dev. Green Econ.* 2013: 165–168. <http://dx.doi.org/10.1007/s12517-013-0900-y>.
3. Asokan P., M. Saxena, and R. A. Shyam. 2007. Solid Wastes Generation in India and Their Recycling Potential in Building Materials Building and Environment 42(6):2311-2320. <https://doi.org/10.1016/j.buildenv.2006.04.015>
4. Basal Convention on the Control of Transboundary Movements of Hazardous Wastes and Their Disposal, 1989. "Archived copy" (PDF). Archived (PDF) from the original on 2017-05-16. Retrieved 2017-05-27.
5. Bergman, A., Heindel, J.J., Jobling, S., Kidd, K.A. and Zoeller, R.T. 2013. State of the science of endocrine disrupting chemicals – 2012. Geneva: United Nations Environment Programme and World Health Organization.
6. Bommanna, G.L. and M. Shigeki. 2009. PCBs, Dioxins, and Furans: Human Exposure and Health Effects. pp. 245-253 *Handbook of Toxicology of Chemical Warfare Agents*. doi. 10.1016/B978-0-12-374484-5.00018-3
7. Cardis, E., M. Vrijheid, M. Blettner and E. Gilbert et al 2007. The 15-Country Collaborative Study of Cancer Risk among Radiation Workers in the Nuclear Industry: Estimates of Radiation-Related Cancer Risks. *Radiation Research*. International Agency for Research on Cancer. 167 (4): 396–416. <https://doi.org/10.1667/RR0554.1>
8. Chadar, S.N. and K. Chadar. 2017. Solid Waste Pollution: A Hazard to Environment. *Recent Adv. Petrochem Sci*, 2(3):41-43. doi: 10.19080/rapsi.2017.02.555586
9. Chiang, T., Wu, P. and Y. Ko. 1999. Identification of carcinogens in cooking oil fumes. *Environ Res A*. 81:18–22. doi: 10.1006/enrs.1998.3876.
10. Dennekamp, M., S. Howarth, C. A. J. Dick, J. W. Cherrie, K. Donaldson and A. Seaton, 2001. Ultrafine particles and nitrogen oxides generated by gas and electric cooking, *Occup. Environ. Med.* 58:511–516. doi: 10.1136/oem.58.8.511.
11. Denison, R. J. 1996. Environmental Life-Cycle Comparisons of Recycling, Landfilling, and Incineration. *Ann. Review of Energy and the Environ.* (21): 191-237. <https://doi.org/10.1146/annurev.energy.21.1.191>
12. Diaz, L.F., G.M. Savage and C.G. Golueke. 1992. Resource Recovery from Municipal Solid Wastes: Vol. I, Primary Processing, CRC Publishers, Inc., Boca Raton, Florida, USA. <https://doi.org/10.1201/9781315150444>
13. Dien, B. V. and V. D. Vong. 2006 Analysis of pesticide compound residues in some water sources in the province of Gia Lai and Dak Lak. *Vietnam Food Administrator*.

14. Dutta, S. K., V. P. Upadhyay and U. Sridharan. 2006. Environmental Management of Industrial hazardous wastes in India. J. of Environ. Sci. &Engg. 48(2): 143 – 150.PMID: 17913193.
15. D McCann, A Wittmann, Solving the e-waste problem (step) green paper: E-waste prevention, take-back system design and policy approaches, United Nations University/Step Initiative, 2015 <http://www.step-initiative.org/initiative/what-is-e-waste.php2010>. [Access date: 10 June 2015].
16. EU. Directive 2002/96/EC of the European parliament and the council of 27 Jan. 2003 on waste electrical and electronic equipment (WEEE)-joint declaration of the European parliament, the council and the commission relating to article 9. <http://eurlex.europa.LexUriServ/LexUriServ.do?uri=CELEX:32002L0096:EN:NOT2003>. [Access date: 25 May 2015]
17. Fazzo L, F. Minichilli, M. Santoro, A. Ceccarini, M. Della Seta, F. Bianchi, P. Comba and M. Martuzzi. 2017. Hazardous waste and health impact: a systematic review of the scientific literature. Environmental Health. 16, 107-119.[doi: 10.1186/s12940-017-0311-8](https://doi.org/10.1186/s12940-017-0311-8).
18. Forsberg, C. W. 2003. Radioactive Wastes. pp 643-659 Encyclopedia of Physical Science and Technology (Third Edition), Academic press.
19. Gensburg, L.J., Pantea, C., Fitzgerald, E., Stark, A., Hwang, S. and Kim, N. 2009. Mortality among former Love Canal residents. Environ Health Perspect. 117(2): 209–216.[doi: 10.1289/ehp.11350](https://doi.org/10.1289/ehp.11350).
20. Gianni P., 2006 *Radioactive Waste*. pp.287-290 Radioactive waste in Nuclear Safety 1st Edition.
21. Hai, H. T. and N. T. A Tuyet, 2010. Benefits of the 3R approach for agricultural waste management (AWM) in Vietnam. Under the Framework of joint Project on Asia Resource Circulation Policy Research Working Paper Series. Institute for Global Environmental Strategies supported by the Ministry of Environment, Japan.
22. Hosam, El-Din M. Saleh. 2016. Introductory Chapter: Introduction to Hazardous Waste Management. pp. 4-26. Management of Hazardous Wastes, Intech Open. [ed.] Hosam El-Din M. Saleh & Rehab O. Abdel Rahman.[DOI: 10.5772/61668](https://doi.org/10.5772/61668)
23. <http://cpheeo.gov.in/upload/uploadfiles/files/chap6.pdf>
24. <http://mohua.gov.in/publication/manual-on-solid-waste-management-systems-cpheeo-2000.php>Ministry of Urban Development, Government of India, 2000
25. http://www.mppcb.nic.in/Bio_Categories.htm#catagory
26. <https://vikaspedia.in/energy/environment/waste-management/hazardous-waste/hazardous-waste-source-and-health-effects>
27. <https://www.theworldcounts.com/challenges/toxic-exposures/use-of-chemicals/hazardous-waste-production/story>.
28. <https://www.danielshealth.com/knowledge-center/effects-biomedical-waste>
29. https://www.oecd-ilibrary.org/environment/extended-producer-responsibility_9789264189867-en
30. <https://www.safewater.org/fact-sheets-1/2017/1/23/industrial-waste>
31. <https://www.who.int/ceh/risks/cehemerging2/en>
32. <https://www.who.int/en/news-room/fact-sheets/detail/health-care-waste>
33. https://www-pub.iaea.org/MTCD/publications/PDF/Pub1254_web.pdf

34. Indira, S., A. Melisa, O. Amra, B. Amra and B. Sabina. 2018. Physical and Chemical Characterization of Agricultural Waste and Testing of Sorption Abilities for Removal of Heavy Metals from Aqueous Solutions. *Intl. Jl. for Research in Appl. Scie. and Biotechnol.* 5(6): 1-8doi.org/10.31033/ijrasb.5.6.1
35. Indonesian Medical Council. 2015 Annual Report. Secretary of Indonesian Medical Council, viewed. 2015:34
36. John, P. C. 2011. Short-Term and Long-Term Health Risks of Nuclear-Power-Plant Accidents. *New England Journal of Medicine.* 364 (24): 2334–2341. doi: 10.1056/NEJMr1103676.
37. Li, S.G., D.F. Pan, and G.X. Wang, 1994. Analysis of polycyclic aromatic hydrocarbons in cooking oil fumes. *Arch Environ Health.* 49:119–22.doi: 10.1080/00039896.1994.9937464.
38. Li, W., Q. Huang, S. Lu, H. Wu, X. Li and J. Yan. 2015. Life cycle assessment of the environmental impacts of typical industrial hazardous waste incineration in Eastern China. *Aerosol and Air Quality Res.* 15: 242–251.https://doi.org/10.4209/aaqr.2013.10.0318
39. Liu, H. F., L. David., and G. Bela. 1997. *Environmental Engineers.* Pp 1431. Handbook, [ed.] David Liu, Bela G. Liptak Lewis Publishers, Second Edition.ISBN-13 : 978-0849399718
40. Mac Bride, S. 2011. Recycling reconsidered: the present failure and future promise of environmental action in the United States. MIT Press. *Waste Mang. & Res.* 30(12): 1320-1322.https://doi.org/10.7551/mitpress/8829.001.0001
41. Mazza A, P. Piscitelli, C. Neglia, R.G. Della and L. Lannuzzi. 2015. Illegal Dumping of Toxic Waste and Its Effect on Human Health in Campania, Italy. *Intl. Jl. of Environ. Research and Public Health.* 12(6): 6818-6831.doi: 10.3390/ijerph120606818.
42. Millati, R. and J. T. Mohammad. 2019. Agricultural, Industrial, Municipal, and Forest Wastes: An Overview in Sustainable Resource Recovery and Zero Waste Approaches. 2019: 1-22.https://doi.org/10.1016/B978-0-444-64200-4.00001-3
43. Midzenski, M.A., McDiarmid, M.A., Rothman, N. et al 1992. Acute high dose exposure to benzene in shipyard workers. *American J. Ind. Med.* 22: 553–565.https://doi.org/10.1002/ajim.4700220410
44. Ministry of Environment, Forests and Climate Change, Government of India (MoEF&CC). 2016(a). Solid Wastes (Handling and Management) Rules. Hazardous and Other Wastes (Management and Trans boundary Movement) Rules. 2016.
45. Modupe A.,S. O. Oluwaseyi, O.B. Olubukola and O. Odeyemi. 2020. Waste Management through Composting: Challenges and Potentials. *Sustainability.* 12(11):4456 :1-23. doi:10.3390/su12114456
46. Mostafalou and Abdollahi. 2013 Pesticides and human chronic diseases: evidences, mechanisms, and perspectives. *Toxicol. and Appl. Pharmacology.* 268(2): 157-177.doi:10.1016/j.taap.2013.01.025
47. Nandan, A., P.Y. Bikarama, B. Soumyadeep and B. Debajyoti. 2017. Recent Scenario of Solid Waste Management in India. *World Scientific News.* 66: 56-74.EISSN 2392-2192
48. National Environmental Engineering Research Institute
49. Naveen, K., K. P. Ashok, N., Saini, K. Manish. 2012. Harmful Effects of Pesticides on Human Health, *Annals of Agri-Bio Research.* 17(2): 125-127.ISSN : 0971-9660

50. Obi, F. O., Ugwuishiwi, B. O. and J. N Nwakaire. 2016. Agricultural waste concept, generation, utilization and management. *Nigerian JI. of Technol.* 35(4): 957 – 9640.DOI: 10.4314/njt.v35i4.34
51. OECD. Extended producer responsibility; a guidance manual for governments: Organization of Economic Co-operation and Development (OECD)2001
https://www.oecd-ilibrary.org/environment/extended-producer-responsibility_9789264189867-en
52. Pervez, A. and K.Ahmade. 2013. Impact of solid waste on health and the environment. *Intl JI of Sustainable Development and Green Economics.* 2(1): 165-168.
53. Priya D., G. K. Mohi, and J. Chander. 2018. Biomedical waste management in India: Critical appraisal. *J Lab Physicians.* 10(1): 6–14.
54. Porta D., S. Milani, A.I. Lazzarino, C.A. Perucci and F. Forastiere. 2009. Systematic review of epidemiological studies on health effects associated with management of solid waste. *Environ Health.* 2009; 8:60.doi: 10.1186/1476-069X-8-60.
55. Ria, M., B. C. Rochim, A. Teguh, N. A. Istna, R. U Putri and M. J. Taherzadeh. 2019. Agricultural, Industrial, Municipal, and Forest Wastes: An Overview. pp. 1-22 *Sustainable Resource Recovery and Zero Waste Approaches* [ed.] Mohammad J. Taherzadeh, Kim Bolton, Ashok Pandey.Elsevier.ISBN: 9780444642837
56. Sabina, G., D. Elina, and B. Kristina. 2016. The effect of particle size distribution on hydraulic permeability waste mass. *Energy Procedia.* 95: 140 – 144.<https://doi.org/10.1016/j.egypro.2016.09.035>
57. Status and Trends in Spent Fuel and Radioactive Waste Management, International Atomic Energy Agency. No. NW-T-1.142018. 17-32.
58. Thareja P., B. Singh, S. Singh, D. Agrawal and P. Kaur 2015. Biomedical waste management: need for human civilization. *Indian JI. of Clinical Anatomy and Physiology.* 2(2): 66–73.DOI No:-10.18231,
59. Tojo, N. 2012.Development of the Collection and Recycling Systems for Small Waste Electrical and Electronic Equipment in Europe [in Japanese]*Material Cycles and Waste Mang. Res.* 23(4): 295-302.
60. Tondel, M., B. Persson and J. Carstensen. 1995. Myelofibrosis and benzene exposure. *Occup Med* 45: 51–52. doi: 10.1093/occmed/45.1.51
61. U.S. Environmental Protection Agency, Criteria for the Definition of Solid Waste and Solid and Hazardous Waste Exclusions. 2018. Available from: <https://www.epa.gov/hw/criteria-definition-solid-waste-and-solid-and-hazardous-waste-exclusions#tablesw>.
62. UN University. 2008 Review of Directive 2002/96 on Waste Electrical and Electronic Equipment (WEEE). Bonn, Germany, United Nations University, 2007. Available: http://ec.europa.eu/environment/waste/weee/pdf/final_rep.
63. Vallero D.A. and Geoffrey. 2019. Blight, in Waste (Second Edition), Mine Waste: A Brief Overview of Origins, Quantities, and Methods of Storage. pp. 129-151 *Waste (2nd Edition) A Handbook for Management.* Edi: Trevor Letcher Daniel Vallero. ISBN: 9780128150603
64. Vongdala, N., H.D. Tran, T.D. Xuan, R. Teschke and T.D. Khanh. 2019. Heavy metal accumulation in water, soil, and plants of municipal solid waste landfill in Vientiane, Laos. *Int. J. Environ. Res. Public Health.* 16(1): 22-28.DOI: 10.3390/ijerph16010022

65. Water, sanitation, hygiene, and waste management for the COVID-19 virus: interim guidance. Interim guidance. 23 April 2020.
66. Weiner, R. and M. Robin. 2003. Radioactive Waste. pp. 313-33. Environmental Engineering Butterworth-Heinemann 4th Edition [ed.] Weiner Ruth , Robin Matthews. ISBN: 9780750672948
67. Wilbur, S. D. Wohlers, S. Paikoff, L.S. Keith and O. Faroon. 2008. ATSDR evaluation of health effects of benzene and relevance to public health, Toxicology and Industrial Health. 24: 263–398. DOI: 10.1177/0748233708090910
68. Worrell, W.A., and P.A. Vesilind. 2011. Physical, Chemical, and Biological Properties of MSW pp. 30-56. Solid Waste Engineering, 2nd edition, Cengage Learning; Stamford: Dhaka, Bangladesh. ISBN-13: 978-1-4390-6215-9
69. www.europa.eu. 22 November 2008. "Directive 2008/98/EC of the European Parliament and of the Council of 19 November 2008 on waste and repealing certain Directives (Text with EEA relevance)"