
Quantitative Structure-property Relationship model Based on Artificial Neural Network

Abstract : Artificial neural network (ANN) has been widely researched and applied in chemical process, because of its parallel processing and excellent nonlinear mapping ability, with strong robustness and fault tolerance. By using artificial neural network to establish the model between the properties of mixture and its molecular structure, more accurate data can be predicted and obtained than those determined by experiment. This paper summarizes the development process of artificial neural network and analyzes the application of ANN in quantitative structure-property relationship model (QSPR). Finally, it is pointed out that artificial neural network combined with QSPR model to predict the properties of compounds or mixtures can shorten the experimental testing process, speed up the application of materials, so that researchers can better design and synthesize new substances and materials according to the required functions.

Key word: neural network, quantitative structure-property relationship, property estimation

1 Introduction

Quantitative structure-property relationship model is a property estimation method, the basic idea of which is that changes in molecular structure can reflect the changes in physical and chemical properties.[1] It is widely used in petroleum product development, ionic liquid research, drug design, and toxicity analysis of mixed pollutants. [2][6] QSPR model is based on chemical structure rather than experimental data to extract chemical information and it can be established without other empirical parameters, which makes it have a wide range of application and good prediction ability. What's more, the traditional study of QSPR focuses on the relationship between structure and properties of single component compounds, but in practice we often encounter the problem of dealing with multi-component mixtures. Compared with pure substance QSPR research, the properties of mixtures are determined by not only the structure of components in mixtures, but also

the content of each component and the interaction between components, which has many influencing factors and more complex relationship. [7]

Artificial neural network (ANN), an important module in the field of artificial intelligence, provides powerful technical support for the research of QSPR model of both pure compounds and mixture, due to its significant advantage such as parallel processing, distributed storage and fault tolerance, self-learning, self-organization and self-adaptation. [8][9] The QSPR model based on artificial neural network is simple to use and has high prediction accuracy. It has significant advantages compared with the traditional empirical model, which has complex process and complicated steps, and the group contribution method, which cannot show the influence of the surrounding environment on molecules. [1][10]

In this paper the development and the applied methods of artificial neural network is summarized, and the research progress of artificial neural network in quantitative structure-property relationship model is reviewed.

2 Artificial neural network and the operating principle

2.1 The development history and characteristics of neural network

The establishment of artificial neural network is based on the abstraction of human brain, imitating the structure and function of human brain to form different network according to different connection modes with strong information processing ability, which can be applied to deal with practical problems of multiple nodes and multiple output points. [11]

The research of Artificial Neural Network (ANN) began in the 1940s. In 1943, psychologist McCulloch and mathematical scientist Pitts [12] first proposed a simple Neural Networks model. The input and output are both binary numbers, and the input has fixed weights. Some logical relationships can be realized by using this simple network, which started the exploration of artificial neural network. In 1949, Hebb [13] first proposed a rule to adjust the connection weights of neural networks, which is usually called Hebb learning rule. The basic idea is that when two neurons are excited at the same time, their connection strength increases. In 1969, M. Minsky [14] pointed out that the function of simple linear perceptron is limited, and it cannot solve the classification problem of two kinds of linearly indivisible samples. To solve this problem, hidden

layer nodes must be added. But for multi-layer networks, how to find an effective learning algorithm is still a difficult problem to solve, so it put neural network research at a low ebb throughout the 1970s. By 1982, physicist Hopfield [14][16] published two articles on neural networks which aroused great repercussions. He proposed a feedback interconnection network and defined an energy function as a function of the state and connection weights of neurons, which could be used to solve associative memory and optimization problems, providing theoretical guidance for the construction and learning of artificial neural network. In 1986, Werbos et al. [17] analyzed and optimized the multi-layer back propagation algorithm with nonlinear continuous transfer function, namely BP algorithm, and proposed an effective algorithm for weight adjustment for the first time. In 2006, Hinton et al. [18] pointed out that high-dimensional data can be converted to low-dimensional codes by training a multilayer neural network with a small central layer to reconstruct high-dimensional input vectors and proposed an effective way of initializing the weights that allows deep autoencoder networks to learn low-dimensional codes, which brought the concept of “deep learning” to neural network researchers for the first time, which has been rapidly developed since then.

With the development of computer hardware and neural network theory, ANN has been widely applied to many fields, such as process optimization and control [19]-[20], automatic control and forecasting of power systems **Error! Reference source not found.**[21], medicine [24,**Error! Reference source not found.**], intelligent driving [26-28[27], fault diagnosis [29-31], image recognition [29]**Error! Reference source not found.**, signal Processing [35] and so on. Artificial neural network provides a new method for the problems that are difficult to solve by traditional technologies, improves the research efficiency, which is beneficial to the development of various fields.

There are various neural network models using different algorithms: back propagation neural network (BP), radial basis function neural network (RBFNN), self-organizing feature mapping network (SOM), counter propagation neural network (CPNN) and wavelet neural network (WNN), etc.[36[38] Among them, RBFNN and BP network is more and more widely used in chemical progress because of their simple optimization process and strong nonlinear fitting ability. This

paper will briefly introduce the operating principle of BP network and RBFNN, which are usually applied in establishing quantitative structure-property relationship model.

2.2 BP neural network

Error-back Propagation Network, abbreviated as BP neural network, is the most widely used neural network model in chemical research. BP network is a multi-layer forward network, which is divided into input layer, hidden layer and output layer. All layers are interconnected and there is no mutual connection between neurons in the same layer. The basic processing unit of BP network is nonlinear input-output relationship. Its structure is shown in Figure 1.

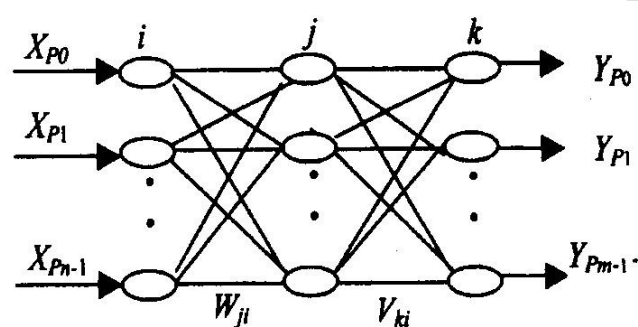


Figure 1 The basic structure of artificial neural network

X_P 、 Y_P represent the input signal and the output signal, i 、 j 、 k represent the number of layer, W_{ij} and V_{kj} represent the weight of each layer.

The standard BP neural network usually selects Sigmoid function as the activation function to simulate the characteristics of neurons.

$$f(x) = \frac{1}{1 + e^{-x}} \quad (1)$$

The learning process of BP algorithm consists of forward propagation and back propagation. In the process of forward propagation, the information enters the network from the input layer, and then processed by the hidden layer and transmitted to the output layer to obtain the predicted value, which is compared with the target value. The state of neurons in each layer only affects the state of the next layer. If the desired output cannot be obtained in the output layer, it will turn to back propagation and return the error signal along the original connection path. By modifying the connection weight between neurons in each layer, the error signal will be minimized.

2.3 RBF neural network

Radial basis function neural network (RBFNN) is also a commonly used neural network model,

which has the advantages of good approximation, simple optimization process and fast training speed. It has been widely used in QSPR research [39][40].

Similar to BP network, RBFNN is also a forward layered neural network, and its structure can be described by a three-layer network, as shown in Figure 1. The first layer is the input layer, which usually inputs the structural parameters of molecules, the second layer is the hidden layer, that is, the radial basis function layer, and the third layer is the output layer. The input layer only inputs information without other processing. The hidden layer is usually composed of a series of RBF functions, which usually include Gaussian function, spline function and quadratic function. The most commonly used RBF function is Gaussian function

$$h_j(x) = \exp(-||x - c_j||^2/r_j^2) \quad (2)$$

x is the input vector, j represents the number RBF function, $h_j(x)$ is the output of the RBF function, c_j is the center of the hidden layer node, and r_j is the radius of the RBF.

The main difference between the two is that BP network takes the inner product of weight and input as the net input of the network, while RBF network takes the Euclidean distance between the input vector of training samples and the weight vector of hidden layer nodes as the net input. Theoretically, RBFNN can approximate any continuous nonlinear function like BP network. When BP network is used for function approximation, the weight is adjusted by gradient descent method. This method has some disadvantages, such as slow convergence speed and local minimum, so there are certain application limitations. RBFNN is superior to BP network in this respect. Its best approximation ability makes it have good application value.

3 Establishment of QSPR Model with Artificial network

The prediction of novel fuel properties is an important application field of ANN-QSPR model. It has been a research hotspot in the fuel field to use advanced chemical and biological technology to research new alternative fuels to replace the diesel and gasoline fuels which will be exhausted, while reducing production costs and improving process output.

Kessler et al. [41] established an artificial neural network analyzing quantitative structure-property relationships model to predict the cetane number of furans and their derivatives in biofuels. Cetane number (CN) is one of the most important parameters for evaluating a fuel for

use in a diesel engine, a measure of the fuel's ignition quality. Ignition Quality Tester (IQT) is the traditional methods to determine CN, but the sheer number of potential fuel molecules makes testing prohibitive in terms of both cost and time.

Kessler adopts BP network approach since it relatively more robust across multiple molecular classes/families due to its nonlinear architecture, which allows for a representation of very complex relationships between input and output vectors in prediction of CN. The cetane number data used for the core data set was obtained from sets found in the NREL Compendium of Experimental Cetane Number Data [42] and other sources[Error! Reference source not found.. It contains 284 compounds in total. By the analysis of compound structures using MarvinSketch (ChemAxon Ltd.) [45] and the NCI online calculator [46], 1667 QSPR molecular descriptors was obtained, which was reduced to 15 to short the build-time of the artificial network networks and obtain better prediction accuracy in the following progress. The 15 QSPR molecular descriptors was selected to be the most influential descriptors in regards to CN prediction for this database using an iterative regression analysis technique, which is shown in Table 1.

Descriptor	Definition
Mor32e	3D MoRSE - Signal 32/Weighted by Sanderson electronegativity
ESpm05u	Spectral moment of order 2 from edge adjacency mat.
CIC1	Complementary Information Content Index (neighborhood symmetry of 1-order)
RDF035u	Radial Distribution Function - 035/unweighted
nROR	Number of ethers
nROH	Number of hydroxyl groups
L/Bw	Length-to-breadth ratio by WHIM
RDF090m	Radial Distribution Function - 090/weighted by mass
nHDon	Number of donor atoms for H-bonds (N and O)
RDF020p	Radial Distribution Function - 020/weighted by polarizability
nOHp	Number of primary alcohols
EEig08x	Eigenvalue n. 8 from augmented edge adjacency mat. weighted by bond order
O-059	Al-O-Al/Atom-centered fragments
G3s	3rd component symmetry direction WHIM index/weighted by l-state
GATS8m	Geary autocorrelation of lag 8 weighted by mass

Table 1 Glossary of Descriptor Terminology[41].

They build an artificial neural network includes the 15 molecular descriptors as input data, two

hidden layers of 32 neurons each, and a single output (CN). Two hidden layers, rather than one, are used in order to capture the highly nonlinear relationship between QSPR descriptors and CN. And the Levenberg-Marquardt backpropagation involving stochastic gradient descent was chosen as the learning method. The optimization function used for the regression was the mean squared error function, where the network converges to the point of least error relative to the core data set as a whole.

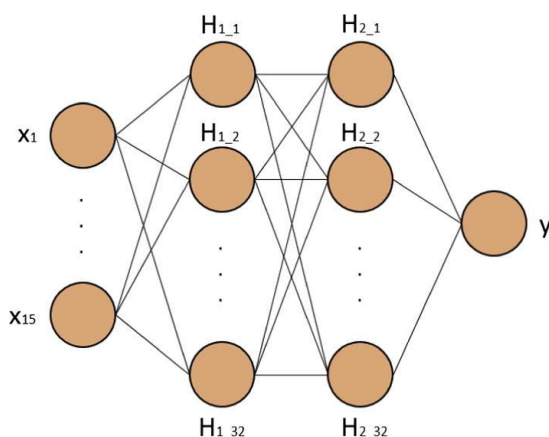


Fig 2 Model architecture including inputs (x_1 - x_{15}), two hidden layers of 32 neurons, and an output [41].

The database is divided into three parts for network learning, validation and testing, accounting for 65%, 25% and 10% respectively. ANN is trained according to the data set and adjusts network parameters according to the RMSE value between the predicted value and the experimental value, until there was no significant improvement in the performance of the validation proportion. Finally, five optimal ANN structures are selected. By averaging the predicted values of the five networks, the result is closer to the real CN, and the overall REMS decreases. The simulation diagram illustrating the construction of build sets is shown in Fig 3.

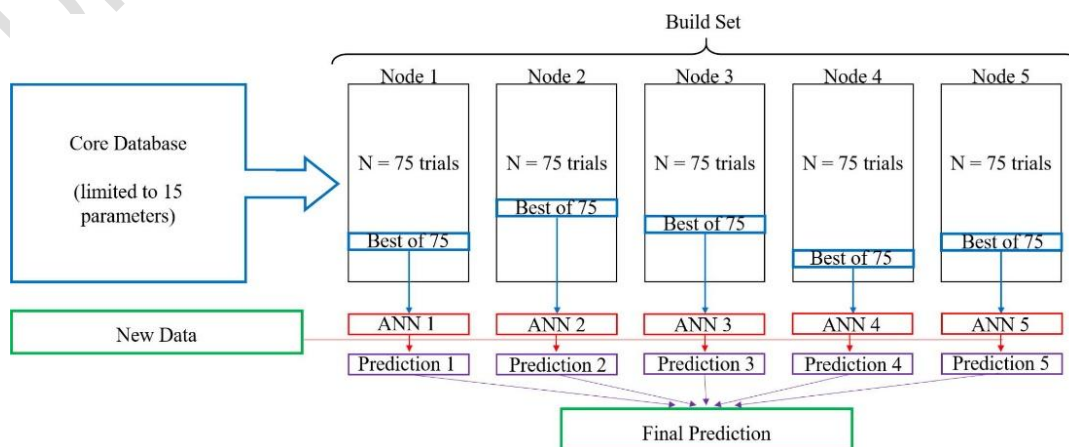


Fig 3 Simulation diagram of the build set construction procedure[41].

The cetane values of seven furan compounds were predicted by the artificial neural network model, and compared with the data obtained from the experiment, the results show that the overall RMSE of the model based on the core data set was 7.60 CN units with the maximum absolute error was 18.78 CN, which is less than satisfactory. Next, an expanded data set was created by adding experimental results for six of the seven furanic compounds to the core data, and the network is retrained using this expanded data set by the same way. The average absolute error between experimental and predicted cetane numbers for the furanic compounds improved to 3.86 CN units, with a maximum absolute error of 7.52 CN units. This represents an improvement of 49.21% when using the expanded data set over the core data set. This validates the hypothesis that a targeted expansion of the input data set can extend the applicability of the model to new molecular classes.

After verification, the model was able to predict CN for other molecules, including furanic compounds, biomass-derived hydrocarbons, and fatty acid methyl esters within a 95% confidence interval for the biofuel species for which reliable published values could be found. It shows that QSPR model based on artificial neural network provides a convenient and reliable way to predict the novel fuel properties and determine the CN value of some compounds, which is a strong support for the research of biomass fuel.

Qin et al. [47] established a quantitative structure-property relationship model of organic mixtures to predict the flash point of binary organic mixtures based on artificial neural network. Flash point (FP) refers to the lowest temperature at which the vapor pressure of a liquid corresponds to a combustible concentration, and is usually used to characterize the danger of a liquid's susceptibility to fire and explosion. [48] The flash point of flammable organic liquids has been studied widely. It is very easy to determine the flash point of a single component organic liquid, which can be found easily from literature or database. However, the actual work encountered more liquid organic mixtures. Due to the complexity of mixtures and the high cost of analytical methods, the determination of flash points in liquid organic mixtures is still a difficult task. **Error! Reference source not found.****Error! Reference source not found.**

In this study, flash point QSPR models of 288 binary organic mixtures were established based on RBF neural network. Experimental flash point values of the studied samples were obtained from

references [48]. An electro-topological state index (ETSI) [52][53], which has been widely used in QSPR research, is used as the descriptor of the mixture (the independent variable of the model). The descriptors of mixtures were established by weighted summation of 9 elements in the ETSI parameters of 18 compounds.

The five ETSI parameters screened by stepwise regression were used as input variables to establish a new RBF neural network with a structure of 5-37-1, i.e., 5 input layer nodes, 37 hidden layer nodes and 1 output layer node, with FP as output variables. The 288 mixed samples were divided into two groups. The first group was composed of 255 mixed samples for the training of neural networks, and the second group contained 73 mixed samples as the test group. The prediction performance of the developed model is also evaluated by k-fold cross validation [54]. In the design of RBF neural network, the center and width of basis function are selected first, and then the weight of connections between neurons is optimized. Random sampling and k-means method are commonly used to select the center of the basis function. Pseudo-inverse algorithms are used to form the weights of connections between neurons in the hidden layer and the output layer. The error function RMSRE is used to monitor and control this learning process.

After the training of the RBF-ANN model, the network parameters with minimum RMSRE value are obtained. The flash points of 73 mixtures in group II were predicted using the established neural network model, and the predicted flash points were plotted against the experimental values, as shown in Figure 4. The RMSRE of the FP prediction of the 73 mixtures was 1.86, with an average relative error of 1.44%. In the k-fold cross validation, the predicted RMSRE of flash point values of 215 mixtures in group I was 1.11, with an average relative error of 0.87%, which is also shown in the figure. The results show that applied RBF-ANN model with ETSI, stepwise regression are promising methods to establish QSPR of FP values for binary organic mixtures.

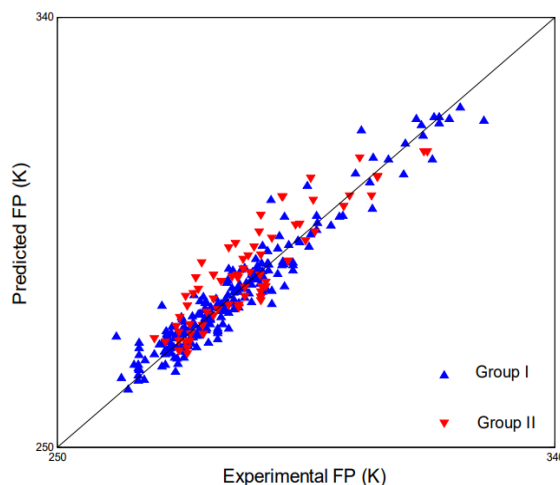


Figure 4 Plot of predicted versus experimental values of RBF-ANN 1[47].

Zhu et al. [55] exploring QSPR models for predicting PUF-air partition coefficients of organic compounds with ANN approaches. In this study, 6 descriptors were selected for QSPR model construction and through the back propagation-learning algorithm, ANN-QSPR model was evaluated by the SPSS software. The models are confined to 6-3-1 structure, which considered the three hidden nodes (parameter size) and the learning rate of 0.01 (parameter). As shown in Figure 5, the prominent character for developed ANN model showed satisfactory goodness-of-fit in the observed and predicted $\log K_{\text{PUF-air}}$, which demonstrate the ANN- QSPR model occupied preferable prediction performance and can be used as an efficient tool to predict $\log K_{\text{PUF-air}}$.

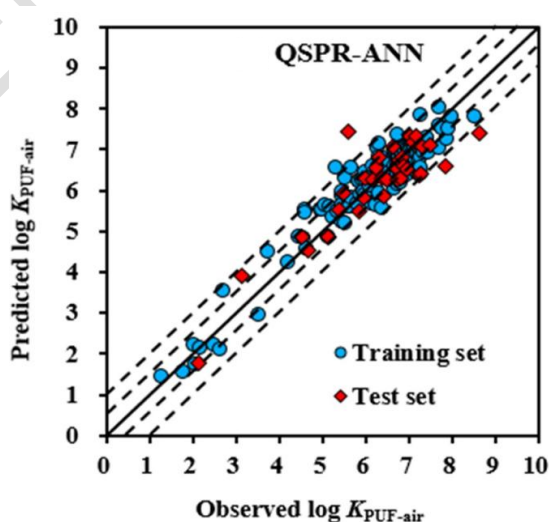


Figure 5. Plots of the predicted versus observed for $\log K_{\text{PUF-air}}$ by QSPR-ANN [55].

Adriel et al. [56] used a combined ANN-QSPR methodology to model the mixing energy of solutions using COSMO molecular descriptors. A three-layered feedforward ANN was used in this work. The hyperbolic tangent was selected as the activation function for each neuron in the hidden layer. While, for the input layer, a linear activation function was set. The ANN-QSPR procedure was successfully applied for the prediction of model parameters based on deduced molecular descriptors. The estimations of mixing enthalpies are in good agreement with experimental data, showing $RMSE \in (26.27, 32.9)/J \cdot mol^{-1}$. Hassanzadeh et al. [57] applied a combination of RBFN and GA to build a quantitative structure-property relationships model to predict the adsorption coefficients of 40 small molecules on the surface of multi-walled carbon nanotubes. RBFN is used to construct QSPR model and GA is used to optimize the numerical values of RBFN centers. The accuracy and predictive ability of the model evaluated using internal and external procedures are satisfactory, providing a powerful tool in the research of the adsorption mechanism of organic compounds on carbon nanotubes.

4 Conclusion and Outlook

As a kind of nonlinear model, Artificial neural network has unique learning ability and automatic modeling function, and has extremely high solving ability for nonlinear problems. Its' fitting effect is obviously better than that of previous multiple linear models. Quantitative structure-property study is currently one of the most active fields of application of artificial neural network. The combination of the artificial neural network model and the QSPR method, has important significance in the analysis of the biomass fuel, prediction of the risk of dangerous chemical properties (such as flash point, ignition point, etc.), the estimation of thermodynamic properties (such as heat generation and formation enthalpy, etc.) and the study and prevent of the harm of industrial poisons.

In the process of application, researchers found that the directional expansion of the original data set of molecular physicochemical properties can make the neural network model better applied to the research target field. And the screening of molecular descriptors with higher correlation with the results by means of stepwise regression can make the convergence rate of neural network faster and improve the prediction accuracy.

However, the "black box" problem of artificial neural network model and over fitting problem makes some obstacles in the application process. The improvement of these problems depends on developments in neuroanatomy and related mathematic and the accumulation of the application experience. At the same time, the quantitative description of mixtures has been a difficult problem in QSPR research for a long time. The current QSPR research still lacks effective descriptors to describe the chemical information of mixtures. It is also important to consider how to choose and obtain more accurate molecular descriptors and establish a more broadly applicable ANN-QSPR model of mixtures.

COMPETING INTERESTS DISCLAIMER:

Authors have declared that no competing interests exist. The products used for this research are commonly and predominantly use products in our area of research and country. There is absolutely no conflict of interest between the authors and producers of the products because we do not intend to use these products as an avenue for any litigation but for the advancement of knowledge. Also, the research was not funded by the producing company rather it was funded by personal efforts of the authors.

Reference

- [1] Katritzky A R, Lobanov V S, Karelson M. QSPR: The correlation and quantitative prediction of chemical and physical properties from structure[J]. Chem Soc Rev, 1995, 24(4): 279–287
- [2] Tian DY, Lin ZF, Yu JQ, et al. Influence factors of multicomponent mixtures containing reactive chemicals and their joint effects[J]. Chemosphere, 2012, 88(8):994~1000.
- [3] Muratov E N, Varlamova E V, Artemenko A G. Existing and developing approaches for QSAR analysis of mixtures[J]. Molecular Informatics, 2012, 31(3-4):202~221.
- [4] Lashkarblooki M, Hezave A Z, Al-Ajmi A M, et al. Viscosity prediction of ternary mixtures containing ILs using multi-layer perceptron artificial neural network[J]. Fluid Phase Equilibria, 2012, 326:15~20.
- [5] Kapur G S, Ecker A, Meusinger R. Establishing Quantitative Structure–Property Relationships (QSPR) of Diesel Samples by Proton-NMR & Multiple Linear Regression (MLR) Analysis[J]. Energy Fuels, 2001, 15(4):943~948.

-
- [6] Kardamakis A A, Pasadakis N. Autoregressive modeling of near-IR spectra and MLR to predict RON values of gasolines[J]. *Fuel*, 2010, 89(1):158~161.
- [7] Zhang PF, Pan Y, Guan J, et al. Prediction of Octane Number for Ethanol—Primary Reference Fuel Mixtures Based on Quantitative Structure-Property Relationship Studies for Mixtures[J]. *Acta Petrolei Sinica(Petroleum Processing Section)*, 2018, 34(1):175-181.
- [8] Li C, Wang C. Application of artificial neural network in distillation system: A critical review of recent progress[J]. *Asian Journal of Research in Computer Science*, 2021, 11(1): 8-16.
- [9] Li J. The application and development trend of artificial neural network in petrochemical enterprises [J]. *Petrochemical design*, 2020, 37(2):53-58.
- [10] Murugan R, Grendze M P, et al. ChemInform Abstract: Predicting Physical Properties from Molecular Structure[J]. *ChemInform*, 1994, 25(44).
- [11] Dong J, Hu SX. Research progress and prospect of chaotic neural networks[J]. *Information and control*, 1997 (5): 41-49,59.
- [12] McCulloch W S, Pitts W. A logical calculus of the ideas immanent in nervous activity[J]. *The bulletin of mathematical biophysics*, 1943, 5(4):115-133.
- [13] Hebb D O. *The organization of behavior: A neuropsychological theory*[M]. New York: John Wiley and Sons, Inc., 1949.
- [14] MINSKY M, PAPERT S. *Perceptions* [M]. Oxford: MIT Press, 1969:57-89.
- [15] Hopfield J J. Neural networks and physical systems with emergent collective computational abilities [J]. *Proceedings of the National Academy of Science*, 1982, 79(8): 2254-2558.
- [16] Hopfield J J. Neurons with graded response have collective computational properties like those of two-state neurons[J]. *Proceedings of the National Academy of Sciences of the United States of America*, 1984, 81(10):3088-3092
- [17] Werbos PJ. Backpropagation through time: what it does and how to do it[J]. *Proceedings of the IEEE*, 1990, 78(10): 1550-1560.
- [18] Hinton GE, Salakhutdinov RR. Reducing the Dimensionality of Data with Neural Networks[J]. *Science*, 2006, 313(5786):504.
- [19] Gao J, Xu Y, Barreiro-Gomez J, Ndong M, Smyrnakis M, Tembine H. (September 5th 2018) *Distributionally Robust Optimization*. In Jan Valdman, *Optimization Algorithms*, IntechOpen. DOI: 10.5772/intechopen.76686. ISBN: 978-1-78923-677-4.

-
- [20] Mo R, Wang H. Application of Neural Network Algorithm in Optimal Control of Ethylene Distillation Tower, *Asian Journal of Research in Computer Science*, 2021, 9(2): 19-29.
- [21] Liang F, Zhang T. Research on Chemical Process Optimization Based on Artificial Neural Network Algorithm, *Asian Journal of Research in Computer Science*, 2021, 12(4): 12-24.
- [22] Silva A M L D , Filho M B D C , Queiroz J F D . State forecasting in electric power systems[J]. *Generation, Transmission and Distribution* [see also *IEEE Proceedings-Generation, Transmission and Distribution*], *IEEE Proceedings C*, 1983, 130(5):237-244.
- [23] Gao J, Chongfuangprinya P, Ye Y, Yang B. "A Three-Layer Hybrid Model for Wind Power Prediction," 2020 IEEE Power & Energy Society General Meeting (PESGM), Montreal, QC, 2020, pp. 1-5, doi: 10.1109/PESGM41954.2020.9281489.
- [24] Minami H, Shimokata K, Saka H, et al. Phase I clinical and pharmacokinetic study of a 14-day infusion of etoposide in patients with lung cancer[J]. *Journal of Clinical Oncology Official Journal of the American Society of Clinical Oncology*, 1993, 11(8):1602.
- [25] Almarzouqi A, Aburayya A, Salloum S A, Determinants of intention to use medical smartwatch-based dual-stage SEM-ANN analysis[J]. *Informatics in Medicine Unlocked*, 2022, 28:100859.
- [26] Parvin S , Rozario L J , Islam M E . Vision-Based On-Road Nighttime Vehicle Detection and Tracking Using Taillight and Headlight Features[J]. *Journal of Computer and Communications*, 2021, 09(3):29-53.
- [27] Gao J, Tembine H. Distributed Mean-Field-Type Filter for Vehicle Tracking, in *American Control Conference (ACC)*, Seattle, WA, May 2017.
- [28] Liang S , Chen C , Zou G . Intelligent driving system of robot based on computer vision and neural network algorithm[J]. *Journal of Intelligent and Fuzzy Systems*, 2020, 38(2):1-12.
- [29] Wang H, Chen Y. Research on Application of Artificial Neural Network in Fault Diagnosis of Chemical Process, *Asian Journal of Chemical Sciences*, 2021, 10(4): 90-97.
- [30] Li B, Chow MY, Tipsuwan Y, et al. Neural-network-based motor rolling bearing fault diagnosis[J]. *IEEE Transactions on Industrial Electronics*, 2000, 47(5):1060-1069.
- [31] Zhang Y, Ding X, Liu Y, et al. An artificial neural network approach to transformer fault diagnosis[J]. *IEEE Transactions on Power Delivery*, 1996, 11(4):1836-1841.
- [32] Zhang Z, Zheng L, Yang H, et al. Design and Analysis of a Novel Integral Recurrent Neural Network for Solving Time-Varying Sylvester Equation[J]. *IEEE Transactions on Cybernetics*, 2019, PP(99):1-15.
- [33] Shi F, Gao J, Huang X. An affine invariant approach for dense wide baseline image matching.

- [34] Miao P, Fan L, Zhang D. Two New Finite-time Convergence Criteria and Application to Solve Time Varying Sylvester Equation and Pseudo-inverse of a Matrix[J]. International Journal of Control, Automation and Systems, 2021:1-8.
- [35] Gao J, Chakraborty D, Tembine H and Olaleye O. Nonparallel Emotional Speech Conversion. INTERSPEECH 2019, Graz, Austria, September 2019.
- [36] Kumar K, Adeloye A J, et al. Neural computing modelling of the crop water stress index[J]. Agricultural Water Management, 2020, 239:106259.
- [37] Hamed H H Aly. A proposed intelligent short-term load forecasting hybrid models of ANN, WNN and KF based on clustering techniques for smart grid[J]. Electric Power Systems Research, 2020,182:106191.
- [38] Hertrich J, Neumayer S, Steidl G. Convolutional proximal neural networks and Plug-and-Play algorithms[J]. Linear Algebra and its Applications, 2021, 631:203-234.
- [39] Luan F, Zhang XY, et al. QSPR study of permeability coefficients through low-density polyethylene based on radial basis function neural networks and the heuristic method[J]. Computational Materials Science, 2006, 37(4):454-461.
- [40] Qi J, Sun CH, Wei J, et al. Comparison of Genetic Algorithm Based Support Vector Machine and Genetic Algorithm Based RBF Neural Network in Quantitative Structure-Property Relationship Models on Aqueous Solubility of Polycyclic Aromatic Hydrocarbons[J]. Procedia Environmental Sciences, 2010, 2:1429-1437.
- [41] Kessler T, Sacia E R, et al. Artificial neural network based predictions of cetane number for furanic biofuel additives[J]. Fuel, 2017, 206(15):171-179.
- [42] Yanowitz J, Ratcliff MA, McCormick RL, Taylor JD, Murphy MJ. Compendium of Experimental Cetane Numbers[R], NREL TP-5400-61693, 2014.
- [43] Taylor J, McCormick R, Clark W. Report on the relationship between molecular structure and compression ignition fuels[R]. NREL Technical Report, 2004.
- [44] Saldana DA, Starck L, Mougin P, Rousseau B, Pidol L, Jeuland N, et al. Flash point and cetane number predictions for fuel compounds using quantitative structure property relationship (QSPR) methods[J]. Energy & Fuels, 2011, 25(9):3900–3908.
- [45] MarvinSketch, Version 15.10.19.0, 2015. ChemAxon
- [46] C. G. C. T. and U. Services and Ihlenfeldt WD. Online SMILES Translator and Structure File Generator, 2011.
- [47] Qin YC. Study on Quantitative Structure Properties Relationship of Organic Mixtures Based on Artificial Neural Network[D]. Shanxi: Xi'an Shiyou University, 2018.
- [48] Pan Y, Cheng J, Song XY, et al. Flash points measurements and prediction for binary miscible mixtures[J]. Journal of Loss Prevention in the Process Industries, 2015, 34:56-64.
- [49] Débora Costa do Nascimento, Natália Daniele Dorighello Carareto et al. Flash point prediction with UNIFAC type models of ethylic biodiesel and binary/ternary mixtures of FAEs[J]. Fuel,

2020, 281:118717.

- [50] Lakzian K, Hosseiniallahchal S, et al. Flash point prediction of binary totally and partially miscible water-alcohol mixtures by cubic-plus-association (CPA) equation of state[J]. *Thermochimica Acta*, 2020, 691:178719.
- [51] Wang R, Jiang JC, Pan Y, et al. Prediction of impact sensitivity of nitro energetic compounds by neural network based on electrotopological-state indices[J]. *Journal of Hazardous Materials*, 2009, 166(1):155-186.
- [52] Contrera J F, Matthews E J, Kruhlak N L, et al. In silico screening of chemicals for bacterial mutagenicity using electrotopological E-state indices and MDL QSAR software[J]. *Regulatory Toxicology & Pharmacology*, 2005, 43(3):313-3231.
- [53] Huuskonen J, Rantanen J, Livingstone D. Prediction of aqueous solubility for a diverse set of organic compounds based on atom-type electrotopological state indices[J]. *European Journal of Medicinal Chemistry*, 2000, 35(12):1081~1088.
- [54] Wei J, Chen H. Determining the number of factors in approximate factor models by twice K-fold cross validation[J]. *Economics Letters*, 2020,191:109149.
- [55] Zhu TY, Cu LM, et al. Exploring QSPR models for predicting PUF-air partition coefficients of organic compounds with linear and nonlinear approaches[J]. *Chemosphere*, 2021, 266:128962.
- [56] Sosa A, Ortega J, et al. Development of a method to model the mixing energy of solutions using COSMO molecular descriptors linked with a semi-empirical model using a combined ANN-QSPR methodology[J]. *Chemical Engineering Science*, 2020,224:115764.
- [57] Hassanzadeh Z, Kompany-Zareh M, et al. Combining radial basis function neural network with genetic algorithm to QSPR modeling of adsorption on multi-walled carbon nanotubes surface[J]. *Journal of Molecular Structure*, 2015,1098:191-198.