

# **Effect of Slag based gypsum on nutrient uptake and yield of rice (*Oryza sativa* L.) in an alkaline soil**

## **ABSTRACT**

A pot culture study was undertaken to study the effect of slag based gypsum as a source of nutrient to the rice crop in an alkaline soil. The treatments included recommended dose of fertilizer (RDF) as control, 450, 600, 750 and 900 kg ha<sup>-1</sup> of slag based gypsum (SBG) along with RDF. The treatments were replicated thrice and complete randomized design (CRD) was followed for statistical analysis. The results revealed that application of 750 kg SBG ha<sup>-1</sup> recorded significantly higher rice grain (8.85 g pot<sup>-1</sup>) and straw (9.00 g pot<sup>-1</sup>) yield when compared with other treatments. Further, application of 750 kg SBG ha<sup>-1</sup> recorded higher N (137.68 mg pot<sup>-1</sup>), P (48.37 mg pot<sup>-1</sup>) and K (45.38 mg pot<sup>-1</sup>) uptake by rice grain and also a significantly higher exchangeable Ca (12.19 c mol (p<sup>+</sup>) kg<sup>-1</sup>) and Mg (12.93 c mol (p<sup>+</sup>) kg<sup>-1</sup>) in post-harvest soil. Whereas, application of 900 kg SBG ha<sup>-1</sup> recorded higher N (75.64 mg pot<sup>-1</sup>), P (17.95 mg pot<sup>-1</sup>) and K (49.78 mg pot<sup>-1</sup>) uptake by rice straw and also higher pH (8.95), EC (1.28 dS m<sup>-1</sup>), available N (160.53 kg ha<sup>-1</sup>) and available S (182.50 kg ha<sup>-1</sup>) in post-harvest soil. Moreover, application of 900 kg SBG ha<sup>-1</sup> was also reported to give higher micronutrient uptake and availability in post-harvest soil of our studies.

**Keywords:** Slag based gypsum, rice, yield, nutrient uptake

## **1. INTRODUCTION**

Rice (*Oryza sativa* L.) is one of the most important cereal crops grown in wide range of climatic zones to nourish the mankind (Singh *et al.*, 2016). More than two third of the population in India consumes rice as their staple food. Rice is a means of livelihood for millions of rural household and plays a vital role in our national food security. United States Department of

Agriculture (USDA) estimates that the world rice production in 2020-21 will be 501.96 million metric tonnes (MMt). India grows rice in 43 million hectares (Mha) with production of 112 million tons (Mt) of milled rice and average productivity of  $2.6 \text{ t ha}^{-1}$  (Pathak *et al.*, 2020).

Rice yields are affected mostly as a result of imbalance in fertiliser use, soil deterioration, cropping systems used, and a scarcity of rice genotypes appropriate for low moisture environments (Prakash, 2010). For regular rice cultivation, over 30 per cent of the 40 Mha used for rice production recorded high salt concentration (Sharma *et al.*, 2011). When compared to normal soil, rice production losses from salt-affected soils ranged from 36 to 69 per cent, with an overall average loss of 48 per cent (Qadir *et al.*, 2014). Sodic soils diminish calcium (Ca) availability while also impeding Ca transport and mobility to plant growth parts, lowering the quality of both vegetative and reproductive parts (Murillo-Amador *et al.*, 2006).

Gypsum is a rich source of calcium (Ca) and sulphur (S) and is widely used for agronomic and environmental purposes (Prakash *et al.*, 2021). In alkali soils, using gypsum as a source of  $\text{Ca}^{2+}$  ions replaces sodium ( $\text{Na}^+$ ) in the exchangeable complex. It also combines with sodium carbonate to generate sodium sulphate, a highly soluble neutral salt that does not contribute to high pH levels (Levy and Shainberg, 2005). The majority of gypsum used in agriculture is obtained and applied from naturally mined sources. This can result in depletion of natural resources. However, synthetic gypsum (SBG) made from industrial waste, such as LD slag, can be useful in this case for effective natural gypsum conservation.

Steel slag formed as a byproduct of the Linz-Donawitz (LD) process in the steel industry is known as LD slag. It contains Ca-bearing silicates and a minor amount of free lime, as well as metallic iron (Ashrit *et al.*, 2015). SBG is a gypsum made by Tata Steel Limited's chemical laboratory using –60 mesh LD slag fines. In addition to Ca and S, SBG is a good source of both required plant nutrients (Fe, Mn, Zn, P) and beneficial elements like Si (Prakash *et al.*, 2020). The use of SBG as a fertiliser source in agriculture will allow the steel industry's LD slag to be reused, boosting the pollution control business. However, its usage in agriculture on small and large scale is very much limited. Hence, the present study was conducted to study the effect of SBG as a source of nutrients to the rice crop in an alkaline soil.

## 1. MATERIAL AND METHODS

### 2.1 Soil characteristics

Bulk soil was collected from Chamarajanagara district of Karnataka (Southern dry zone). The bulk soil was then air dried, crushed, powdered, and sieved through a 2.0 mm sieve to be used in pot culture. Soil pH and electrical conductivity (EC) were measured in a suspension of 1:2.5 soil: water ratio (Jackson, 1973). Soil textural class was determined by following the International Pipette method (Jackson, 1973). Plant available N was determined by the alkaline potassium permanganate method (Subbiah and Asija, 1956). Estimation of available phosphorus pentoxide ( $P_2O_5$ ) was done by Olsen's method (Olsen *et al.*, 1954). Available potassium ( $K_2O$ ), exchangeable Ca and Mg were extracted by using neutral normal ammonium acetate. Available  $K_2O$  was analysed by using flame photometry (Jackson, 1973) and exchangeable Ca and Mg were determined by complexometric titration method (Baruah and Barthakur 1997), available S by turbidimetric method (Williams and Steinbergs, 1959). DTPA extractable micronutrients (Fe, Mn, Cu, and Zn) were determined according to Lindsay and Norvell (1978) by using atomic absorption spectrophotometer (PinAAcle 900F Flame High Sen US IVD). The initial properties of the experimental soil are given in Table 1.

**Table 1: Initial properties of the experimental soil**

Parameter	
pH (1:2.5; soil: water)	9.04
EC ( $dS\ m^{-1}$ )	0.34
Particle size distribution (%)	
Sand	42.60
Silt	5.69
Clay	51.70
Textural Class	Clay
Soil taxonomy	<i>Vertic Haplustepts</i>
Avail. Nitrogen ( $kg\ ha^{-1}$ )	173.6
Avail. $P_2O_5$ ( $kg\ ha^{-1}$ )	47.87
Avail. $K_2O$ ( $kg\ ha^{-1}$ )	542.98
Exch. Ca ( $c\ mol\ (p^+)\ kg^{-1}\ soil$ )	11.95
Exch. Mg ( $c\ mol\ (p^+)\ kg^{-1}\ soil$ )	12.85
Avail. S (ppm)	61.56
Fe ( $mg\ kg^{-1}$ )	39.25
Mn ( $mg\ kg^{-1}$ )	21.38
Cu ( $mg\ kg^{-1}$ )	4.27
Zn ( $mg\ kg^{-1}$ )	2.76
Acetic Acid Silicon ( $mg\ kg^{-1}$ )	76.25
$CaCl_2$ Silicon ( $mg\ kg^{-1}$ )	53.05

## 2.2 Plant analysis

The rice crop was harvested after maturity stage and dried in an open air. The air dried plant samples were then threshed to separate the grain from straw. The straw and grain samples were washed with distilled water and dried in oven at 70°C to obtain a constant weight. The dried

grain and straw samples were weighed for the yield calculation. The samples were then cut into smaller pieces and powdered. Powdered plant sample (0.1 g) was pre-digested with 7 mL HNO<sub>3</sub> (70%) and 3 mL H<sub>2</sub>O<sub>2</sub> (30%) in PTFE (Poly Tetra Fluoro Ethylene) vessels and later digested using a microwave digester (Milestone- START D) at 150°C. The digested samples were used to determine nutrient content following the standard procedures.

### 2.3 Pot culture experiment

A pot culture experiment was conducted with rice as test crop in an alkaline soil at Department of Soil Science and Agricultural Chemistry, UAS, Bengaluru, Karnataka during *Kharif* 2019. The experiment was laid out in complete randomized design (CRD) with five treatments and three replications. The treatments included recommended dose of fertilizer (RDF) (100: 50: 50 as N: P<sub>2</sub>O<sub>5</sub>: K<sub>2</sub>O kg ha<sup>-1</sup>) as control and four graded dose of SBG (450, 600, 750 and 900 kg SBG ha<sup>-1</sup>) along with RDF were used. The SBG as per the treatment details were weighed for 15 kg soil (three replications) then mixed thoroughly with the soil and filled in each pots with 5 kg of these mixture. Twenty one days old two rice seedlings of variety Gangavathi Sona was transplanted to each pot and submerged condition was maintained. RDF was applied in solution form after two days of transplanting. Nitrogen (N) as urea was applied in three split doses viz. basal, tillering and panicle initiation stage. Phosphorus (P) and potassium (K) were applied as basal dose in the form of diammonium phosphate (P<sub>2</sub>O<sub>5</sub>) and muriate of potash (K<sub>2</sub>O), respectively.

### 2.4 Source of gypsum and its composition

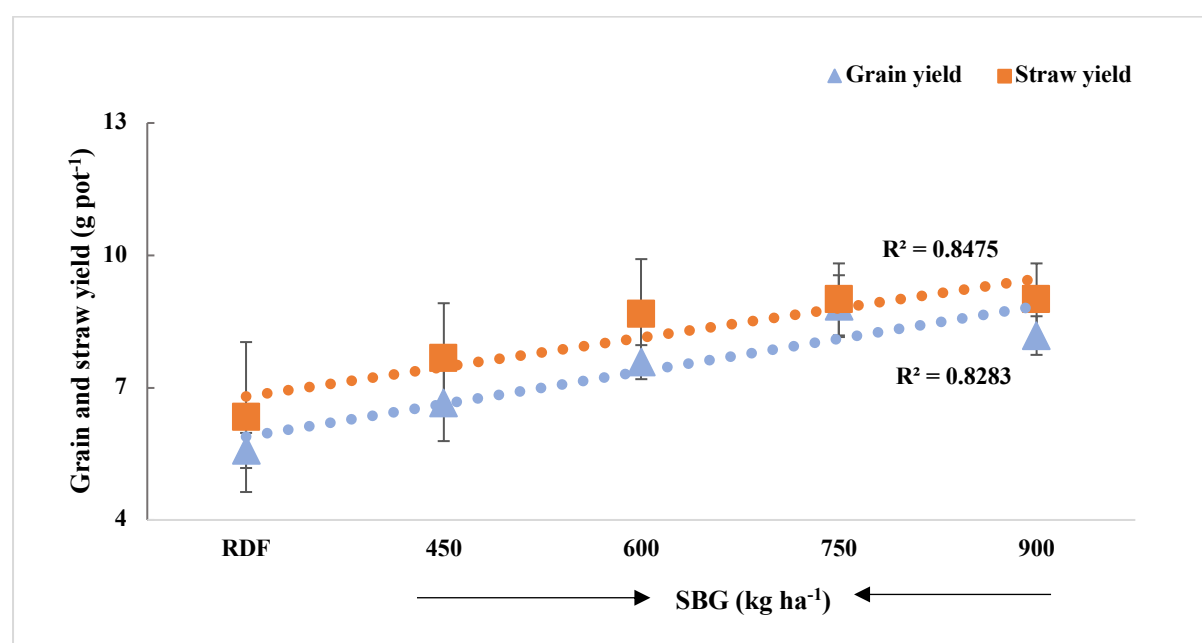
The gypsum used in our study was SBG which was produced from the TATA steel Ltd. Jamshedpur, Jharkhand. It contains around 22.65 % of Ca, 16.91 % of SO<sub>4</sub>-S and 3.41 % of Si as SiO<sub>2</sub> (Prakash *et al.*, 2020). The particle size of SBG varies from 1.8 to 500 µm; the volume under 1.8 µm is 5.41 % and that under 500 µm is 99.99 % (Ashrit *et al.*, 2015).

### 2.5 Statistical analysis

The statistical analysis of the data was carried out by using standard statistical method of analysis of variance (Panse and Sukhatme, 1985) and treatment means were compared using the Duncan's multiple range test (DMRT) at  $P \leq 0.05$  probability level.

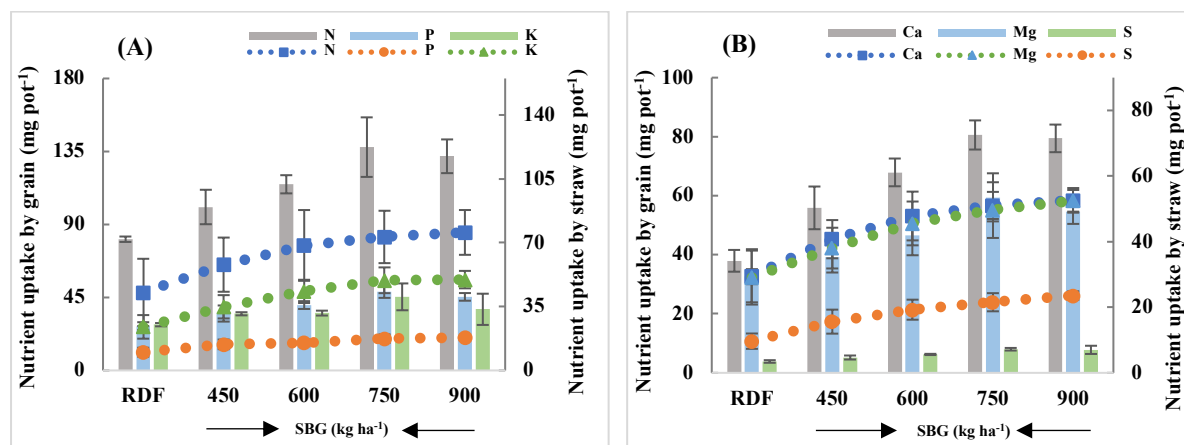
## 2. RESULTS AND DISCUSSION

In general, there was a linear increase in grain and straw yield of rice with the application of graded levels of SBG along with RDF (Fig. 1). Grain yield ranged from 5.58 to 8.85 g pot<sup>-1</sup> and was recorded highest with the application of 750 kg SBG ha<sup>-1</sup>. However, application of both 750 and 900 kg SBG ha<sup>-1</sup> recorded significantly higher (9.00 g pot<sup>-1</sup>) straw yield.

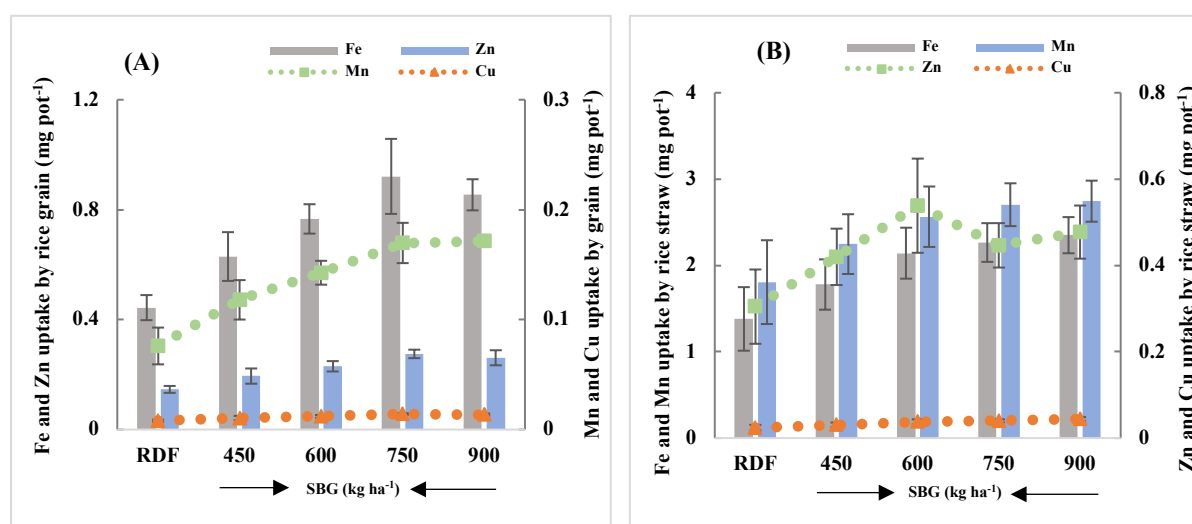


**Fig. 1** Effect of slag based gypsum application on rice grain and straw yield.

Application of various levels of SBG significantly increased the major nutrients uptake by both rice grain and straw (Fig. 2). Highest N (137.68 mg pot<sup>-1</sup>), P (48.37 mg pot<sup>-1</sup>) and K (45.38 mg pot<sup>-1</sup>) uptake by rice grain was recorded with the application of 750 kg SBG ha<sup>-1</sup>. Whereas, Application of 900 kg SBG ha<sup>-1</sup> recorded significantly higher N (75.64 mg pot<sup>-1</sup>), P (17.95 mg pot<sup>-1</sup>) and K (49.78 mg pot<sup>-1</sup>) uptake by rice straw. Similarly, secondary nutrients were significantly influenced with the application of graded levels of SBG and recorded highest grain uptake of Ca (80.58 mg pot<sup>-1</sup>), Mg (59.45 mg pot<sup>-1</sup>) and S (7.99 mg pot<sup>-1</sup>) with the application of 750 kg SBG ha<sup>-1</sup> (Fig. 2). However, the treatments receiving 900 kg SBG ha<sup>-1</sup> recorded highest Ca (52.59 mg pot<sup>-1</sup>), Mg (52.45 mg pot<sup>-1</sup>) and S (23.55 mg pot<sup>-1</sup>) uptake by rice straw. Further, application of 900 kg SBG ha<sup>-1</sup> recorded higher micronutrient uptake by both rice grain and straw (Fig. 3).



**Fig. 2** Effect of slag based gypsum application on uptake of (A) Major nutrient and (B) Secondary nutrient.



**Fig. 3** Effect of SBG application on micronutrient uptake by rice (A) Grain and (B) Straw.

There was a significant increase in soil pH and EC with the application of various levels of SBG (Table 2). Significantly higher soil pH (8.95) and EC (1.28 dS m<sup>-1</sup>) was recorded with the application of 900 kg SBG ha<sup>-1</sup>. There was an increase of 8.29 per cent in soil pH over control. Similarly, application of 900 kg SBG ha<sup>-1</sup> recorded significantly higher available N (160.53 kg ha<sup>-1</sup>). Whereas, a significantly higher available P<sub>2</sub>O<sub>5</sub> (82.71 kg ha<sup>-1</sup>) and K<sub>2</sub>O (964.32 kg ha<sup>-1</sup>) was recorded with the treatment which received 750 kg SBG ha<sup>-1</sup>.

**Table 2: Effect of SBG application on pH, EC and available major nutrients of post-harvest soil.**

Treatments	pH	EC (dS m <sup>-1</sup> )	Available N	Available P <sub>2</sub> O <sub>5</sub>	Available K <sub>2</sub> O
			Kg ha <sup>-1</sup>		
RDF	8.26	0.89	156.80	82.42	959.84
450 kg SBG ha <sup>-1</sup>	8.71	1.16	153.07	85.66	985.60
600 kg SBG ha <sup>-1</sup>	8.94	1.21	160.53	79.51	994.56
750 kg SBG ha <sup>-1</sup>	8.67	1.22	153.07	82.71	964.32
900 kg SBG ha <sup>-1</sup>	8.95	1.28	160.53	82.16	958.72
S. Em ±	<b>0.09</b>	<b>0.05</b>	<b>9.24</b>	<b>0.94</b>	<b>9.78</b>
CD @ 5 %	<b>0.26</b>	<b>0.15</b>	<b>N.S</b>	<b>2.82</b>	<b>29.29</b>

Further, secondary nutrients in post-harvest soil were significantly influenced with the application of SBG (Table 3). Significantly higher exchangeable Ca (12.19 c mol (p<sup>+</sup>) kg<sup>-1</sup>) and Mg (12.93 c mol (p<sup>+</sup>) kg<sup>-1</sup>) was recorded with the application of 750 kg SBG ha<sup>-1</sup>. However, application of 900 kg SBG ha<sup>-1</sup> recorded higher available S (182.50 mg kg<sup>-1</sup>) in soil. In addition, DTPA extractable micronutrients also were substantially increased with the increase in application levels of SBG (Table 4). A significantly higher Fe (21.85 mg kg<sup>-1</sup>), Mn (14.37 mg kg<sup>-1</sup>) and Cu (4.03 mg kg<sup>-1</sup>) was recorded with the application of 900 kg SBG ha<sup>-1</sup> and Zn (3.62 mg pot<sup>-1</sup>) with the application of 750 kg SBG ha<sup>-1</sup>.

**Table 3: Effect of SBG application on exchangeable Ca and Mg and available S in post-harvest soil.**

Treatments	Exchangeable Ca	Exchangeable Mg	Available S
	(c mol (p <sup>+</sup> ) kg <sup>-1</sup> )		mg kg <sup>-1</sup>
RDF	11.46	12.85	166.46
450 kg SBG ha <sup>-1</sup>	11.85	12.88	168.13
600 kg SBG ha <sup>-1</sup>	12.10	12.91	171.25
750 kg SBG ha <sup>-1</sup>	12.19	12.93	173.96
900 kg SBG ha <sup>-1</sup>	12.04	12.91	182.50
S. Em ±	<b>0.12</b>	<b>0.04</b>	<b>4.23</b>
CD @ 5 %	<b>0.36</b>	<b>0.11</b>	<b>12.69</b>

**Table 4: Effect of SBG application on DTPA extractable micronutrients of post-harvest soil.**

Treatments	Fe	Mn	Zn	Cu
	mg kg <sup>-1</sup>			
RDF	20.63	13.35	3.57	3.72
450 kg SBG ha <sup>-1</sup>	22.73	13.78	3.72	3.73
600 kg SBG ha <sup>-1</sup>	22.98	13.90	3.62	3.67
750 kg SBG ha <sup>-1</sup>	19.72	13.90	3.62	3.77

<b>900 kg SBG ha<sup>-1</sup></b>	21.85	14.37	3.60	4.03
<b>S. Em ±</b>	<b>0.75</b>	<b>0.19</b>	<b>0.08</b>	<b>0.08</b>
<b>CD @ 5 %</b>	<b>2.26</b>	<b>0.56</b>	<b>0.23</b>	<b>0.25</b>

The increase in rice yield can be attributed to presence of quite good amount of plant nutrients in SBG (Prakash *et al.*, 2020) which could have improved soil fertility and the root environment in the subsurface resulting in better root growth in deeper layers, favouring water and nutrient uptake by crop and thereby increasing crop yield (Michalovicz *et al.*, 2014). Similar result was also recorded by Prakash *et al.* (2020) with SBG application in maize crop grown in acidic and neutral soil.

Application of various levels of SBG significantly increased the nutrients uptake which could be due to SBG being an industrial byproduct gypsum having size varying from 1.8 to 500 µm. Study conducted by Bolan *et al.* (1991) also reported that the industrial gypsum like PG and FGD gypsum were more soluble in comparison to mined gypsum because the mined gypsum contains impurities like CaCO<sub>3</sub> coating which hampers its dissolution. The increase in nutrient uptake can also be attributed to the better root growth of the rice crop in a deeper layer with the application of SBG. Chen *et al.* (2008) reported an increase in N content and uptake in grain of corn with application of FGD gypsum as S source. Similarly, Kaniz *et al.* (2013) reported an increase in the P content of the rice with the application of gypsum on a saline soil. Our observation is also corroborated by Jawahar and Vaiyapuri (2013) who reported an increase in K uptake by rice with application of gypsum as a source of S in a saline soil.

Further, the uptake of secondary and micronutrients were significantly influenced with the application SBG. The increase in Ca and S uptake can be ascribed to the SBG being a very good source of both nutrients (22.65 % Ca and 16.91 % S). This result is consistent with the findings of Laxmanarayanan *et al.* (2020) who observed an increase in Ca uptake by groundnut crop with application of SBG. Chen *et al.* (2008) reported an increase in S content in corn grain with the application of FGD gypsum as a source of S in a silt loam soil. Moreover, the soil also recorded higher initial exchangeable Mg (12.65 c mol (p<sup>+</sup>) kg<sup>-1</sup>) which could have attributed to the increase in Mg uptake by both rice grain and straw. There was a significant increase in micronutrient uptake by rice grain and straw with the application of SBG as well. Akbari *et al.* (2003) reported an improvement in all the micronutrients due to gypsum application and attributed to the favourable environment in soil thereby maintaining elements in more available form.



The results also revealed an increase in pH and EC of post-harvest soil. The increase in pH of soil with the application of SBG can be due to the alkaline nature of SBG having pH 8.15 (Prakash *et al.*, 2020). However, Zhao *et al.* (2018) with rice crop in saline alkali soil; Zhao *et al.* (2019); Shahi *et al.* (1978) with rice crop in alkali soil recorded a decrease in soil pH with gypsum applied as a reclamation source. Increase in soil EC with the application of SBG can be ascribed to an enhanced electrolyte concentration of the soil solution through dissolution of SBG and thereby increasing the EC of the soil. This result is supported by the findings of Prakash *et al.* (2020), who recorded an increase in EC of acidic and neutral soil of maize with application of SBG at higher rate.

Application of graded levels of SBG also significantly increased the availability of the nutrients in soil. Laxmanarayanan *et al.* (2020) recorded an increase in available N in soil with the application of SBG for groundnut crop. Increase in available  $P_2O_5$  with the application of SBG can be ascribed to the formation of  $Ca_3(PO_4)_2$  and  $FePO_4$  through release of Ca and Fe by dissolution of SBG which reduces P losses (Prakash *et al.*, 2021). Khan *et al.* (2006) recorded an increase in K content of the soil with the application of gypsum but it was non-significant in both wheat and rice crop in saline soil with pH 8.0.

Secondary and micronutrients were significantly increased with the application of SBG. Increase in exchangeable Ca and Mg content of the soil with the application of SBG can be due to the SBG (22.65 % Ca and 0.85 % Mg) having quite good amount of nutrients. Similarly, Zhao *et al.* (2019) reported an increase in  $Ca^{2+}$  and  $SO_4^{2-}$  concentrations with the application of FGD gypsum in an alkaline soil. The increase in available S can be due to higher S retention in clay colloidal surface of alkaline soil (Caires *et al.*, 2006). Increase in DTPA extractable micronutrient with the application of SBG can be ascribed to the presence of Fe (5.45%), Mn (0.086%), and Zn (0.37%) content in SBG which might have directly contributed in increasing their availability on dissolution in soils. Prakash *et al.* (2020) recorded significantly higher DTPA extractable micronutrient in acidic and neutral soil with the application of 750 kg SBG  $ha^{-1}$ .

### 3. CONCLUSION

The results from the present investigation confirms that application of SBG along with RDF increases rice yield, nutrient uptake and availability in soil. SBG being a byproduct gypsum can be an efficient and better alternative over commercial gypsum in terms of reducing pollution and recycling industrial waste product besides maintaining soil productivity and

nutrient availability. Further studies are required to assess the long-term effect of SBG in different crops and in different soil.

### References

1. Akbari KN, Karan F, Qureshi FM, Patel VN. Effect of micronutrients, sulphur and gypsum on soil fertility and yield of mustard in red loam soils of Mewar (Rajasthan). *Indian J Agril Res.* 2003; 37(2): 94-99.
2. Ashrit S, Banerjee PK, Chatti RV, Rayasam V, Nair UG. Synthesis and characterization of yellow gypsum from LD slag fines generated in a steel plant. *Curr Sci.* 2015; 109(4): 727–32.
3. Baruah TC, Barthakur HP. *A TextBook of Soil Chemical Analysis.* Vikash, New Delhi. 1997; 142-190.
4. Bolan NS, Syers JK, Sumner ME. Dissolution of various sources of gypsum in aqueous solutions and in soil. *J Sci Food Agric.* 1991; 57(4): 527-541.
5. Caires EF, Churka S, Garbuio FJ, Ferrari RA, Morgano MA. 2006, Soybean yield and quality a function of lime and gypsum applications. *Sci Agric.* 2006; 63(4): 370-379.
6. Chen L, Kost D, Dick WA., 2008, Flue gas desulfurization products as sulfur sources for corn. *Soil Sci Soc Am J.* 2008; 72(5): 1464-1470.
7. Jackson ML. *Soil chemical analysis.* Prentice Hall of India Pvt. Ltd., New Delhi; 1973.
8. Jawahar S, Vaiyapuri V. Effect of sulphur and silicon fertilization on yield\_ nutrient uptake and economics of rice. *Int Res J Chem.* 2013; 1: 34.
9. Kaniz F, Rashid Khan M. Reclamation of saline soil using gypsum, rice hull and saw dust in relation to rice production. *J Adv Sci Res.* 2013; 4(3).
10. Khan R, Gurmani AR, Khan MS, Gurmani AH. Effect of gypsum application on rice yield under wheat rice system. *Int J Agric Biol.* 2006; 8(4): 536-538.

11. Laxmanarayanan M, Prakash NB, Dhumgond P, Shruthi, Ashrit S. Slag-Based Gypsum as a Source of Sulphur, Calcium and Silicon and Its Effect on Soil Fertility and Yield and Quality of Groundnut in Southern India. *J Soil Sci Plant Nutr.* 2020; 1-16.
12. Levy GJ, I Shainberg. Sodic Soils. *Encyclopaedia of Soils in the Environment.* 2005; 1: 504–513.
13. Lindsay WL, Norvell WA. Development of a DTPA soil test for zinc, iron, manganese and copper. *Soil Sci Soc Am J.* 1978; 42 (3): 421.
14. Michalovicz L, Müller MML, Foloni JSS, Kawakami J, Nascimento RD, Kramer LFM. Soil fertility, nutrition and yield of maize and barley with gypsum application on soil surface in no-till. *Rev Bras Ciênc Solo.* 2014; 38(5): 1496-1505.
15. Murillo-Amador B, Jones HG, Kaya C, Aguilar RL, García-Hernández JL, Troyo-Diéguez E, Ávila-Serrano, NY, Rueda-Puente E. Effects of foliar application of calcium nitrate on growth and physiological attributes of cowpea (*Vigna unguiculata* L. Walp.) grown under salt stress. *Environ Exp Bot.* 2006; 58(1-3): 188-196.
16. Olsen SR, Cole CV, Watanabe FS, Dean LA. Estimation of available phosphorus in soils by extraction with sodium bicarbonate (NaHCO<sub>3</sub>). *USDA Circular.* 1954; 939: 1-19.
17. Panse VG, Sukhatme PV. Statistical methods for agricultural workers. *Indian Council of Agricultural Research.* 1985; 87-89.
18. Pathak H, Tripathi R, Jambhulkar NN, Bisen JP, Panda BB. Eco-regional-based Rice Farming for Enhancing Productivity, Profitability and Sustainability. 2020.
19. Prakash NB. Different sources of silicon for rice farming in Karnataka. In Indo-US workshop on silicon in agriculture, held at University of Agricultural Sciences, Bangalore, India. 2010; (p. 14).
20. Prakash NB, Dhumgond P, Goiba PK, Ashrit S. Effect of slag-based gypsum (SBG) and commercial gypsum (CG) on nutrient availability, uptake and yield of rice (*Oryza sativa* L.) in two different soils. *Paddy Water Environ.* 2021; 1-13.
21. Prakash NB, Dhumgond P, Shruthi, Ashrit, S. Performance of Slag-Based Gypsum on Maize Yield and Available Soil Nutrients over Commercial Gypsum under Acidic and Neutral Soil. *Commun Soil Sci Plant Anal.* 2020; 51(13): 1780-1798.

22. Qadir M, Quill  rou E, Nangia V, Murtaza G, Singh M, Thomas RJ, Drechsel P, Noble AD. November. Economics of salt-induced land degradation and restoration. Nat res Forum. 2014; 38: 282-295.
23. Shahi HN, Maskina MS, Gill PS. Effect of different levels of gypsum application on soil characteristics and growth and yield of rice (*Oryza sativa* L.). Plant Soil. 1978; 49(2): 437-442.
24. Sharma DK, Dey P, Gupta SK, Sharma PC. CSSRI Vision 2030. Central Soil Salinity Research Institute, Karnal. 2011; 1–38.
25. Singh B, Singh VK. Fertilizer management in rice. In Rice production worldwide. 2017; (217-253). Springer, Cham.
26. Singh YP, Singh R, Sharma DK, Mishra VK, Arora, S. Optimizing gypsum levels for amelioration of sodic soils to enhance grain yield and quality of rice (*Oryza sativa* L.)2016.
27. Subbiah BV, Asija GL. A rapid procedure for estimation of available nitrogen in soils. Curr Sci. 1956; 28(8): 259-260.
28. Williams CH, Steinbergs H. Soil sulfur fractions as chemical indices of available sulphur in some Australian soils. Aus J Agric Res.1959; 10: 340–52.
29. Zhao Y, Wang S, Li Y, Liu J, Zhuo Y, Chen H, Wang, J., Xu, L, Sun, Z. Extensive reclamation of saline-sodic soils with flue gas desulfurization gypsum on the Songnen Plain, Northeast China. Geoderma. 2018; 321: 52-60.
30. Zhao Y, Wang S, Li Y, Zhuo Y, Liu J. Sustainable effects of gypsum from desulphurization of flue gas on the reclamation of sodic soil after 17 years. Euro J Soil Sci. 2019; 70(5): 1082-1097.

#### COMPETING INTERESTS DISCLAIMER:

Authors have declared that no competing interests exist. The products used for this research are commonly and predominantly use products in our area of research and country. There is absolutely no conflict of interest between the authors and producers of the products because we do not intend to use these products as an avenue for any litigation but for the advancement of knowledge. Also, the research was not funded by the producing company rather it was funded by personal efforts of the authors.