

## Original Research Article

### Feasibility and product maturity of compost from poultry waste under temperate agr-oclimatic conditions of Kashmir Valley.

---

#### ABSTRACT

Present work was carried out in the Department of LPM, FVSc and AH (SKUAST- Kashmir) to assess the feasibility and compost maturity in terms of temperature and bio-mineral (Nitrogen, Phosphorus and Potassium) changes due to composting of poultry waste under the temperate agro-climatic conditions of Kashmir Valley. Poultry waste in the form of poultry carcass and litter manure was used for this study. Four treatment groups with four replicates each were formulated as: G<sub>1</sub>: Poultry carcass; litter manure, G<sub>2</sub>: Poultry carcass; litter manure; Paddy straw, G<sub>3</sub>: Poultry carcass; litter manure; Effective microbes and G<sub>4</sub>: Poultry carcass; litter manure; Paddy straw; effective microbes. During the primary stage of composting the group G<sub>4</sub> had attained a significantly ( $P < 0.05$ ) highest peak temperature ( $^{\circ}\text{C}$ ) of  $59.0 \pm 5.04$  and  $59.50 \pm 5.04$  respectively during winter and summer seasons. Significantly ( $P \leq 0.05$ ) highest nitrogen content of 24.7 g/Kg was observed in group G<sub>4</sub> at the end of secondary stage during summer season. The phosphorus content in end product of composting was significantly ( $P \leq 0.05$ ) highest (1.0 g/Kg) in group G<sub>4</sub> during summer season. Similarly significantly ( $P \leq 0.05$ ) highest K content of 10.23 g/Kg was observed in group G<sub>4</sub> during summer season. It was concluded that the addition of paddy straw and effective microbes assistant the composting process and yield better bio-mineral values and higher temperature gain.

Key words: Composting, dead birds, poultry litter, bio-minerals, seasons.

## INTRODUCTION

Over the last decade poultry industry in India has been growing at an enormous pace is being considered now as the fastest growing sectors of livestock with the latest annual growth rate of 16.81 % (Anon. 2021). This sector is involved in high levels of concentrated inputs because of intensive production system and hence generates volumes of waste in the form of dead birds; litter manure etc. when such waste is kept as such for a long time it will be associated with air, water and soil pollution (Benali and Kudra, 2002). Poultry manure when excreted immediately starts producing ammonia gas which causes ill effects on the performance of live birds and the working staff associated with it (Pierson *et al.*, 2001; Zhang and Lau, 2007; Amon *et al.*, 2006). At present in Kashmir Valley poultry sector has also many issues like social, environmental and economic associated with it and are currently faced by the farmers. Thus the waste generated needs quick and prompt removal and scientific disposal from the farm premises to avoid different menaces like smell, flies etc (Bolan, 2010). By selecting a suitable waste disposal method will minimize the different problems associated with the traditional methods (Baba *et al.*, 2018 and Sheikh *et al.*, 2018).

Composting is an eco-friendly technology, low cost driven, effective and easily practicable method of disposing and converting poultry waste like carcass and litter into a valuable final product in the form of organic bio-manure (Hutchinson and Seekins, 2008). Composting needs a moisture content of 50-60 % and temperature in the range of 30-40°C in the waste pile. When composting is done properly it shrinks the volume of the waste and destroys pathogens (Keener *et al.*, 2000) effectively. The final product of composting resembles humus and is rich source of different bio-minerals like nitrogen, phosphorus and potassium (Sorathiya *et al.*, 2014).

## MATERIALS AND METHODS

The study was carried out in the Division of Livestock Production and Management, Faculty of Veterinary Sciences and Animal Husbandry Shuhama Ganderbal.

### **Composting**

Poultry farm waste (dead birds and poultry litter) was utilized to study the composting in two separate trails during summer and winter seasons. Composting was done in wooden bins (Mini composter) with a specification of 3 feet length x 3 feet width x 3 feet height designed as per the method of Donald *et al.*, (1996). The floor of the compost bin was made impervious to prevent seepage of leachates and subsequent moisture and nutrient loss. The sidewalls of the compost bins were made up of country wooden planks of 4 to 5 inches wide and one inch thick. An air space of 1-2 inch was provided between wooden planks to aid sufficient aeration to the compost piles (Plate: 1). Dead birds for the present study were collected from local poultry farms and stored at – 5°C till sufficient carcasses were made available to fill all the compost bins in a single day. Similarly, poultry litter was collected from poultry farm of LPM Division.

### **Paddy Straw**

Paddy straw (*Oryza sativa*) was used as a carbonaceous as well as bulking agent wherever it was required. Paddy straw was purchased from farmer's field and stored in advance.

### **Compost Recipe**

The compost recipe was calculated and prepared based on the C: N ratio of different ingredient used. The C:N ratio and moisture content of the compost mixture are the most important criteria for effective composting, heat generation and subsequent pathogen reduction. In this experiment, the criteria for C:N and moisture content was fixed as 20-25: 1 and 50-60 per cent respectively. Based on this the compost recipe, was calculated as per the formula recommended by the USDA-NRCS (2000).

$$C = X_{ca} + Y_{cb} + Z_{cc}$$

$$N = X_{Na} + Y_{Nb} + Z_{Nc}$$

Where,

C: Total carbon

N: Total nitrogen

Xc: Carbon content of dead bird

Yc: Carbon content of manure substrate

Zc: Carbon content of carbonaceous source

XN: Nitrogen content of dead bird

YN: Nitrogen content of manure substrate

ZN: Nitrogen content of carbonaceous source

(a, b and c are the quantity of materials required which is unknown and to be calculated).

The total carbon and total nitrogen content of each ingredient viz., dead bird, poultry litter and paddy straw was analyzed individually and quantity of ingredient required for each layer was calculated and finalized. The moisture content of each ingredient was determined and the total ingredient mixture moisture content was stabilized to 50-60 per cent by addition of water while layering of poultry litter.

### **Compost Groups**

Four compost recipe groups (with four replicates in each group) were formulated with addition of effective microbial culture (*Lactobacillus plantarum*, *Lactobacillus casei*, *Saccharomyces cerevisiae* and *Rhodopseudomonas palustris*) in two groups (Table. 1)

### **Compost Temperature**

The compost pile temperature (°C) is the indication of microbial activity and hence it was recorded daily at 0900 hours at different locations. Temperature of the compost pile was recorded at two levels viz., 15 cm and 30 cm from the bottom representing middle and bottom of the

composting bin. In all the locations the temperature probe was inserted straight to reach a depth of at least one foot.

### **Major plant nutrients analysis**

The nitrogen, phosphorus and potassium content at initial stage (after thoroughly mixing), secondary stage (turning time) and final stage of composting were recorded. The nitrogen, phosphorus and potassium content were analyzed as per the Jackson (1973).

### **STATISTICAL ANALYSIS**

The data recorded was analyzed as per the standard methods of Snedecor and Cochran (1994). In this regard SPSS software was used for performing the analysis of variance test by comparing the different means.

### **Results and Discussion:**

The maturity of final product of composting determines its shelf-life and applicability. Mature compost shows highest degree of organic matter decomposition and steady temperature change. Mineralization of the waste in terms of nitrogen, phosphorus and potassium content (bio-minerals) of the final product is another parameter for assess the stability and maturity of final product.

#### **Peak Temperature**

The temperature changes in composting process are one of the main parameters and its rise and fall is directly proportional to the microbial activity. Attaining of higher temperatures indicates a fast decomposition and rapid pathogen elimination from the waste material (Sivakumar *et al.*, 2007). The results of present study indicated that the season had no significant ( $P < 0.05$ ) effect on peak temperatures during primary and secondary stage of composting. During primary stage of composting the peak temperature varied between 49.65 °C ( $G_3$ ) to 59.0 °C ( $G_4$ ) during winter and 53.85 °C ( $G_2$ ) to 65.5 °C ( $G_4$ ) during summer season (Table. 2). However during secondary stage

the peak temperatures were lowered and ranged between 36.25 °C (G<sub>4</sub>) and 45.95 °C (G<sub>1</sub>) in winter and 40.25 °C (G<sub>4</sub>) and 47.95 °C (G<sub>1</sub>) during summer season. The results corroborate with the reports of a number workers (Stentiford, 1996; Hassen *et al.*, 2001 and Sivakumar *et al.*, 2007) who observed that the temperature of compost started declining which reached the level below 35 to 40 °C which is recommended level for maximizing microbial diversity. However Murphy (1988) while composting dead birds with broiler litter recorded a higher temperature of 74 °C. Similar comparative results were observed by Lawson and Keeling (1999) and Blake *et al.* (1996) with peak temperatures of 60-70 °C. The results were also in agreement with Cekmecelloglu *et al.* (2004) who studied that the peak temperature during summer season was at least 4 °C higher than winter season. During primary stage of composting the temperature was higher in T<sub>4</sub> (paddy straw and effective microbes) when compared to other treatments which was due to more porosity of paddy straw and hence more aeration and oxygenation for microorganism to degrade the material at a faster rate, thus higher peak temperatures were obtained. Similar results were recorded by Harper *et al.* (2001) and Mukhtar *et al.* (2004). Moreover due to the presence of effective microbes in this treatment group could have led to increase in the temperatures of compost due to more microbial activity. In the present study there was significant ( $P < 0.05$ ) in the temperature of compost during different seasons with highest peak temperature during summer season. Similar results were also observed earlier by Sivakumar *et al.* (2008).

## **Nitrogen**

Composting reduces the nitrogen loss by NH<sub>3</sub> volatilization and conserves N by favoring its mineralization. At the end of primary stage group G<sub>4</sub> (with paddy straw and effective microbes) recorded highest N content of 10.9 and 12.9 g/Kg during winter and summer seasons respectively (Table 3 and Figure 1). Similarly at the end of secondary stage G<sub>4</sub> also recorded the highest nitrogen content of 23.9 and 24.7 per cent during winter and summer seasons respectively. No significant ( $P < 0.05$ ) difference in the nitrogen content was observed between group groups G<sub>2</sub>, G<sub>3</sub>

and G<sub>4</sub> at the end of primary stage of composting during winter and summer seasons. The reported N value for finished dead bird compost ranged between 25.7 to 40.8 g/Kg (Donald *et al.*, 1990; Barton and Benz 1990; Murphy and Carr, 1991 and Cummins *et al.*, 1993), which were higher than the observed value. The stored poultry litter in open area was used in this experiment. The compost mix with dead bird and poultry litter recorded higher N content in G<sub>4</sub> and was due to the addition of carbon sources (paddy straw) and effective microbial culture (Vuorinen and Saharinen, 1997 and Sakthivadivu *et al.*, 2015). It was observed that the overall results of nitrogen content increased from primary to secondary stage of composting. The results are corroborate with the earlier reports of Tiquia *et al.* (1998) and Huang *et al.* (2004) who observed same type of results in spent litter swine manure and saw dust. However Bharathy *et al.* (2012) recorded significantly ( $P < 0.05$ ) lower total nitrogen content in the finished product of compost of broiler slaughter waste.

### **Phosphorus**

At the end of primary stage group G<sub>4</sub> (with paddy straw and effective microbes) recorded highest P content of 0.48 during winter and G<sub>3</sub> (with effective microbes only) during summer season. The P content at the end of secondary stage varied between 0.67(G<sub>3</sub>) and 0.92 (G<sub>4</sub>) g/kg during winter and 0.76 (G<sub>1</sub>) and 1.0 (G<sub>4</sub>) g/Kg during summer season (Table. 4 and Figure. 2). Although the P content during summer season was slightly higher but statistically season was having no significant effect on P content of the end product. However within the different groups the G<sub>4</sub> differed significantly with the other group groups. The observed P contents were higher in the reported values of 8.1 to 14.5 g/kg by Koon *et al.* (1992), 15.38 g/kg Tiquia and Tam (2002) and 7.23 to 10.73 g/kg by Parkinson *et al.* (2004) in cattle manure compost without dead birds. Similarly higher P content was reported in poultry manure compost without dead birds by Rodriguez *et al.* (2003) and Prasanthrajan (2004).

## Potassium

At the end of primary stage, group G<sub>1</sub> (control) recorded highest K content of 3.50 g/kg during winter and G<sub>4</sub> (containing paddy straw and effective microbes) 4.02 g/Kg during summer season. At the end of secondary stage, potassium content ranged between 8.4 (G<sub>1</sub>) and 9.43 (G<sub>4</sub>) g/Kg during winter and 8.56 (G<sub>1</sub>) and 10.23 (G<sub>4</sub>) g/Kg during summer season (Table. 5 and Figure. 3). Higher K content was noticed in G<sub>4</sub> group during both the seasons. The group with paddy straw and effective microbes recorded K content ranged between 9.43 and 10.23 g/kg which was comparable with the reported value of 10.8 g/kg in cattle manure compost (Eghball *et al.*, 1997) but higher results of 20.7 g/kg by Wong *et al.* (1999) and still higher values (68.8 g/kg) by Wang *et al.* (2004) were reported in livestock manure compost.

## Conclusion

Addition of effective microbes and paddy straw (carboneous source and bulking agent) was instrumental in securing a stable end product in terms of attaining a higher peak compost temperature during both the seasons: winter and summer. Consequently the effective microbes and paddy straw also enhanced the composting process in terms of mineralization of nitrogen, phosphorus and potassium bio-manure content.



## References:

- Amon, B., V. Kryvoruchko, T. Amon and S. Zechmeister-Boltenstern, 2006. Methane, nitrous oxide and ammonia emissions during storage and after application of dairy cattle slurry and influence of slurry treatment. *Agricul. Ecosystems Environment*, 112: 153-162. DOI: 10.1016/j.agee.2005.08.030
- Anonymous, 2021. Annual Report of Department of Animal Husbandry, Dairying and Fisheries, Ministry of Agriculture, Govt. of India. pp. 14.
- Baba, I. A., Banday, M. T., Khan, H. M., Khan, A. A and Nighat. N. 2017. Traditional Methods of Carcass Disposal: A Review *Journal of Dairy, Veterinary & Animal Research*, 5(1): 1-7.
- Barton, T.L. and Benz, R.C. 1990. Composting poultry carcasses. MP 317. Cooperative Extension Service, University of Arkansas, Fayetteville, Arkansas.
- Benali, M. and T. Kudra, 2002. Thermal dewatering of diluted organic suspensions: Process mechanism and drying kinetics. *Drying Technol.*, 20: 935-951. DOI: 10.1081/DRT-120003770.
- Bharathy, N., Sakthivadivu, R., Sivakumar, K and Kumar, R. S. V. 2012. Disposal and utilization of broiler slaughter waste by composting. *Veterinary World*, 5 (6): 359-361.
- Blake, J.P., Conner D. E. and Donald, J.O. 1996. Composting poultry carcasses. *British Poultry Science*, 37(3): 10-11.
- Bolan, N.S., Szogi, A.A., Chuasavathi, T B., Seshadri, M. J., Rothrock J. R. and Panneerselvam, P. 2010. Uses and management of poultry litter. *World's Poultry Science Journal*, 66(4): 673-698.
- Sorathiya, L M., Fulsoundar, A B., Tyagi K. K., Patel, M. D., Singh R. R. 2014. Eco-friendly and modern methods of livestock waste recycling for enhancing farm profitability. *Int J. Recycl Org Waste Agricult*, (2014) 3:50-57.

- Cekmecelloglu, D., Demirci, A., Graves, R.E. and Davitt, N.H. 2004. Optimization of windrow food waste composting to inactivate pathogenic microorganisms. ASAE/CSAE Annual International Meeting, August 1-4; Fairmont Chateau Laurier, The Westin, Government Centre Ottawa,
- Cummins, C. G., Wood, C. W. and Delaney, D. P. 1993. Co-composted poultry mortalities and poultry litter: Composition and potential value as a fertilizer. *Journal of Sustainable Agriculture*, 4(1): 7-18.
- Donald, J., Blake, J. P. Tucker, K. and Harkins, D. 1996. Mini-composters in poultry production. Alabama Cooperative Extension System, ANR-804. pp. 7-9
- Donald, J.O., Mitchell, C. and Payne, V. 1990. Dead poultry composting. Circular ANR-558, Alabama Cooperative Extension Service, Auburn University, Alabama.
- Eghball, B., Power, J.F., Gilley, J.E. and Doran, J.W. 1997. Nutrient, carbon and mass loss during composting of beef cattle feedlot manure. *Journal of Environmental Quality*, 26(4): 189-193.
- Harper, A.F., Estienne, M.J. and Collins, E.R. 2001. Composting as an environmentally safe means of dead pig disposal on Virginia swine farms. Suffolk. Virginia Tech Tidewater Agricultural Research and Extension Center. pp. 2-5.
- Hassen, A., Belguith, K., Jedidi, N., Cherif, A., Cherif, M and Boudabous, A. 2001. Microbial characterization during composting of municipal solid waste. *Bioresource Technology*, 80(2): 217-225.
- Huang, G. F., Wong, J. W. C., Wu, Q.T. and Nagar, B. B. 2004. Effect of C/N on composting of pig manure with saw dust. *Waste Management*, 24(2): 805-813.
- Jackson, M.L. 1973. Soil Chemical Analysis. Prentice Hall of India Pvt. Ltd., New Delhi.

- Koon, J.L., Flood, C.A., Trumbull, R.D., McCaskey, T.A. and Brewer, R.N. 1992. Physical and chemical characteristics of pine shaving poultry litter. *Transaction of ASAE*, 35(2): 1653-1657.
- Lawson, M. J. and Keeling, A. A. 1999. Production and physical characteristics of composted poultry carcasses. *British Poultry Science*, 40(3): 706-708.
- Mukhtar, S., Kalbasi, A. and Ahmed, A. 2004. Composting. In: Carcass disposal: A comprehensive review. National Agricultural Biosecurity Center Consortium, USDA-APHIS Cooperative Agreement Project and Carcass Disposal Working Group. Kansas State University.
- Murphy, D. W. and Carr, L. E. 1991. Composting dead birds. Extension Sections in Departments of Poultry Science and Agricultural Engineering, University of Maryland at College Park. Fact sheet 537.
- Murphy, D.W. 1988. Composting as a dead bird disposal method. *Poultry Science*, 67(2): 124.
- Parkinson, R., Gibbs, P. Burchett, S. and Misselbrook, T. 2004. Effect of turning regime and seasonal weather conditions on nitrogen and phosphorus losses during aerobic composting of cattle manure. *Bioresource Technology*, 91(1): 171-178.
- Pierson, S.T., M.L. Cabrera, G.K. Evanylo, H.A. Kuykendall and C.S. Hovel and *et al.*, 2001. Phosphorus and ammonium concentrations in surface runoff from grasslands fertilized with broiler litter. *J. Environ. Quality*, 30: 1784-1789. PMID: 11577887
- Prasanthrajan. 2004. Development and evaluation of poultry waste bioconversion techniques for composting and its effect on soil and crop ecosystem, Ph.D., thesis submitted to Tamil Nadu Agricultural University, Coimbatore, India. pp. 203.
- Rodriguez, E. G., Vazquez, M. and Ravina, M. D. 2003. Dynamic of the co-composting of barley waste with liquid poultry manure. *Journal of Science Food Agriculture*, 83(1): 166-172.

- Sakthivadivu, R., Sivakumar, K., Kumar, V. R. S. and Natarajan, A. 2015. Chemical changes during composting of poultry waste with coirpith waste and sugarcane top. *International Journal of Science, Environment and Technology*, 4(1): 40 – 49.
- Sheikh, I. U Banday, M. T Baba, I. A Adil, S Shaista S Nissa, Bushra Zaffer and Bulbul K. H. 2018. Utilization of silkworm pupae meal as an alternative source of protein in the diet of livestock and poultry: A review. *Journal of Entomology and Zoology Studies*,; 6(4): 1010-1016 ‘
- Sivakumar, K., Kumar, V. R. S. and Mohamed Amanullah, M. 2007. Composting of poultry carcass with farm yard manure in summer. *Research Journal of Agriculture and Biological Sciences*, 3(5): 356-361.
- Sivakumar, K., Kumar, V. R. S., Natarajan, A., Ramesh, V and AnandaPrakash Singh, A. 2008. Effect of season on dead bird disposal by aerobic composting with farm yard manure. *Indian Veterinary Journal*, 85(1): 963-966.
- Snedecor, G.W. and Cochran, W.G. 1994. Statistical Methods 8th Edition, Iowa State Press, Ames, Iowa, USA. pp: 254-268.
- Stentiford, E.I. 1996. Composting control: principles and practice. In: DeBertoldi, M., P. Sequi, B. Lemmes, T. Papi (Editors). *The Science of Composting*,
- Tiquia, S.M. and Tam, N.F.Y. 2002. Characterization and composting of poultry litter in forced-aeration piles. *Process Biochemistry*, 37(3): 869-880.
- Tiquia, S.M., Tam, N.F.Y. and Hodgkiss, I.J. 1998. Changes in chemical properties during composting of spent pig litter at different moisture contents. *Agriculture Ecosystems and Environment*, 67(1): 79-89.
- USDA-NRCS. 2000. United States Department of Agriculture- Natural Resources Conservation Service. Composting: Environmental Engineering National Engineering Handbook. pp. 637-642.

- Vuorinen, A. H. and Saharinen, M. H. 1997. Evolution of microbiological and chemical parameters during manure and straw co-composting in a drum composting system. *Agriculture, Ecosystem and Environment*, 66(3): 19-29.
- Wang, P., Changa, C. M., Watson, M. E., Dick, W. A., Chen, Y and Hoitink, H. A. J. 2004. Maturity indices for composted dairy and pig manures. *Soil Biology and Biochemistry*, 36(4):767-776.
- Wong, J.W.C., Ma, K.K., Fang, K.M. and Cheung, C. 1999. Utilization of a manure compost for organic farming in Hong Kong. *Bioresource Technology*, 67(11): 43-46.
- Zhang, W. and A. Lau, 2007. Reducing ammonia emission from poultry manure composting viastruvite formation. *J. Chemi. Technol. Biotechnol.*, 82:598-602. DOI: 10.1002/jctb.1701

**Table: 1. Different Groups Combinations for Composting**

Groups	Description
<b>Group 1</b>	Dead birds + Poultry litter (Control)
<b>Group 2</b>	Dead birds + Poultry litter + Paddy Straw
<b>Group 3</b>	Dead birds + Poultry litter + Effective Microbes
<b>Group 4</b>	Dead birds + Poultry litter +Paddy straw + Effective Microbes

**Table. 2. Peak temperature attained (°C) during different stages and seasons of composting (Mean±SE).**

Group	Primary stage			Secondary stage		
	Winter	Summer	Overall	Winter	Summer	Overall
<b>G<sub>1</sub></b>	<sup>B</sup> 52.20±6.75	<sup>A</sup> 54.20±6.75	<b>53.20±1.41</b>	<sup>C</sup> 45.95±5.71	<sup>B</sup> 47.95 ±5.71	<b>46.95 ±1.41</b>
<b>G<sub>2</sub> (Paddy Straw)</b>	<sup>BC</sup> 56.85 ±5.57	<sup>A</sup> 53.85 ±5.57	<b>55.35 ±2.12</b>	<sup>AB</sup> 39.25 ±2.67 <sup>a</sup>	<sup>B</sup> 45.25 ±2.67 <sup>b</sup>	<b>42.25 ±4.24</b>
<b>G<sub>3</sub> (Effective Microbes)</b>	<sup>A</sup> 49.65 ±7.27 <sup>a</sup>	<sup>AB</sup> 55.50±7.27 <sup>b</sup>	<b>52.575 ±4.13</b>	<sup>B</sup> 41.05 ±1.54	<sup>AB</sup> 44.5 ±1.54	<b>42.77 ±2.43</b>
<b>G<sub>4</sub> (Paddy Straw +Effective Microbes)</b>	<sup>C</sup> 59.0±5.04	<sup>B</sup> 59.50±5.04	<b>59.25 ±1.35</b>	<sup>A</sup> 36.25 ±1.29	<sup>A</sup> 40.25 ±1.29	<b>38.25± 2.82</b>

Figures with different small superscripts row wise and capital superscripts column wise differ significantly (P<0.05)

**Table. 3. Nitrogen content (g/kg) during different stages and seasons of composting.**

Group	Winter			Summer		
	Initial	Primary stage	Secondary stage	Initial	Primary stage	Secondary stage
<b>G<sub>1</sub></b>	3.40±0.12 <sup>a</sup>	<sup>A</sup> 8.40±0.70 <sup>b</sup>	<sup>A</sup> 18.60±0.70 <sup>c</sup>	3.25±0.03 <sup>a</sup>	<sup>B</sup> 9.50±0.50 <sup>b</sup>	<sup>A</sup> 18.40±0.90 <sup>c</sup>
<b>G<sub>2</sub></b> (Paddy Straw)	3.60±0.02 <sup>a</sup>	<sup>A</sup> 7.30±0.50 <sup>b</sup>	<sup>A</sup> 16.30±0.60 <sup>c</sup>	3.35±0.02 <sup>a</sup>	<sup>A</sup> 7.60±0.80 <sup>b</sup>	<sup>A</sup> 15.50±0.80 <sup>c</sup>
<b>G<sub>3</sub></b> (Effective Microbes)	3.50±0.10 <sup>a</sup>	<sup>A</sup> 8.10±0.30 <sup>b</sup>	<sup>A</sup> 15.00±0.5 <sup>c</sup>	3.60±0.11 <sup>a</sup>	<sup>AB</sup> 7.90±0.20 <sup>b</sup>	<sup>A</sup> 16.50±0.40 <sup>c</sup>
<b>G<sub>4</sub></b> (Paddy Straw + Effective Microbes)	3.45±0.22 <sup>a</sup>	<sup>B</sup> 10.90±0.3 <sup>b</sup>	<sup>B</sup> 23.90±0.20 <sup>c</sup>	3.55±0.03 <sup>a</sup>	<sup>C</sup> 12.90±0.40 <sup>b</sup>	<sup>B</sup> 24.70±0.31 <sup>c</sup>

Figures with different small superscripts column wise and capital superscripts row wise differ significantly ( $P<0.05$ ).

**Table. 4. Phosphorus content (g/kg) at different stages and seasons of composting.**

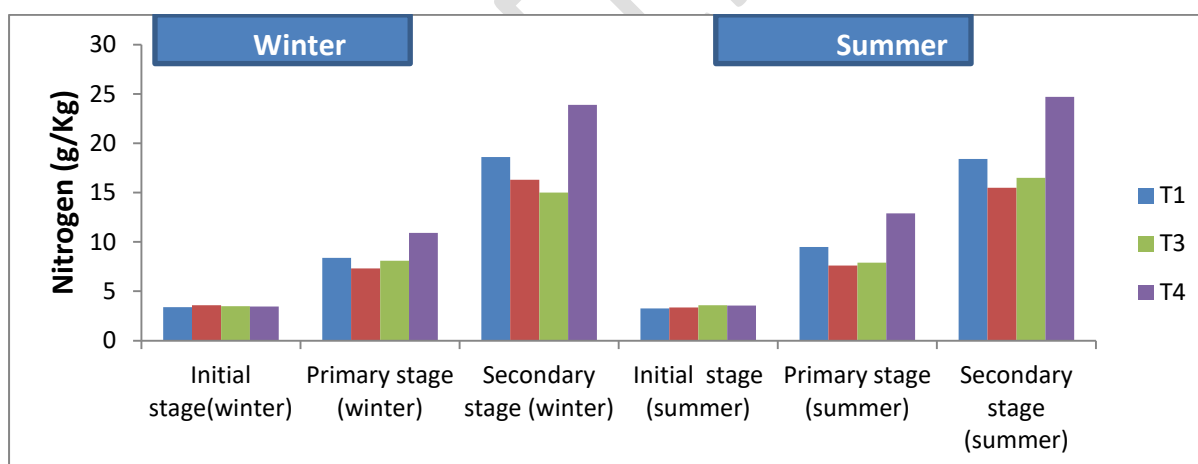
Group	Winter			Summer		
	Initial	Primary stage	Secondary stage	Initial	Primary stage	Secondary stage
<b>G<sub>1</sub></b>	0.21±0.01 <sup>a</sup>	<sup>B</sup> 0.47±0.01 <sup>b</sup>	<sup>B</sup> 0.72±0.01 <sup>c</sup>	0.25±0.02 <sup>a</sup>	<sup>A</sup> 0.33±0.02 <sup>b</sup>	<sup>A</sup> 0.76±0.03 <sup>c</sup>
<b>G<sub>2</sub></b> (Paddy Straw)	0.21±0.01 <sup>a</sup>	<sup>B</sup> 0.45±0.02 <sup>b</sup>	<sup>B</sup> 0.75±0.02 <sup>c</sup>	0.24±0.01 <sup>a</sup>	<sup>A</sup> 0.39±0.01 <sup>b</sup>	<sup>A</sup> 0.86±0.04 <sup>c</sup>
<b>G<sub>3</sub></b> (Effective Microbes)	0.24±0.02 <sup>a</sup>	<sup>A</sup> 0.37±0.03 <sup>b</sup>	<sup>A</sup> 0.67±0.01 <sup>c</sup>	0.24±0.03 <sup>a</sup>	<sup>B</sup> 0.46±0.02 <sup>b</sup>	<sup>A</sup> 0.80±0.05 <sup>c</sup>
<b>G<sub>4</sub></b> (Paddy Straw + Effective Microbes)	0.23±0.02 <sup>a</sup>	<sup>B</sup> 0.48±0.01 <sup>b</sup>	<sup>C</sup> 0.92±0.11 <sup>c</sup>	0.25±0.02 <sup>a</sup>	<sup>AB</sup> 0.41±0.03 <sup>b</sup>	<sup>B</sup> 1.00±0.11 <sup>c</sup>

Figures with different small superscripts column wise and capital superscripts row wise differ significantly ( $P<0.05$ ).

**Table 5. Potassium content (g/kg) at different stages and seasons of composting.**

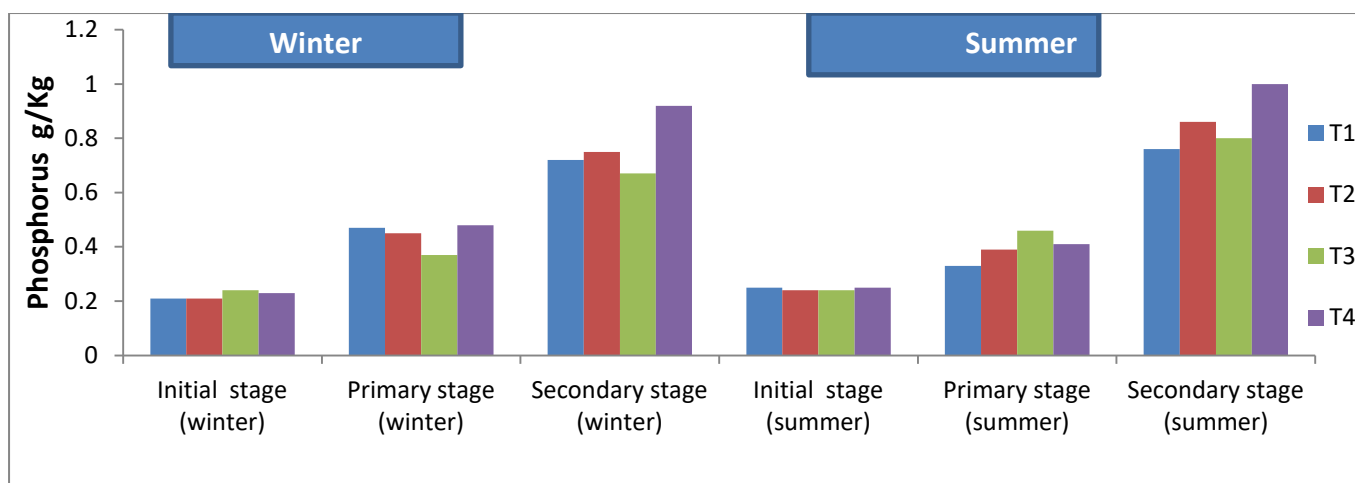
Group	Winter			Summer		
	Initial	Primary stage	Secondary stage	Initial	Primary stage	Secondary stage
<b>G<sub>1</sub></b>	2.10±0.21 <sup>a</sup>	3.50±0.03 <sup>b</sup>	8.40±0.05 <sup>c</sup>	2.20±0.21 <sup>a</sup>	<sup>A</sup> 2.86±0.03 <sup>a</sup>	<sup>A</sup> 8.56±0.08 <sup>b</sup>
<b>G<sub>2</sub></b> (Paddy Straw)	2.20±0.12 <sup>a</sup>	2.99±0.01 <sup>a</sup>	8.83±0.35 <sup>b</sup>	2.30±0.11 <sup>a</sup>	<sup>AB</sup> 3.02±0.06 <sup>a</sup>	<sup>AB</sup> 9.50±0.76 <sup>b</sup>
<b>G<sub>3</sub></b> (Effective Microbes)	2.00±0.13 <sup>a</sup>	3.01±0.11 <sup>a</sup>	8.86±0.20 <sup>b</sup>	2.25±0.06 <sup>a</sup>	<sup>AB</sup> 3.11±0.06 <sup>a</sup>	<sup>A</sup> 8.96±0.14 <sup>b</sup>
<b>G<sub>4</sub></b> (Paddy Straw + Effective Microbes)	2.25±0.05 <sup>a</sup>	3.33±0.10 <sup>a</sup>	9.43±0.54 <sup>b</sup>	2.25±0.03 <sup>a</sup>	<sup>B</sup> 4.02±0.10 <sup>b</sup>	<sup>B</sup> 10.23±0.96 <sup>c</sup>

Figures with different small superscripts column wise and capital superscripts row wise differ significantly ( $P < 0.05$ ).

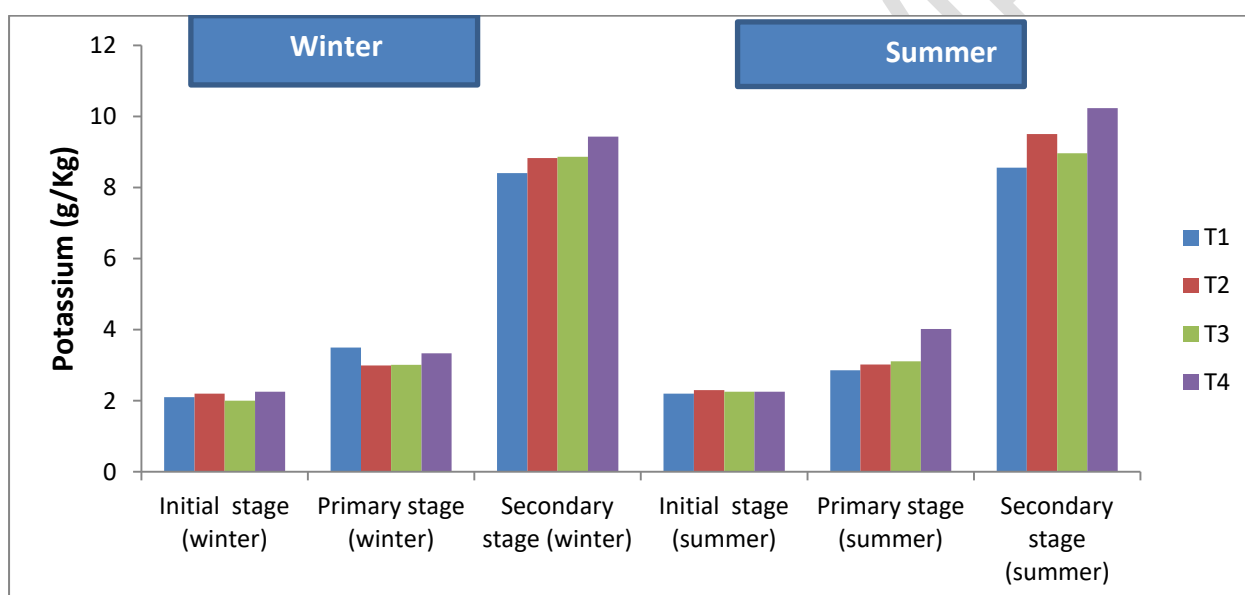


**Figure. 1 Change in nitrogen content (g/kg) from initial to secondary stages of composting**





**Figure. 2. Change in phosphorus content (g/kg) from initial to secondary stages of composting**



**Figure. 3. Change in potassium content (g/kg) from initial to secondary stages of composting.**



**.Plate 1. Wooden boxes used for composting**