

Review Article

Nutrient Composition and Health Benefits of Underutilized Green Leafy Vegetables in Ghana – A Review.

ABSTRACT

Diverse indigenous leaf and fruit vegetables are rich sources of nutrients that cater for the populace especially for those residing in rural areas. However, inadequate knowledge of their constituents and health benefits have decreased its consumption in recent years as opposed to exotic vegetables. Hence, to promote their consumption, nutritional, phytochemical, ethnomedicinal and pharmacological properties of the four most popular and widely used indigenous vegetables in several parts of Ghana; *Corchorus olitorius* (Jute mallow), *Talinum triangulare* (Waterleaf), *Xanthosoma sagittifolium* (Cocoyam leaves), and *Launaea taraxacifolia* (Dandelion) were reviewed through a vigorous literature search. They possess variety of mineral and phytochemicals and as a result exhibited a wide range of pharmacological effects. This makes them a very useful inexpensive resource for tackling undernutrition and malnutrition which is prevalent in Ghana. There is therefore, a need to create awareness that will encourage their consumption in a bid to reduce malnutrition and attain the UN Sustainable Development Goal of achieving food security, improving nutrition, promoting good health and well-being by 2030.

Keywords: Indigenous vegetables, Nutrient, Pharmacological, Phytochemical

1. INTRODUCTION

In 2018, the rate of global undernutrition increased from 10.6% (785 million) to 10.8% (821 million) (1). This resulted in the prevalence of stunted growth among children, wasting and

overweight affecting 240 people worldwide. In Africa however, stunted growth declined from 38.32% to 30.0 % since 2000 but remains a hotspot of undernutrition (2). Ghana has made some progress towards achieving the targets for improving maternal, infant and young child nutrition. For instance, though progress has been made in achieving the target for wasting, 6.8% of children under 5 years are still affected. There has also been limited progress towards achieving the diet-related non-communicable diseases targets wherein 16.6% of adults women and 4.5% men battling with obesity (<https://globalnutritionreport.org/resources/nutrition-profiles/africa/western> Africa/ghana/).

Diet is one of the key origins of malnutrition which have serious consequences on an individuals' health and the economy. This is because, unhealthy diets have become a major risk factor for mortality and morbidity as compared to other lifestyle-risk factors especially in developing countries (3)(4). These unhealthy diets are characterised by low vegetable, fruits, whole grains, nuts and seeds etc. composition with high sugar-enriched beverages, processed meat, fatty foods etc. (5)(6)(7)(8). However, vegetables possess a variety of food nutrient which enhances body growth and protection (9)(10). In addition to the diversity they provide to foods served (11)(12), they are important reservoir of nutrients such as macro-and-micronutrients, vitamins, fibres and other non-nutrients that are limited in our day-to-day diets especially among those living in remote areas (13). They have been consumed for a long time and essentially useful in providing health-protecting qualities (14)(15)(16).

Notwithstanding, indigenous vegetables have been reported to contain more micronutrients than exotic vegetables (17)(18)(19). Indigenous vegetables are vegetables that are cultivated and eaten in specific regions as part of their traditional diet. Since ancient times, a large number of diversified indigenous vegetables have been known all over the world and in West Africa specifically. Some of these vegetables eaten in Ghana includes *C. olitorius* (Jute mallow), *Launaea taraxacifolia* (Wild lettuce), *Vernonia amygdalina* (Bitter leaf), *Talinum*

triangulare (Waterleaf). However, the gradual reduction of indigenous vegetable cultivation and utilization have been attributed to the incidence of exotic vegetable introduction to Africa (20). Furthermore, other authors have indicated that the drop in indigenous vegetable accessibility has resulted in their limited utilization (21). However, some other researchers mention that indigenous vegetables are still prevalent in Ghana even during the wet season because they are highly adaptable to unfavourable lands which are not conducive for other crops (22). The advancement of these undervalued indigenous vegetables in terms of 'their domestication, conservation (20) and genetic improvement' have relayed to the background due to the insufficient research on them (23)(24). In Ghana, they are been labelled "poor man diet" therefore a lot of individuals are yet to see their huge gains hence, their importance and values are decreasing through low patronage for them within the market (25)(26)(27). In the majority of developing countries including Ghana, the first source of energy and protein are from starchy based diets that constitutes their main dish as compared to their vegetables and this is evident from the crops cultivated (most homes growing stable crops than vegetables) (28)(29). This was what Food and Agricultural Organization (FAO) reported to be partially responsible for the protein deficit that is more prevalent in the population (29). Inadequate trace elements or 'hidden hunger' have negatively affected the health status of a large number of the populace in the World (30)(31). In Africa for instance, infants of about 50 million are faced with the threat of Vitamin A deficiency which is the 3rd largest public health challenge behind HIV/AIDS and Malaria (32)(33).

Since most of these indigenous vegetables have not been the goal of most studies and research, little is known about their health importance as well as their health-promoting constituents in Ghana (34)(35). Inadequate research implies that their potency will be undervalued and as such underutilized. This puts these indigenous vegetables in a position of being endangered and as a result face threat of extinction. This will consequentially affect the

growth of the inhabitants of rural areas especially for the poverty-stricken. Hence sufficient awareness about these edible but neglected indigenous vegetables, through multiple efforts and reviews such as this that will emphasize their needs. This review explores and summarizes the description, nutritional composition, the traditional and pharmacological activity of four commonly consumed indigenous vegetables in Ghana.

2. PRODUCTION AND DISTRIBUTION TREND OF VEGETABLES

Though the production of vegetables experienced a slight drop between 2017 and 2018, there has been a continuous surge in production within the last eighteen years (2000 to 2018) from 682.43 to 1088.9 million metric tons (figure 1). Interestingly, vegetable production is widely distributed among the various continents with Africa being among the world's top ten producers. These countries with the highest production include the United States of America, China, Mexico, Vietnam, Russia, India, Iran, Turkey, Nigeria and Egypt. Since production has arisen in Africa, consumption has also increased in the last twenty-three years but at a slow rate (36).

In Ghana, agriculture is the main backbone of the economy, hence it has contributed 36% of the GDP and employs 60% of Ghana's labour force (37). About 36% of Ghana's population lives below the poverty line (US\$ 1/day). Poverty is substantially higher in rural areas and northern Ghana than in urban areas and southern Ghana (38). As a result, some Ghanaians in the rural have resorted to the production of vegetables as a means of survival. Indigenous vegetables play a very important role in income generation and subsistence. They employ peri-urban dwellers because of their generally short, labour-intensive production systems, low levels of investment and high yield (39). In order to boost the productivity of vegetable farming thereby reducing poverty within the region, the Government and several development partners have established small scale irrigation schemes, dug-outs and others.

For example, the Government of Ghana in 2017 launched the Planting for Food and Jobs programme (40). These interventions have contributed to the improvement in the production and supply of vegetables (41).

Moreover, most of the vegetables produced in these rural areas are transported to the urban areas where production is minimal because most of the Agricultural lands in urban areas have been converted to building sites. A majority (over 90 %) of the vegetables consumed in and around the Cape Coast municipality is supplied by rural areas within the region as well as other places like Togo or Kumasi. However, a survey conducted in Ghana has reported the production of vegetables in some urban areas. In Kumasi, there are about 41 hectares in the urban area under vegetable irrigation while the peri-urban area has more than 12,000 hectares under irrigated vegetable farming whereas an average of about 100 hectares under vegetable irrigation in Accra during the dry season. Out of the over 1000 vegetable farmers, 40% of them produce indigenous local or traditional vegetables (42).

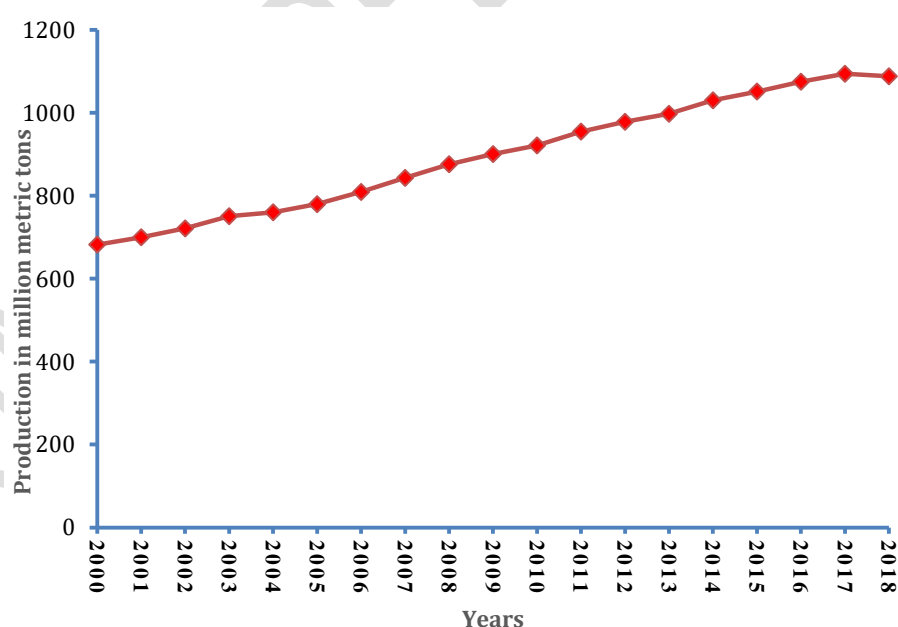


Figure 1: Volume (in million metric tonnes) of vegetables produced globally (43).

3. METHODOLOGY

Using the preferred words or phrases, multiple search engines from which the published articles were selected included Google scholar, African journal online (AJOL), Science Direct and Web of Science. Other factual information was taken from Institutional Repositories and Food and Agricultural Organization (FAO). This review focuses on major and minor issues regarding the studied indigenous vegetables. Hence selection of the publications cited was done using words or phrases like Botany, Nutritional composition, Chemical constituent, Proximate composition, Phytochemical constituent, Pharmacological properties, Ethnomedicinal or traditional uses of *Talinum triangulare* (waterleaf) or *Xanthosoma sagittifolium* (Cocoyam leaves), or *Corchorus olitorius* (Jute mallow), or *Launaea taraxacifolia* (Dandelion). Other phrases like Indigenous vegetable production in Ghana, the impact of processing or cooking or boiling on nutrients composition were searched.

During the online search, three different ways were used to identify the articles and it was per the inclusion and exclusion criteria. For the first search, all articles were downloaded from various search engines using the preferred words or phrases stated above. After reading titles, abstracts and full documents, all articles that met the criteria were included for the review whereas those that did not meet the criteria were excluded. For the second search, articles obtained through articles were looked at following the criteria. Search three was conducted one week after the first search thus ensuring newly published articles are captured. Several papers indicating the significance of these indigenous vegetable constituents were also referenced in this paper.

4. LOCAL NAMES AND ETHNOMEDICINAL BENEFIT OF THE PLANT

Four indigenous vegetables; *Xanthosoma sagittifolium*, *Corchorus olitorius*, *Talinum triangulare* and *Launaea taraxacifolia* were the selected vegetables for the review. Most of these indigenous vegetables are essential components of Ghanaian diets as well as their

cultural system since ancient times therefore they are eaten regularly and in particular regions of the country (20). These traditional vegetables were chosen because of their wide usage in Ghana. The research found that *Xanthosoma sagittifolium* commonly called “Kontomire” is ranked as the first broadly consumed indigenous green leafy vegetable in Ghana. *Talinum triangulare* was also reported as one of the popularly leafy vegetables eaten in Ghana and Nigeria as it could be purchased cheaply from the market, grown in home gardens and obtained from the wild (18) (44). The survey has additionally indicated the wide consumption of *Corchorus olitorius* and *Launaea taraxacifolia* in Ghana (18) (45).

Table 1 summarises the various names as well as uses that are being known of the plant in various parts of Ghana. Apart from that, Table 2 displays various traditional uses indicated in Ghana.

Table 1: Summary of names and edibles uses of selected Indigenous vegetables studied.

Common Name	Plant Species (Scientific)	Local names (Ghanaian)	Edible uses	References
				Number
Jute mallow/Bush Okra	<i>Corchorus olitorius</i>	Twi/Akan: Ofaro	Leaves are used in the	(20)(46) (45) (44).
		Ga: Ayoyo	preparation and stew.	
		Krobo/Ga Adangbe: Ayoyo	Leaves are used to produce	
		Ewe: Sigli, Ademe, Ademademe	soup of draw properties	
		Kasem: Ayoyo	(cause) or boiled and mixed	
			with kuli-kuli (groundnut	
			cake) to form a dish known as	
			kwado in the Hausa language.	
			Herbal tea is also made from	
			dried leaves.	
Dandelion/African Lettuce	<i>Launaea taraxacifolia</i>	Twi/Akan: Mmrobo, Dadeduru, Nnenoa	The leaves-raw, cooked or	(44) (47)

		Ga: Agloke, Fie, Dan Krobo/Ga Adangbe: dried are used in soup, Kusii, Kusa sauces, salads and tea. Ewe: Bebletama, Anloto, Anoto	
Water leaf	<i>Talinum triangulare</i>	<p>Twi/Akan: Busummuradwere Nkokodwe Leaves were used in (18) (44) (46) Efan, Borkorborkor, Kotubetsew. preparation of soup, Ga: Shee, Bleefoshee. especially in groundnut and Krobo/Ga Adangbe: Ablotsipui, palm-nut soup. Ngmloongmloo Ewe: Yevugboma, Senuma, Dentefla</p>	
Cocoyam leaves	<i>Xanthosoma sagittifolium</i>	<p>Kontomire Leaves are cut into pieces and (47) (48). added to groundnut and palm- nut soups. Also used like spinach in stews.</p>	

5. DESCRIPTION OF INDIGENOUS VEGETABLES STUDIED

5.1. *Talinum triangulare*

Talinum triangulare commonly called waterleaf is an edible herbaceous perennial leafy vegetable that is of the portulacaceae family with a genus T. Adans.(49). It is attributed to the name as waterleaf due to the high moisture content. Its origin is traced from tropical regions where is now widely distributed throughout the African subcontinents. It is widely utilized in most African countries especially Ghana and Nigeria, and tropical South America (18) (50). *Talinum triangulare* is a smooth plant lacking hairs characterized by an erect herb, succulent stem and leaves with pink or purple flowers together with a swollen root. The seeds usually sprout as a small, aqua-coloured plant before growing into a more visible plant with larger leaves. The leaf is sticky as a result of the high pectin constituent that offers dietary fibre. It can grow well during the rainy season and also tolerate drought, hence After planting, it takes 34-35 days before it could be harvested (51). Table 1 displays some common names in Ghana and their uses.

5.2. *Corchorus olitorius*

Corchorus olitorius, which in English is called Jute mallow and known by various names in various region (as shown in table 1) is an annual herbaceous plant of the *Tilaiaceae* family (52). It is an erect plant which is 15cm-20cm tall with dark green alternating leaves and a long petiole (52) (53). The flowers are bisexual with free petals. Seeds are numerous and seedlings grow with epigeal germination. The plant is found in most West African countries like Ghana, Cote d'Ivoire, Nigeria, and Benin just to mention a few (53). Ghanaian natives in different regions of the country utilize *Corchorus olitorius* as a source of vegetable and also used herbal medicine. Even though this indigenous vegetable is 'important in terms of nutrition, medicine and resilience of livelihoods, they have been neglected by scientific

research in Ghana and their value chain has not been developed' (54). Also, very little is known about their role as a source of important nutrients and their subsequent health implications.

5.3. *Xanthosoma sagittifolium*

Cocoyam leaves commonly called 'Kontomire' (Table 1) in Ghana is one of the most consumed green leafy vegetables in West Africa and it forms a very essential component of the diet of the populace. The crop is additionally grown and eaten in other African countries such as Gabon, Cameroon, Nigeria, and the Ivory Coast apart from Ghana. The leaves are erect, sagittated, with a stout petiole (55). Cocoyam leaves are eaten up to a short time after harvesting because they wilt and spoil rapidly as a result of loss of moisture after a short period of storage (56). In the region where cocoyam is domesticated, they utilize the petioles and inflorescence as the flavour for soups and sauces (57), but literature is absent on their food use in West African cuisine. Thus, in seeking to boost culturally acceptable food uses, it would be a relief to focus on the already eaten and affordable leaves like cocoyam leaves. Cocoyam leaves are a delicacy in sauces and soups, especially for Ghanaian communities but remain underexploited. Limited shelf-life (3–5 days maximum) poses one of the major challenges to its utilization (57). However, the leaves can be processed into purees or flours for end uses, as well as in novel products to tap their nutritional value. The product (s) may generate foreign exchange as it can be exported to West Africans (and other cocoyam growing areas) who must replace eating cocoyam leaves with other vegetables in the preparation of traditional delicacies abroad. Moreover, the significant nutritional value of cocoyam leaves can be explored in new markets in Europe and the United States of America, in place of other vegetables such as spinach, with such convenient product(s) (57).

5.4. *Launaea taraxacifolia*

Launaea taraxacifolia (Dandelion) is a herbaceous perennial plant found mainly in the tropics of Ethiopia, Senegal and Tanzania, but it occurs in West Africa regions also (58). They are used in preparing a variety of dishes in Ghanaian homes (Table 1). *Launaea taraxacifolia* is of the *Asteraceae* family with a height of about 12 inches. The erect stem possesses rosette-like or alternative leaves below it which is enclosed by a golden yellow flower (59).

Taraxacum is a Latin word of Greek origin that means “Disease remedy” (58) (53). Hence, these wild vegetable has been domesticated in Nigeria and is also cultivated locally in Senegal and Benin; various cultures use this medicinal plant in managing different ailments (35). During the 10th to 11th century, Arabian physicians were the first scientists to use *Launaea taraxacifolia* to cure liver and spleen diseases (60). This medicinal plant has been labelled a wild underutilized and neglected vegetable by many authors though many cultures all over the world use it for culinary purposes (26) (34). Even though they are used as a food source in Ghanaian homes, information about their constituent is rare, however, it is seen to be nutritious and also exhibit their medicinal properties.

6. THE STATE OF FOOD SECURITY AND MALNUTRITION

One key determinant of food security is the availability of food and its constituent. Food security exists when everyone at any given point has access to a portion of safe and nutritious food to satisfy their nutritional preferences (61). Food insecurity has resulted in malnourishment in the world (figure 2) which occurs when there are inadequate nutrients in one's diet. 746 million people in the world were estimated to be presently food insecure in 2019 with South Asia leading followed by Sub-Saharan Africa (figure 2). This has resulted in undernourishment in the world with Sub-Saharan Africa leading by 22% (figure 3). In the Ghanaian population, 5% have been characterised as being food insecure (62). Another

investigation by the World food programme in 2009 found 1.5 million people in rural and urban areas located in the southern regions (Brong-Ahafo 11%, Ashanti 10%, Eastern 8%, Volta region 7% etc.) to be at risk of food insecurity. The reminder 0.5 million were traced to the three Northern regions (34% in the Upper West region, 15% in the Upper East, and 10% in the Northern region). This means food is underutilized which is measured by the amount of sufficient nutrient taken and absorbed (63).

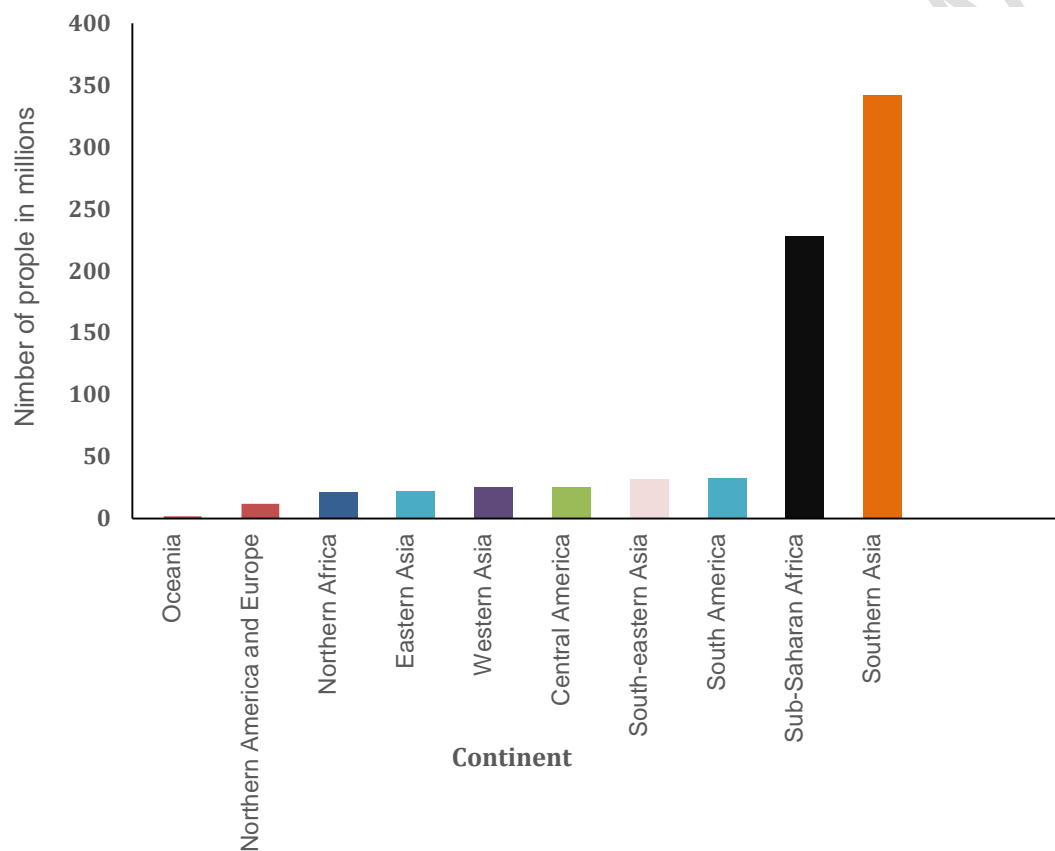


Figure 2: Number of people experiencing food insecurity globally in 2019 (64).

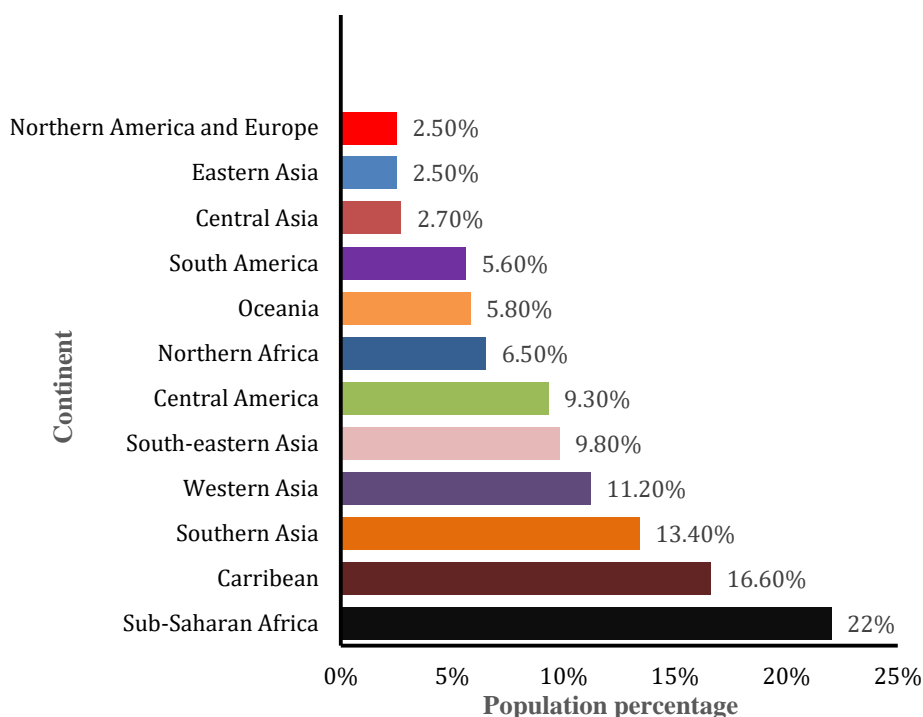


Figure 3: Percentage of population in various continent undernourished in 2019 (64).

7. NUTRITIONAL PROFILE OF SELECTED INDIGENOUS VEGETABLES

7.1. Proximate compositions

The chemical properties of various indigenous vegetable have been analysed across various studies where differences in protein, carbohydrate and other nutritional properties have been observed. Nyadanu and Lowor (46) indicated that proximate constituents in indigenous vegetables (*Corchorus olitorius* and *Xanthosoma sagittifolium*) were significantly higher than their exotic counterparts. Concerning *Xanthosoma sagittifolium*, a large amount of protein, fibre and carbohydrates were reported to be present (48)(65)(66). (66) also reported 85.76% moisture, 4.6 % protein, 6.80% carbohydrate, 10% fibre and 71.50 Kcal/100g in *Xanthosoma sagittifolium*. *C. olitorius* also possessed higher moisture (82g) (45). Apart from that, *C. olitorius* leaves collected from Ghana harboured a lot of proteins (30%) with moderate lipid than *C. olitorius* cultivated in South Africa when they were analysed concurrently. This

confirmed a large amount of protein (15.5-22.8) extracted from *C. olitorius* by (65) and this matched favourably the WHO essential amino acid limit (65). The leaves of *Talinum triangulare* also contained 91.83% moisture, 5.10% protein, 1.33% fat, 1.05% carbohydrate, 8.0% fibre and supplies 36.60 Kcal/100g essential for human and animal nutrition (66). The high moisture content was not significantly different from the result of 93.4% (67). Therefore the high moisture composition indicates the adequate care that the leaves have to be given due to their susceptibility to deterioration. However, (68) reported an increased protein content (27.6%) in their study. Moreover, the caloric content of *Launaea taraxacifolia* was found to be 286.47kcal with a pH of 6.80, which is considered slightly acidic hence essential for food preservation purposes. *The proximate* analysis also showed that this plant contains 30.56% of carbohydrate, 26.67% protein, 21.22% total ash, 6.50% fat, and 15.05% crude fibre (58). (58) stated that the moisture content of *L. taraxacifolia* is 22.18% which exceeds other popular leafy indigenous vegetables eaten that is *Adansonia digitata* (9.5 %), and *Xanthosoma sagittifolium* (14 %) (10).

7.2. Mineral content

A high level of micro-and-macronutrient needed in human diets and essential for our health is found within some of these indigenous vegetables. Several authors have concluded that *Launaea taraxacifolia* can serve as a functional food that can curb malnutrition and disease; two major problems confronting the developing countries after analysis of their nutritional qualities (58) (69). Several studies found it to be very rich in micronutrients and macronutrients like iron, manganese, zinc, magnesium, calcium, potassium, sodium and phosphorus (58) (45)(70)(71). *Xanthosoma sagittifolium* leaves supply a large amount of carbohydrates, calcium, copper, iron, magnesium, manganese, molybdenum, zinc phosphorus

(48)(65). (46) also reported that the mineral content of indigenous vegetables (*Corchorus olitorius* and *Xanthosoma sagittifolium*) was higher than exotic vegetables after his research. Interestingly, other comparable studies attributed *C. olitorius* as an inexpensive source of food nutrients due to the presence of vital nutrients such as iron, zinc, magnesium, calcium, copper, manganese, and molybdenum and potassium (65) (70) (68). Comparing the nutrient composition of *C. olitorius* cultivated in South Africa and Ghana, nutrient content data revealed these leaves species had a similar quantity of zinc and iron (72).

In an aqueous extract of another notable indigenous vegetable *Talinum triangulare*, minerals like iron (10mg/100g), zinc (12.0mg/100g), magnesium (30.2 mg/100g), sodium (1.84mg/100g) and potassium were identified (68). Then also (66) indicated the presence of iron (28.21mg/100g) and Phosphorus (81.90/100mg) in waterleaf and this was not significantly different from *Xanthosoma sagittifolia* (80.10/100mg) in the same study. According to (68) vegetables that offer between 10-19% magnesium and iron recommended daily value are good sources and if it is below 5% it is indicated as being a poor source by the Food and Drugs Authority of USA. Interestingly, *C. olitorius* and *T. triangulare* provided 9% and 8% magnesium as well as 33% and 56% iron respectively which makes them a good source. Then also in terms of sodium (480mg) and potassium (4700mg), *C. olitorius* and *T. triangulare* were within the required limit (51)(68).

In light of micronutrient deficiencies; iron-deficiency anaemia (73), calcium-deficiency rickets (74) and zinc deficiency which is prevalent in Ghana as well as many other regions of sub-Saharan Africa (75)(76), these rich indigenous vegetables in this study will be very valuable. Calcium and phosphorus found in these indigenous vegetables are essential macronutrients required for the development and strengthening of bone, teeth and muscles (77). Other present microelements such as copper function in blood production as they facilitate haemoglobin formation together with iron and energy metabolism (78). Manganese

is also a trace element that is a cofactor of many enzymes (78). A similar assertion was made by (58) when they analysed Dandelion as it contains a high concentration of minerals that could confer protection and boost to immune system against infections.

7.3. Vitamins

Indigenous vegetables are essential sources of vitamins needed to promote human metabolism in addition to the macronutrients they contain. Vitamins are essential micronutrients that are much needed in the body to play several significant bodily functions like the metabolism of energy, enhancing immunity and digestion of foods. 14 vitamins are available to the human body, however, in terms of their origin, vitamin D3 and niacin are synthesized naturally by the body whilst the remaining vitamins can only be ingested through diets or supplements to regulate the physiological functions of the body (79). It is worthy to note that, vitamins can be grouped into two and this is based on the solubility of vitamins in water and non-polar organic solvents like fat and oil. Water-soluble (polar) vitamins comprising of vitamin C and 8 vitamin B are one group whereas vitamins A, D, E, and K are another group known as fat-soluble vitamins (80). Inadequate intake or deficiency of vitamins can result in scurvy, anaemia, nervous disorder, night blindness etc. (81). Although water-soluble vitamins have many functions, one of the most principal tasks is the synthesis of coenzymes during biochemical processes in the human body (82). The vitamin B subgroups consist of B1 (thiamine), B2 (riboflavin), B3 (niacin), B5 (pantothenic acid), B6 (pyridoxine), B8 (biotin), B9 (folic acid or folate), B12 (cyanocobalamin) and B4 (choline). Whiles thiamine (B1) is a part of an enzyme needed for energy metabolism and nerve functioning (83)(84), riboflavin (B2) is needed for fat, carbohydrate and protein metabolism as well as ensuring vision and skin health (84). Niacin (B3) and thiamine are important for the nervous system, digestive system and skin health (80). Studies have posited niacin to offer a protective effect against mental dysfunction and Alzheimer's disease. Folic acid or

folate is highly needed during the pregnancy and infancy period due to its ability to facilitate DNA and new cell synthesis especially red blood cells (82). The right amount of folate in the human system has been shown to limit the risk of cardiovascular diseases. Pantothenic acid aid in the production of fatty acids (85). Then also, proper functioning of membrane structure, lungs and memory in infants have been attributed to choline (86). Furthermore, Vitamin B6 (pyridoxine) is an important functionary in immune system build-up, protein metabolism and gluconeogenesis (68) while vitamin B12 (cyanocobalamin) is needed for erythropoiesis, nervous system functioning and DNA replication (87). Vitamin C plays a major role as an antioxidant physiologically in the body in that it aids in iron absorption and protein metabolism (70).

With respect to fat-soluble vitamins, vitamin A facilitates vision, reproduction and cellular communication. Vitamin D is needed for proper absorption of calcium, vitamin E acts as an antioxidant that protects cells walls and vitamin K is essential for proper blood clotting (88)(89). It is worth noting that, these vegetables posit as rich sources of vitamins A which occurs as provitamin A carotenoids such as β -carotene, lutein and/or zeaxanthin which could be more preferred than vitamin-fortified food which is known to be costly and detrimental when in excess (90). In human nutrition, β -carotene serves as the major dietary source of retinol which reduces the threat of chronic ailment (90) whereas lutein and zeaxanthin have been found to protect against blindness (91)(92). Hence, the consumption of β -carotene from these indigenous vegetables has been recommended as a significant and inexpensive remedy to vitamin A deficiency than vitamin A supplements (90). Interestingly, literature has indicated these indigenous vegetables to contain these essential micronutrients. Qualitative analysis of *Talinum triangulare* revealed the presence of vitamins A (β -Carotenoid), vitamin C (Ascorbic acid) and Vitamin B6 (pyridoxine) (68). *Corchorus olitorius* also serves as an inexpensive traditional nutraceutical leafy vegetable in Africa (93) and this is as a result of

the high concentration of Beta carotenoids, lutein, zeaxanthin and total carotenoids of *Corchorus olitorius* when compared to *Solanum macrocarpon* (94)(95). (45) also showed the presence of higher moisture (82g), Vitamin C 48mg/100g, β -carotene (6.4mg/100g), lutein (22mg/100g), and total folate (89mg/100g). In other several studies, *C. Olitorius* was attributed as an inexpensive source of food nutrients in that it possessed vital nutrients such as protein, iron, zinc, magnesium, potassium, and vitamins (A, B2, B6, B12, C, E) (32)(39)(41). Furthermore, this traditional green leafy vegetable has been revealed to contain provitamin A (β -carotene, lutein), vitamin C (ascorbic acid and dehydroascorbate), vitamin B9, thiamine, riboflavin, niacin, as well as α -linolenic acid and omega-6/omega-3 (45)(65). Among the various vegetables Wireko-Manu and his colleagues studied (45) in terms of their vitamin C content, the leaves of *Xanthosoma sagittifolium* was the second to have higher composition however it was higher than the amount (37 mg/100 g) indicated by (91). It was further reported that the cooked *Xanthosoma sagittifolium* leaves represent non-negligible sources of folate and hence eating 100g of it can supply up to 97% vitamin A as well as 90% vitamin C in response to the recommended dietary intakes (91) nevertheless another study observed considerable losses of nutrients after cooking (45). Therefore, enhancing our processing methods will be useful in preserving more minerals which will be beneficial to consumers (45) (91). Because *Launaea taraxacifolia* can supply a higher amount of vitamin A (97%) and vitamin C (90%) as well as folate and lutein after being cooked (45). Hence, to curb non-communicable diseases and vitamin deficiencies that are prevalent in sub-Saharan Africa, nutrition policies should be put in place to encourage the consumption of diets containing these vegetables.

8. PHYTOCHEMICAL CONSTITUENT

8.1. Phenolic compounds

Phenolic compounds are plant secondary metabolites that function in increasing the quality of fruit colour and flavour as well as having antioxidant activity among other functions (96). These phenolic compounds such as tannins and flavonoids react with oxygen species by easily giving away electrons. This unique capability makes it useful antioxidants for protecting the body from free radicals which decreases oxidative stress especially in malarial conditions (97)(98)(99). In addition to these functions, other researches have indicated the body protection effect and anticancer activity of these phenolic compounds (100)(101)(102).

Then also, polyphenols (like flavonoids and tannins) are one of the major group of such natural antioxidant which has been reported to be present in *C. olitorius*, *T. triangulare* and *L. taraxacifolia* (103)(104)(105). Methanol fraction of *L. taraxacifolia* leaves gave a good polyphenolic compound and flavonoid compound hence the authors concluded that indigenous leafy vegetables eaten in Ghanaian homes are a viable source of these food compounds as well as antioxidants, which have the propensity of providing significant health and nutraceutical advantage to consumers (105). This was confirmed by high total phenolic compounds and antioxidant activity observed in another study (106). Hence the availability of these phenolic compounds in this vegetable makes its consumption useful as it will help prevent diseases such as Alzheimer's, cardiovascular diseases and cancer which are mediated by free radicals (98). There was evidence that extracts from *Xanthosoma sagittifolium* and *Talinum triangulare* contained non-nutrient phytochemicals such as phenols which caused a significant reducing effect of several oxidation. These phenols are free radical scavengers that exhibited higher antioxidant capacity (104). This confirmed a similar study that noted a positive relationship between phenolic constituent of the leaves extract and antioxidant activity. However, no correlation existed between free radical activity and flavonoid contents (105). On the other hand, when the leaves were extracted using hydro-ethanol, the antioxidant

effect was seen to be much higher than leaves extracted with methanol (104). Comparable results were also obtained from several studies conducted in Nigeria (107)(108).

8.2. Antioxidant capacity

Apart from their nutritive potential, traditional leafy vegetables when added to the human diet have been established to be very useful as antioxidants that arise from their phenolic compounds (109)(110). Hence, the antioxidant role of several phytonutrients have been measured in relation to their capacity to prevent oxidation. One non-nutritive phytochemical is phenols which have been associated with antioxidant activities in several studies (104)(105), in which indigenous vegetables possess promising natural antioxidant that is useful as a dietary supplement (100). Other Phyto-compounds such as flavonoids, ascorbic acid tannins, lignins and coumarins have been reported to essentially free scavenging radicals needed to reduce the risk of several degenerative diseases and boost our immune system (111)(112)(113). Ascorbic acid present in these indigenous vegetables is also a free radical scavenger that also can regenerate other antioxidants such as tocopheroxyl and the carotene radical cation from their radical species (111). Ten popularly eaten indigenous leafy vegetables in Ghanaian communities were evaluated for their antioxidant potential based on their polyphenolic (PC) and flavonoid contents (FC) by (105). After each vegetable was partitioned into two using water and methanol, the methanol extracts of the plants displayed the highest polyphenolic content whereas the flavonoid content of the aqueous extracts was as follows in descending order; *A. incurvatus*, *H. sabdariffa*, *Talinum triangulare*, *Colocasia esculenta*, *M. esculenta*, *V. amygdalina*, *O. basilicum*, *Solanum macrocarpon*, *Launaea taraxacifolia* and *Corchorus olitorius*. Total polyphenolic compounds in the methanolic extract of *Talinum triangulare* yielded 12.73mg GAE/g and 3.3mg GAE/g in the aqueous phase. The flavonoid content was also 44.67 µg QE/gdw for methanolic extract. Comparing these results revealed higher polyphenolic and flavonoid content in samples analyzed in

Nigeria than that which was from Ghana. Furthermore, the scavenging activity in the methanolic extract was also reported (105). (114) indicated that, aside from the phenolic antioxidants which were earlier identified, *C. olitorius* also contain potent water-soluble antioxidants which protected from lipid peroxidation in mice. Further findings show that the intake of large quantities of this vegetable could reduce weight gain in males (114). All plants studied in other researches revealed significant scavenging and reducing ability with notable variation existing among the different species. *A. leiocarpus* (95.86 ± 0.1) showed the topmost scavenging ability proceeded by *C. olitorius* (94.19 ± 0.06) (103). It recorded the highest total phenolic constituent, and as a result exhibited a stronger free radical scavenging action than other two other vegetables; *Xanthosoma colocasia*, and *Allium ascalonicum* Linn studied (115)(97). Moreover, other investigation showed that these fruity vegetable revealed antioxidant properties, hence repaired a damaged DNA caused by these oxidative free radicals (116).

8.3. Other phytochemical composites

C. olitorius have been identified as an excellent source of Alkaloids, Glycosides, tannins, terpenoids, phytosterols (68) as well as flavonoids, saponins, cardiac glycosides and anthraquinones (117)/ Phytosterol, a naturally occurring compound in plants have the power to reduce cholesterol levels and also perform antioxidant activities (96). (58) reported the absence of cyanogenic glycoside as these secondary metabolites have been indicated as harmful to humans, hence their absence makes *L. taraxacifolia* safe for eating i.e. sauces and soups. Many authors also confirmed the presence of phytochemicals like tannins, terpenoids, flavonoids, and steroids (58) (105) (106). Additionally, qualitative analysis of *T. triangulare* extract showed it possesses alkaloids, glycosides, tannins, flavonoids and phytosterols (68).

Phytochemicals in the various vegetables explain their ability to fight several diseases (118). Terpenoids for instance fight malaria, inflammation, cancer as well as different bacterial and viral infection (119). Anti-inflammation, anti-virus effect and destruction of tumour cells are also vital role performed by Saponins (120). Similarly, tannins exert protection against viral, bacterial and other harmful microorganisms due to their antioxidant ability (111) (121). Plant sterols also lessen the threat of cardiovascular diseases by decreasing cholesterol in the blood (122). Thus, indigenous vegetables possessing a significant number of phyto-compounds may have accounted for its common and wide usage as a source of food. This also supposedly confirms the underpinning reason for their use by traditional healers for disease treatment (97).

9. PHARMACOLOGICAL PROPERTIES

Classes of secondary metabolites influence these indigenous vegetable like *C. olitorius* to display a wide array of biological activities such as antimutagenic, wound healing, analgesic, anticarcinogenic, antimicrobial and anti-inflammatory properties (103) (106)(123). It was reported that *Corchorus olitorius* showed higher antibacterial activity against microorganisms such as *Staphylococcus aureus*, *Klebsiella pneumonia*, *Citrobacter spp.*, and *Escherichia coli*. Methanolic extract of *Corchorus olitorius* against *E. coli* was recorded the highest inhibition zone (103). Concerning *Talinum triangulare*, there has not been much research on their pharmacological studies in Ghana. However, in other countries like Nigeria, several studies have reported on the leaves' capacity to reduce oxidative stress and provides angiotensin-I-converting enzyme (ACE) inhibitory effects as a result of antioxidants which could help prevent diseases like hypertension (124) (125).

Launaea taraxacifolia leaves are believed to possess several therapeutic effects including anti-inflammatory and anticholinergic properties (93). The anticholinergic effect of the

Launaea taraxacifolia leaves extract (TOLE) was investigated in ovalbumin (OA) sensitized guinea-pig trachea. The test drugs (TOLE or prednisolone) were administered orally 1h before the aerosolized 2% ovalbumin challenge. After the leaves extract was administered, a significantly opposed outcome on the contraction of the trachea to both acetylcholine (35.10 ± 0.04) and OA (18.6 ± 1.5) was observed. In addition to that, the extract decreased monocytes (0.62 ± 0.23), lymphocytes (3.4 ± 0.59) and neutrophils (3.65 ± 0.20) counts in ovalbumin-sensitized guinea-pigs. Thus, *Launaea taraxacifolia* leaves extract possesses anticholinergic and reduces neutrophil, eosinophil and basophil counts in ovalbumin-sensitized guinea pigs (93). Again, other several studies have ascribed the anti-proliferative, antimicrobial activities, antioxidant activity (102)(123)(126) of the plant. In one such study, ‘anti-proliferative Phyto-compounds in *Launaea taraxacifolia* leaves manifested selectivity and minimal cytotoxicity against cancerous and non-cancerous cell lines’ respectively (123). Samples extracted with methylene chloride exhibited the greatest anti-proliferative activity thereby hindered the multiplication of the majority (97%) of SGT oral cancer cells while the highest antimicrobial activity in both disc diffusion and broth dilution assays were recorded by samples extracted with butanol (123). Thus, *Launaea taraxacifolia* leaves in the various fractions (methylene chloride and butanoic) was further suggested by the researchers as a potential lead for the isolation of anticancer and antimicrobial bioactive. Similarly, *Launaea taraxacifolia* extracts shown anti-proliferative activity and induce apoptotic activity in human promyelocytic HL60 leukaemia cells (126). (127) also reported the anti-helminthic activities of *Launaea taraxacifolia* leaves as part of twenty-nine indigenous medicinal plants utilised in Africa (Ghana) they examined. Though some of the plants were observed to be potent against the target parasite (*Ascaris suum*, a swine parasite that is very closely related to the human *A. lumbricoides*), *L. taraxacifolia* displayed a negligible antihelminthic effect (127). (128) also validated the anti-blastocystis activity of twenty-four (24) plant parts from twenty-one (21)

medicinal plants used to remedy stomach ailments from Ghana. *L. taraxacifolia* was part of the medicinal plants evaluated but, unfortunately, its activity was very poor as reported by the authors (128). (35) through their review also indicated other pharmacological activities (anti-ulcer, neuroprotective activity, antiviral activity, hypolipidemic and antidiabetics properties) which been reported in other developing countries.

10. TRADITIONAL MEDICINAL PROPERTIES

In most traditional Ghanaian homes, these indigenous vegetables are exploited for consumption and treatment of diseases. Though *T. triangulare* is used in the preparation of soup, it used in the treatment of diabetes and other general body health (44). Further traditional significance of these indigenous vegetables have also been reported (Table 2). Additionally, an overview of the chemical composition and properties of these vegetables can be found in Table 2.

11. Effect of Processing on Nutrient Constituents

Although these indigenous vegetables contain a high amount of nutrients, prolong cooking/boiling time has been implicated to decrease the mineral content. For instance, the beta carotene and vitamin C content of Ayoyo (*Corchorus olitorius*), and Nkontomire (*Xanthosoma sagittifolium*) significantly decreased after boiling (91). Similarly, (45) also indicated the significant loss of micronutrients from *Corchorus olitorius*, *Xanthosoma sagittifolium*, and *Launaea taraxacifolia* after boiling and microwave cooking. Then also, (106) assessed the effect of varied drying techniques (freeze-drying, oven drying and solar drying) on phenolic content and antioxidant activity. After the experiment, the antioxidant activity of the leaves reduced as a result of decreased phenolic constituent.

(67) analyzed the ascorbic acid content of raw and processed *X. sagittifolium*, *T. triangulare* and *C. olitorius*. In the raw form, they were 80.6mg/100g, 23.8mg/100g, 47.5mg/100g

respectively in terms of composition but reduced to 12.5mg/100g, 14.7mg/100g, 97mg/100g after boiling. Then also during storage, the ascorbic acid content in *Xanthosoma sagittifolium* reduced from 80.6mg/100g to 73.8mg/100g after 24hrs. In a similar study in Nigeria, fresh *T. triangulare* harboured 20.00mg/ml vitamin C. However when subjected to different processing methods, vitamin C content in the leaf reduced with sun drying (for 48hrs) causing the least effect thereby retaining a high amount of vitamins. Blanching caused a reduction by 18% (2mg/ml), squeezing with salt water 14% (6.0mg/ml) and sun-drying 4% (16.0mg) (129). Hence the adoption of improved cooking methods for more nutrient retention should be promoted.

Table 2: Summary of indigenous vegetables studied highlighting their chemical constituent, pharmacological activities and reported medicinal values.

Plant Species	Mineral	Proximate	Phytochemical	Pharmacological Activities	Reported traditional medicinal values
<i>Corchorus olitorius</i>	Calcium, copper, iron, magnesium, manganese, molybdenum, zinc, potassium. Vitamins A (Beta Carotene), B2, B6, B12 and C, lutein total folate, zeaxanthin and total carotenoids	Proteins	Alkaloids, glycosides, tannins, terpenoids, phytosterol flavonoids, saponins, cardiac glycosides anthraquinones, Phenolic compounds and a-linolenic acid	The plant has antimutagenic, wound healing, analgesic, anticarcinogenic, antimicrobial, anti-inflammatory, antioxidant, Antilipidemic effects.	For treating fevers and free bowels. For the management of anaemic conditions and general malaise (44). Treatment of fever, waist pain, stomach problem, loss of appetite (130).

<i>Launaea taraxacifolia</i>	Calcium, sodium, iron, Carbohydrate magnesium, manganese, crude proteins, phosphorus, zinc, fats total ash and potassium, folate, lutein, crude fibre Vitamin A and C	cardiac glycosides, terpenoids flavonoids, steroids, polyphenols,	Anti-inflammatory properties, Anticholinergic effect, Antioxidant, Free radical scavenging activity, anti-proliferative, antimicrobial activities,	Lowers blood pressure, immune system booster, reducing blood sugar; for treating liver, skin and gall bladder disease (71). Treats hypertension (131)(132). Blood tonic, Fever, Ulcer (133).
<i>Talinum. triangulare</i>	Iron, calcium, sodium zinc, phosphorus, and potassium Vitamins A (B-Carotenoid), B6 and C contents	High moisture, carbohydrates proteins, fats, ash and crude fibre	Saponins, Polyphenols, Alkaloids, Phytosterols, flavonoids, glycosides and tannins	Reduction of oxidative stress It is employed in treating offers angiotensin-I- diabetes and other general body converting enzyme (ACE) health (44). inhibitory effects

<i>Xanthosoma sagittifolium</i>	Calcium, copper, iron, Proteins, phosphorus, magnesium, carbohydrate, manganese, molybdenum fibre and zinc, Vitamin A, Vitamin C, folate, thiamine, riboflavin	a-linolenic acid, Antioxidant, and free radical phenolic compounds, scavenging activity. Flavonoids	It was reported as good for the management of anaemic conditions, immune system booster (44). It is used in the management of diabetes mellitus (46).
---------------------------------	--	---	---

12. CONCLUSION

Indigenous vegetables are crops that are widely distributed in different regions of Ghanaian communities. The majority of the populace use them to prepare a variety of delicacies in various homes. Furthermore, it appears traditional healers utilize these vegetables as medicine especially in rural homes to treat various ailments such as anaemia, hypertension, fever, ulcer, malaria, waist pain and others. This probably is as a result of the several phyto-compounds such as saponins, tannins, glycosides, terpenoids, sterols, flavonoids that have been identified from these indigenous vegetables. These compounds have also been documented to offer protection benefit, health-promoting and immune-strengthening properties by exhibiting a wide array of pharmacological effects such as antimicrobial, antioxidant, anti-inflammatory, free radical scavenging, erythropoiesis activities. However, seeing the malnourished diets consumed in rural households in Ghana, the nutritive value of these indigenous vegetables could be a major way to curb nutritional deficiencies as well as food security issues. Therefore, encouraging their consumption through scientific researches is deemed necessary.

13. RECOMMENDATION FOR FUTURE EXPLORATION

Mass production of these indigenous vegetables should be encouraged as they are not difficult to cultivate and are readily affordable. Awareness should be created by various stakeholders on the nutritious and health benefit of these indigenous vegetables as it will be the cheapest way of dealing with nutrient deficiencies (malnutrition). Then also more studies have to be conducted on the identification and isolation of bioactive ingredients of the plants and their health implications using animal models in Ghana.

DATA AVAILABILITY

All data used for the study have been included in the article.

REFERENCES

1. FAO, IFAD, UNICEF, WFP, WHO. The State of Food Security and Nutrition in the World 2019. Rome, Italy; 2019.
2. UNICEF, WHO, IBRC. Levels and trends in child malnutrition: key findings of the 2018 Edition of the Joint Child Malnutrition Estimates. Geneva; 2018.
3. Afshin A, Sur PJ, Fay KA, Cornaby L, Ferrara G, Salama JS, et al. Health effects of dietary risks in 195 countries, 1990–2017: a systematic analysis for the Global Burden of Disease Study. *Lancet*. 2019;393(10184):1958–72.
4. Black RE, Victora CG, Walker SP, Bhutta ZA, Christian P, Onis M De, et al. Maternal and Child Nutrition 1 Maternal and child undernutrition and overweight in low-income and middle-income countries. *Lancet*. 2013;382(9890):427–51.
5. Forouzanfar MH, Alexander L, Anderson HR, Bachman VF, Biryukov S, Brauer M, et al. Global, regional, and national comparative risk assessment of 79 behavioural, environmental and occupational, and metabolic risks or clusters of risks in 188 countries, 1990–2013: a systematic analysis for the Global Burden of Disease Study 2013. *Lancet*. 2015;386(10010):2287–323.
6. Imamura F, Micha R, Khatibzadeh S, Fahimi S, Shi P, Powles J, et al. Dietary quality among men and women in 187 countries in 1990 and 2010: A systematic assessment. *Lancet Glob Heal*. 2015;3(3):e132–42.
7. Lawrence MA, Baker PI, Pulker CE, Pollard CM. Sustainable, resilient food systems for healthy diets: The transformation agenda. *Public Health Nutr*. 2019;22(16):2916–20.
8. Willett W, Rockström J, Loken B, Springmann M, Lang T, Vermeulen S, et al. Food in

- the Anthropocene: The EAT–lancet commission on healthy diets from sustainable food systems. *Lancet*. 2019;393(10170):447–492.
9. Dhellot JR, Matouba E, Maloumbi MG, Nzikou JM, Ngoma DGS, Linder M, et al. Extraction, chemical composition and nutritional characterization of vegetable oils: Case of *Amaranthus hybridus* (var 1 and 2) of Congo Brazzaville. *ajol.info* [Internet]. 2006 [cited 2021 Dec 25];5(11):1095–101. Available from: <https://www.ajol.info/index.php/ajb/article/view/42979>
 10. Onwordi CT, Ogungbade AM, Wusu AD. The proximate and mineral composition of three leafy vegetables commonly consumed in Lagos , Nigeria. *African J Pure Appl Chem*. 2009;3(6):102–7.
 11. Mepba HD, Eboh L, Banigo .D.E.R. Effects of Processing Treatments on the Nutritive Composition and Consumer Acceptance of Some Nigerian Edible Leafy Vegetables. *African J Food Agric , Nutrition Dev*. 2007;7(1):1–18.
 12. Sobukola OP, Dairo OU, Sanni LO, Odunewu A V., Fafiolu BO. Thin layer drying process of some leafy vegetables under open sun. *Food Sci Technol Int*. 2007;13(1):35–40.
 13. Ladeji O, Okoye ZSC, Ojobe T. Chemical evaluation of the nutritive value of leaf of fluted pumpkin. *Food Chem*. 1995;53:353–5.
 14. Schippers RR. African Indigenous Vegetables, An Overview of the Cultivated Species 2002 – Revised version on CD-ROM. Natural Resources International Limited,. 2002. 252 p.
 15. Odhav B, Beekrum S, Akula U, Baijnath H. Preliminary assessment of nutritional value of traditional leafy vegetables in KwaZulu-Natal, South Africa. *J Food Compos Anal*. 2007;20(5):430–5.

16. Mensah JK, Okoli RI, Eifediyi K. Phytochemical , nutritional and medical properties of some leafy vegetables consumed by Edo people of Nigeria. *African J Biotechnol.* 2008;7(14):2304–9.
17. Darnton-hill I, Webb P, Harvey PWJ, Hunt JM, Dalmiya N, Chopra M, et al. Micronutrient deficiencies and gender : social and economic costs 1 – 3. *Am J Clin nutrtn.* 2005;81(5):1198–205.
18. Darkwa S, Darkwa A. The Use of Indigenous Green Leafy Vegetables in the Preparation of Ghanaian The Use of Indigenous Green Leafy Vegetables in the Preparation of Ghanaian Dishes. *J Food Process Technol.* 2013;4(12).
19. Gupta S, Lakshmi AJ, Manjunath MN, Prakash J. Analysis of nutrient and antinutrient content of underutilized green leafy vegetables. *LWT - Food Sci Technol.* 2005;38(4):339–45.
20. Smith FI, Eyzaguirre P. African Leafy Vegetables: their role in the World Health Organization’s global fruit and vegetables initiative. *African J Food Agric Nutr Dev.* 2007;7(3):1–17.
21. Okeno JA, Chebet DK, Mathenge PW. Status of Indigenous Vegetable Utilization in Kenya. *Acta Hortic.* 2003;621:95–100.
22. Maziya-Dixon B, Akinyele IO, Oguntona EB, Nokoe S, Sanusi R, Harris E. Nigeria Food Consumption and Nutrition Survey. *Int Inst Trop Agric (IITA), Ibadan, Niger.* 2003;
23. Padulosi S, Hodgkin T, Williams JT, Haq N. Underutilized crops: trends, challenges and opportunities in the 21st century. In: *Managing plant genetic diversity Proceedings of an international conference, Kuala Lumpur, Malaysia, 12-16 June 2000.* 2009. p. 323–38.

24. Vodouhè R, Dansi A, Avohou HT, Kpèki B, Azihou F. Plant domestication and its contributions to in situ conservation of genetic resources in Benin. *Int J Biodivers Conserv.* 2011;3(February):40–56.
25. Assogbadjo AE, Sinsin B, Codjia JTC, Van Damme P. Ecological diversity and pulp, seed and kernel production of the baobab (*Adansonia digitata*) in Benin. *Belgian J Bot.* 2005;138(1):47–56.
26. Dansi A, Vodouhè R, Azokpota P, Yedomonhan H, Assogba P, Adjatin A, et al. Diversity of the neglected and underutilized crop species of importance in benin. *Sci World J.* 2012;2012.
27. Magbagbeola JAO, Adetoso JA, Owolabi OA. Neglected and underutilized species (NUS): A panacea for community focused development to poverty alleviation/poverty reduction in Nigeria. *J Econ Int Financ [Internet].* 2010;2(10):208–11. Available from: <http://www.academicjournals.org/JEIF>
28. Mohammed M, Sharif N. Mineral Composition of Some Leafy Vegetables Consumed in Kano , Nigeria * M . I . Mohammed and N . Sharif. *Niger J Basic Appl Sci.* 2011;19(2):208–12.
29. Chagomoka T, Drescher A, ... RG-AJ of F, 2015 U. Vegetable production, consumption and its contribution to diets along the urban–rural continuum in Northern Ghana. *African J Agric Nutr Dev [Internet].* 2015 [cited 2021 Dec 25];15(4):10352–67. Available from: <https://www.ajol.info/index.php/ajfand/article/view/124804>
30. Saka JDK, Msonthi JD. Nutritional value of edible fruits of indigenous wild trees in Malawi. *For Ecol Manage.* 1994;64(93):245–8.
31. Saka J, Rapp I, Akinnifesi F, Ndolo V, Mhango J. Physicochemical and organoleptic characteristics of *Uapaca kirkiana*, *Strychnos cocculoides*, *Adansonia digitata* and

- Mangifera indica fruit products. *Int J Food Sci Technol*. 2007;42(7):836–41.
32. Black RE, Allen LH, Bhutta ZA, Caulfi LE, Onis M De, Ezzati M, et al. Maternal and Child Undernutrition 1 Maternal and child undernutrition : global and regional. *Lancet*. 2008;371:243–60.
 33. Aguayo VM, Baker SK. Vitamin A deficiency and child survival in sub-Saharan Africa : A reappraisal of challenges and opportunities. *Food Nutr Bull*. 2005;26(4):348–55.
 34. Abubakar S, Ogbadu GH, Usman AB, Segun O, Olorode O, Samirah IU. The underutilized vegetable plants of the federal capital territory (FCT) Abuja of Nigeria. *Int J Dev Sustain* [Internet]. 2012;1(3):634–43. Available from: <http://isdsnet.com/ijds-v1n3-2.pdf>
 35. Bello OM, Zaki AA, Khan SI, Fasinu PS, Ali Z, Khan IA, et al. Assessment of selected medicinal plants indigenous to West Africa for antiprotozoal activity. *South African J Bot* [Internet]. 2017;113:200–11. Available from: <http://dx.doi.org/10.1016/j.sajb.2017.08.002>
 36. Balali GI, Yar DD, Afua Dela VG, Adjei-Kusi P. Microbial Contamination, an Increasing Threat to the Consumption of Fresh Fruits and Vegetables in Today's World. *Int J Microbiol*. 2020;2020.
 37. Research Institute of Statistical Social and Economic. The state of the Ghanaian Economy Report. Univ Ghana. 2014;2013:1–22.
 38. Obuobie E, Keraita B, Danso G, Amoah P, Olufunke OC, Raschid-Sally L, et al. Irrigated Urban Vegetable production in Ghana: Characteristics, benefits and risks. IWMI-RUAF-CPWF, Accra, Ghana: IWMI. 2006. 150 p.

39. Yakubu FJ. Motives of cultivating traditional leafy vegetables in Tamale Metropolis. *Int J Environ Agric Biotechnol*. 2018;3(1):15–9.
40. Amissah-Reynolds PK, Yar DD, Gyamerah I, Apenteng OY, Sakyi S. Fresh Vegetables and Ready-to-eat Salads: Sources of Parasitic Zoonoses in Mampong-Ashanti, Ghana. *Eur J Nutr Food Saf*. 2020;12(2):47–55.
41. Cornish G, Lawrence P. Informal Irrigation in peri- urban areas: A summary of findings and recommendations, DFID’s Water KAR Project R7132, Report OD 144,. HR Wallingford, Wallingford, UK.; 2001.
42. Asiedu-Darko E. A survey of indigenous knowledge about food and medicinal properties of *Solanum torvum* in East Akim District of Eastern Region of Ghana. *Ghana J Agric Sci*. 2010;43:61–4.
43. Food and Agriculture Organization of the United Nations. FAO, Food and Agriculture Organization of the UN: Global Production of Vegetables in 2017 [Internet]. 2017. Rome, Italy: FAO; 2017. Available from: <https://www.statista.com/statistics/264066/global-vegetable-production-by-region/>.
44. Asase A, Kumordzie S. Availability , Cost , and Popularity of African Leafy Vegetables in Availability , Cost , and Popularity of African Leafy Vegetables in Accra Markets , Ghana. *Econ Bot*. 2018;72(4):450–60.
45. Wireko-manu FD, Ejoh SI, Page D, Renard CMGC. Estimation of Micronutrient Contents in Traditional Green Leafy Vegetables and Their Potential Contribution to Dietary Recommended Intakes. *J Food Nutr Sci*. 2020;8(1):15–23.
46. Nyadanu D, Lowor ST. Promoting competitiveness of neglected and underutilized crop species : comparative analysis of nutritional composition of indigenous and exotic leafy and fruit vegetables in Ghana. *Genet Resour Crop Evol*. 2015;62:131–40.

47. Amo-adjei J, Kumi-kyereme A. Fruit and vegetable consumption by ecological zone and socioeconomic status in Ghana. *J Biosoc Sci.* 2015;47:613–31.
48. Yousaf Z, Wang Y, Baydoun E. Phytochemistry and pharmacological studies on *Solanum torvum* Swartz. *J Appl Pharm Sci.* 2013;3(4):152–60.
49. Opabode JT, Adebooye C. Application of biotechnology for the improvement of Nigerian indigenous leaf vegetables. *AFRICAN J Biotechnol* [Internet]. 2005 [cited 2021 Dec 25];4(3):138–42. Available from: <http://www.academicjournals.org/AJB>
50. Orhuamen EO, Stephen K, Oreoluwa C. Proximate Analysis of Fresh and Dry Leaves of *Telfairia occidentalis* (Hook.f.) and *Talinum triangulare* (Jacq.) Willd. *Croat J Food Technol Biotechnol Nutr.* 2012;7:188–91.
51. Akpanabiatu M, Bassey N, ... EU-J of F, 1998 U. Evaluation of some minerals and toxicants in some Nigerian soup meals. *J Food Compos Anal* [Internet]. 1998 [cited 2021 Dec 25];11:292–7. Available from: <https://www.sciencedirect.com/science/article/pii/S0889157598905816>
52. Rensburg WSJ Van, Averbek W Van, Slabbert R, Faber M, Jaarsveld P Van. African leafy vegetables in South Africa. *Water South African.* 2007;33(3):317–26.
53. Schippers RR. African Indigenous Vegetables, An Overview of the Cultivated Species. Natural Resources International Limited,. 2000. 1–252 p.
54. Kwarteng AO, Amoah RA, Nyadanu D, Nyam CK, Ziyaaba Z, Abogoom J, et al. Core collection of two important indigenous vegetables ; Gboma eggplant (*Solanum macrocarpon* L .) and Jute mallow (*Corchorus olitorius* L .) in Africa : An important step for exploitati ... Core collection of two important indigenous vegetables ; Gboma e. *Aust J Crop Sci.* 2018;12(09).

55. Leterme P, Londo AM, Estrada F, Souffrant WB, Buldgen A. Chemical composition , nutritive value and voluntary intake of tropical tree foliage and cocoyam in pigs †. J Sci Food Agric. 2005;85(10):1725–32.
56. Rodríguez L, Lopez DJ, Preston TR, Peters K. Giant Taro (*Alocasia macrorrhiza*) leaves as partial replacement for soya bean meal in sugar cane juice diets for growing pigs. Livest Res Rural Dev. 2006;18(7).
57. Boakye AA, Wireko-manu FD, Chronakis IS, O IOW, Gudjónsdóttir EM. Utilizing cocoyam (*Xanthosoma sagittifolium*) for food and nutrition security : A review. Food Sci Nutr. 2018;6(August 2017):703–13.
58. Adinortey M, Sarfo K, Quayson ET, Weremfo A. Phytochemical Screening , Proximate and Mineral Composition of *Launaea taraxacifolia* Leaves. J Med Plants Res. 2012;6:171–9.
59. Burkill H. The useful plants of west tropical Africa. Edition 2. Vol. 1: families AD. Kew, R Bot Gard. 1985;960.
60. Sweeney B, Basch E. Evidence-Based Systematic Review of Dandelion (*Taraxacum officinale*) by Natural Standard Research Collaboration. J Herb Pharmacother. 2004;5:79–93.
61. Food and Agricultural Organization (FAO. Food and Agricultural Organization (FAO), Statistical Yearbook 2014... - Google Scholar [Internet]. 2014 [cited 2021 Dec 25]. Available from:

https://scholar.google.com/scholar?hl=en&as_sdt=0%2C5&q=F.+and+A.+O.+%28FAO%29%2C+FAO+Statistical+Yearbook+2014+on+Africa+Food+and+Agriculture.+Accra%3A+Food+and+Agriculture+Organization+of+the+United+Nations+Regional+Office+for+Africa%2C+2014&btnG=

62. Darfour B, Rosentrater KA. Agriculture and Food Security in Ghana Agriculture and Food Security in Ghana. In: 2016 ASABE Annual International Meeting Paper. 2016. p. 1–11.
63. Hauck J, Youkhana E. Histories of water and fisheries management in Northern Ghana. Bonn; 2008.
64. FAO, IFAD, UNICEF, WFP, WHO. The State of Food Security and Nutrition in the World 2020. [Internet]. Rome, Italy: FAO; 2020. 9 p. Available from: <https://www.statistica.com/statistics/273291/number-of-people-with-malnutrition-worldwide>
65. Glew RS, Amoako-Atta B, Ankar-Brewoo G, Presley J, Chuang L, Millson M, et al. Mineral , fatty acid and protein content of seven indigenous leafy vegetables of Ghana. Br Food J. 2010;112(10):1102–14.
66. Kwenin WKJ, Wolli M, Dzomeku BM. Assessing the nutritional value of some African indigenous green Leafy Vegetables in Ghana. J Anim Plant Sci. 2011;10(2):1300–5.
67. Watson JD. Ascorbic acid content of plant foods in ghana and the effects of cooking and storage on vitamin content. Ecol Food Nutr. 1976 Jan 1;4(4):207–13.
68. Dickson RA, Annan K, Fleischer TC, Amponsah IK, Nsiah K, Oteng JA. Phytochemical Investigations and Nutritive Potential of Eight Selected Plants from Ghana. J Pharm Nutr Sci. 2012;2:172–7.
69. Gbadamosi IT, Okolosi O. Botanical galactogogues : nutritional values and therapeutic potentials. J Appl Biosci. 2013;61:4460–9.
70. Baidoo IK, Fletcher JJ, Mensah PK, Quagraine RE, Opata NS. Determination of

- mineral element composition of Ayoyo, Baobab and Dandelion vegetable green leaves in Ghana using instrumental neutron activation analysis. *J Food Meas Charact.* 2014;8(4):389–97.
71. Nkansah MA, Takyi Hayford S, Sheringham Borquaye L, Hawkins Ephraim J. Heavy metal contents of some medicinal herbs from Kumasi, Ghana. Taylor Fr [Internet]. 2016 [cited 2021 Dec 25];2(1):1234660. Available from: <https://www.tandfonline.com/doi/abs/10.1080/23311843.2016.1234660>
 72. Ndlovu J, Afolayan AJ. Nutritional analysis of the South African wild vegetable *Corchorus olitorius* L. *Asian J Plant Sci.* 2008;7(6):615–8.
 73. Agyei-Frempong MT, Asare G, Owiredun WKBA, Yeboah FA. Iron deficiency in rural Ghanaian children. *East Afr Med J.* 2001;78(5):246–9.
 74. Thacher T, Glew RH, Bm CI, Bm JOL, Bs JKS, Hollis BW, et al. Rickets in Nigerian Children : Response to Calcium Supplementation. *J Trop Pediatr.* 1999;45.
 75. Lutter CK, Rivera JA. Nutrient Composition for Fortified Complementary Foods
Nutritional Status of Infants and Young Children and Characteristics of Their Diets 1. *J Nutr.* 2003;(133):2941–9.
 76. Adu-afarwuah S, Lartey A, Brown KH, Zlotkin S, Briend A, Dewey KG, et al. Home fortification of complementary foods with micronutrient supplements is well accepted and has positive effects on infant iron. *Am J Clin Nutr.* 2008;87:929–38.
 77. Turan M, Kordali S, Zengin H, Dursun A, Sezen Y. Macro and micro mineral content of some wild edible leaves consumed in Eastern Anatolia. *Acta Agric Scand Sect B Soil Plant Sci.* 2003;53(3):129–37.
 78. Hassan LG, Ngaski MMA. Nutritional evaluation of *Cassia siamea* leaves. *J Chem Soc*

- Niger. 2007;32(2):137–43.
79. Glinko A, Bozym MJ, Owens ML, Usher KM, Chester W, Majors RE. Reversed-Phase HPLC Separation of Water-Soluble Vitamins on Agilent ZORBAX Eclipse Plus Columns Application. *Agil Technol.* 2008;1:1–7.
 80. Zhang Y, Zhou W, Yan J, Liu M, Zhou Y, Shen X, et al. A Review of the Extraction and Determination Methods of Thirteen Essential Vitamins to the Human Body : An Update from 2010. *Molecules.* 2018;23:1484.
 81. Kartsova LA, Koroleva OA. Simultaneous Determination of Water- and Fat-Soluble Vitamins by High-Performance Thin-Layer Chromatography Using an Aqueous Micellar Mobile Phase. *J Anal Chem.* 2007;62(3):255–9.
 82. Bonku R, Yu J. Food Science and Human Wellness Health aspects of peanuts as an outcome of its chemical composition. *Food Sci Hum Wellness* [Internet]. 2020;9(1):21–30. Available from: <https://doi.org/10.1016/j.fshw.2019.12.005>
 83. Morris MC, Evans DA, Bienias JL, Scherr PA, Tangney CC, Hebert LE, et al. Dietary niacin and the risk of incident Alzheimer’s disease and of cognitive decline. *J Neurosug Psychiatry.* 2004;75:1093–9.
 84. Sarwar MF, Sarwar MH, Sarwar M, Qadri NA, Moghal S. The role of oilseeds nutrition in human health : A critical review. *J Cereal Oilseeds.* 2013;4(8):97–100.
 85. Laquale KM. B-Complex Vitamins ’ Role in Energy Release. *Athl Ther.* 2006;70–5.
 86. Zeisel SH. Choline : Needed for Normal Development of Memory. *J Am Coll Nutr.* 2000;19(5):528–31.
 87. Subar AF, Krebs-Smith SM, Cook A, Kahle LL. Dietary sources of nutrients among US 1989 to 1991. *J Am Diet Assoc.* 1998;98(5):537–47.

88. Chen L, Liu Z, Kang X. Determination of Fat-soluble Vitamins in Food and Pharmaceutical Supplements Using Packed-fiber Solid Phase Extraction (PFSPE) for Sample Preconcentration / Clean-up. *Procedia Environ Sci* [Internet]. 2011;8(November):588–95. Available from: <http://dx.doi.org/10.1016/j.proenv.2011.10.091>
89. Settaluri VS, Kandala CVK, Puppala N, Sundaram J. Peanuts and Their Nutritional Aspects — A Review. *Food Nutr Sci*. 2012;2012:1644–50.
90. Zhong M, Kawaguchi R, Kassai M, Sun H. Retina, Retinol, Retinal and the Natural History of Vitamin A as a Light Sensor. *Nutrients*. 2012;4:2069–96.
91. Agbemaflle R, Obodai EA, Adukpo GE, Amprako DN, Agbemaflle R. Effects of boiling time on the concentrations of vitamin c and beta-carotene in five selected green vegetables consumed in Ghana. *Pelagia Res Libr*. 2012;3(5):2815–20.
92. Chew E, SanGiovanni J, Ferris F, Wong W, Agron E, Clemons T, et al. Lutein/Zeaxanthin for the Treatment of Age Related Cataract: AREDS2 Randomized Trial Report No. 4. *JAMA Ophthalmol*. 2019;131(7):843–50.
93. Awortwe C, Sackeyfio AC, Osei-safo D, Bugyei KA. Dual effect of *Taraxacum officinale* leaves : Anticholinergic and inhibitory effect on inflammatory cells in ovalbumin-sensitized guinea-pigs. *African J Pharm Pharmacol*. 2011;5(23):2613–9.
94. Amagloh FK, Atuna RA, McBride R, Carey EE, Christides T. Nutrient and Total Polyphenol Contents of Dark Green Leafy Vegetables , and Estimation of Their Bioaccessibility Usin the In Vitro Digestion/Caco-2 Cell Model. *Foods*. 2017;6(54):1–12.
95. Steiner-Asiedu M, Agbemaflle I, Setorglo J, Danquah AO, Anderson AK. Carotenoids content of *Corchorus olitorius* and *Solanum macrocarpon* - commonly used Ghanaian

- vegetables Carotenoids content of *Corchorus olitorius* and *Solanum macrocarpon* - commonly used Ghanaian vegetables. *Int Food Res J*. 2014;21(5).
96. Shenstone E, Lippman Z, Eck J Van. A review of nutritional properties and health benefits of *Physalis* species Fresh weight. *Plant Foods Hum Nutr*. 2020;
 97. Gyingiri A, Asase A, Ashong A, Adu-Bobi N, Rudolph A, Donkor S, et al. Phytochemical Evaluation of some Anti-malarial Medicinal Plants used in the Dangbe West District of Ghana . Phytochemical Evaluation of some Anti- malarial Medicinal Plants used in ... *Rep Opin*. 2011;3(4).
 98. Manach C, Scalbert A, Morand C, Rémésy C, Jime L. Polyphenols: food sources and bioavailability. *Am J Clin Nutr*. 2004;79:727–47.
 99. Rice-Evans CA, Miller NJ, Paganga G. Structure-antioxidant activity relationships of flavonoids and phenolic acids. *Free Radic Biol Med*. 1996;20(7):933–56.
 100. Dykes L, Rooney L. Phenolic compounds in cereal grains and their health benefits. *Cereal Foods World (CFW)*. 2007;52(3):105–11.
 101. da Rocha AB, Rafel B, Lopes M, Schwartzmann G. Natural products in anticancer therapy. *Curr Opin Pharmacol*. 2001;1:364–9.
 102. Tettey CO, Ocloo A, Nagajyothi PC, Lee KD. Antioxidant Activity of Solvent Fractions of *Taraxacum officinale* (Dandelion) Leaves Antioxidant Activity of Solvent Fractions of *Taraxacum officinale* (Dandelion) Leaves. *J Herbs Spices Med Plants [Internet]*. 2014;20(4):329–40. Available from: <http://dx.doi.org/10.1080/10496475.2013.871382>
 103. Barku VYA, Opoku-boahen Y, Owusu-ansah E, Dayie NTKD, Enock F. In-Vitro Assessment of Antioxidant and Antimicrobial Activities of Methanol Extracts of Six

- Wound Healing Medicinal Plants. *J Nat Sci Res.* 2013;3(1):74–80.
104. Morrison JF, Twumasi SK. Comparative studies on the in vitro antioxidant properties of methanolic and hydro-ethanolic leafy extracts from eight edible leafy vegetables of Ghana. *African J Biotechnol.* 2010;9(32):5177–84.
 105. Gyingiri A, Mills R, Otchere J, Seyram E, Achoribo E, Adu-Bobi N, et al. Evaluation of the antioxidant potentials of ten leafy vegetables extracts commonly consumed by the Ghanaian population . *J Environ Agric Food Chem.* 2012;11(2):85–94.
 106. Barimah J, Yanney P, Laryea D, Quarcoo C. Effect of Drying Methods on Phytochemicals , Antioxidant Activity and Total Phenolic Content of Dandelion Leaves. *Am J Food Nutr.* 2017;5(4):136–41.
 107. Akindahunsi AA, Salawu SO. Antioxidant indices of some green leafy vegetables. *Trop Sci.* 2005;45(1):33–5.
 108. Akindahunsi AA, Salawu SO. Phytochemical screening and nutrient-antinutrient composition of selected tropical green leafy vegetables. *African J Biotechnol.* 2005;4(6):497–501.
 109. Akula US, Odhav B. In vitro 5-Lipoxygenase inhibition of polyphenolic antioxidants from undomesticated plants of South Africa. *J Med Res.* 2008;2(9):207–12.
 110. Jimoh FO, Adedapo AA, Afolayan AJ. Comparison of the Nutritive Value, Antioxidant and Antibacterial Activities of Comparison of the Nutritive Value , Antioxidant and Antibacterial Activities of *Sonchus asper* and *Sonchus oleraceus*. *Rec Nat Prod.* 2011;5(1):29–42.
 111. Uusiku NP, Oelofse A, Duodu KG, Bester MJ, Faber M. Nutritional value of leafy vegetables of sub-Saharan Africa and their potential contribution to human health: A

- review. *J Food Compos Anal.* 2010;23(6):499–509.
112. Van Der Walt AM, Loots DT, Ibrahim M, Bezuidenhout CC. Model for predicting thermal stresses in thin polycrystalline films Minerals, trace elements and antioxidant phytochemicals in wild African dark-green leafy vegetables (morogo). *South African J Sci J Mech Phys Solids VLSI Electron Microstruct Sci Microelectron Mater Bristol Philadelphia J Appl Phys J Vac Technol B* [Internet]. 1990;105(7):511–34. Available from: <http://www.scielo.org.za/pdf/sajs/v105n11-12/a1605112.pdf>
 113. Onyeka EU, Nwambekwe IO. Phytochemical profile of some green leafy vegetables in South East, Nigeria. *Niger Food J.* 2007;25(1):67–76.
 114. Yabani D, Adotey G. Antioxidant Activity of *Corchorus olitorius* and Its Effect on Lipid Peroxidation Antioxidant Activity of *Corchorus Olitorius* and Its Effect on Lipid Peroxidation in Mice. *Elixir Food Sci.* 2018;114:49526–30.
 115. Acheampong A, Badu M, Agyemang AY. Comparative Total Phenolics and Antioxidant Activities of *Xanthosoma colocasia* , *Solanum torvum* and *Allium ascalonicum* L . *Int J Chem Biomol Sci.* 2016;2(4):73–9.
 116. Abas F, Lajis NH, Israf DA, Khozirah S, Kalsom YU. Antioxidant and nitric oxide inhibition activities of selected Malay traditional vegetables. *Food Chem* [Internet]. 2006 Apr [cited 2021 Dec 25];4(95):566–73. Available from: <https://www.infona.pl//resource/bwmeta1.element.elsevier-c5532cf2-0f3a-3fdb-aeb4-3d95a3fd5010>
 117. Boye A, Barku VYA, Amoateng P, Mbroh LA. Anti-nociceptive and antioxidant activities of an aqueous leaf extract of *Corchorus olitorius* L . (*Tiliaceae*). *Int J Biol Chem Sci.* 2014;8(6):2395–406.
 118. Yarnell E, Abascal K. Dandelion (*Taraxacum officinale* and *T. mongolicum*). *Integr*

- Med. 2009;8(2):35–8.
119. Nassar Z, Aisha A, Abdul-Majid A. The Pharmacological Properties Of Terpenoids From Sandoricum Koetjape The Pharmacological Properties Of Terpenoids From Sandoricum Koetjape. Webmed Cent Complement Med. 2010;1(12):1–11.
 120. Sharma V, Paliwal R. Isolation and characterization of saponins from *Moringa oleifera* pods. Int J Pharm Pharm Sci. 2013;5:179–83.
 121. Ashok PK, Upadhyaya K. Tannins are Astringent. J Pharmacogn Phytochem. 2012;1(3):45–50.
 122. Abumweis SS, Jones PJH. Cholesterol-Lowering Effect of Plant Sterols. Curr Atheroscler Rep. 2008;10:467–72.
 123. Tettey CO, Ocloo A, Nagajyothi PCN, Lee KD. An in vitro analysis of antiproliferative and antimicrobial activities of solvent fractions of *Taraxacum officinale* (Dandelion) leaf. J Appl Pharm Sci. 2014;4(3):041–5.
 124. Afolabi O, Oloyede O, Jaiyesimi K, Obafemi T, Awe J, Fadaka A. ANTAGONISTIC POTENTIALS OF TALINUM TRIANGULARE EXTRACTS AGAINST IRON II – INDUCED OXIDATIVE STRESS IN TISSUE HOMOGENATES OF WISTAR ALBINO RAT - IN VITRO. World J Pharm Sci. 2015;4(06):59–67.
 125. Oboh G, Akinyemi AJ, Adeleye B, Oyeleye SI, Ogunsuyi OB, Ademosun AO, et al. Polyphenolic compositions and in vitro angiotensin-I-converting enzyme inhibitory properties of common green leafy vegetables: A comparative study. Food Sci Biotechnol. 2016 Oct 1;25(5):1243–9.
 126. Appiah-Opong R, Tuffour I, Annor G, Blankson-Darku A, Cramer P, Kissi-Twum A, et al. Antiproliferative, Antioxidant activities and apoptosis induction by *Morinda lucida*

- and *Taraxacum officinale* in humans HL-60 leukaemia. *J Glob Biosci.* 2016;5(7):4281–91.
127. Williams AR, Soelberg J, Jäger AK. Anthelmintic properties of traditional African and Caribbean medicinal plants : identification of extracts with potent activity against *Ascaris suum* in vitro. *Parasite.* 2016;23:23–35.
 128. Christensen BC, Soelberg J, Stensvold CR, Jäger AK. Activity of medicinal plants from Ghana against the parasitic gut protist *Blastocystis*. *J Ethnopharmacol* [Internet]. 2015;174:569–75. Available from: <http://dx.doi.org/10.1016/j.jep.2015.03.006>
 129. Oguguo AV. Effect of Processing Methods on the Vitamin C Content of Fluted Pumpkin Leaves (*Telfairia Occidentalis*) And Waterleaf (*Talinum Triangulare*). 2018;4(2):14–7.
 130. Abel C, Busia K, Med HH. An Exploratory Ethnobotanical Study of the Practice of Herbal Medicine by the Akan Peoples of Ghana Herbal Medicine in Ghana. *Altern Med Rev.* 2005;10(2):112–22.
 131. Nyadanu D, Amoah RA, Kwarteng AO, Akromah R, Aboagye LM, Dansi A, et al. Domestication of jute mallow (*Corchorus olitorius* L.): ethnobotany, production constraints and phenomics of local cultivars in Ghana. *Genet Resour Crop Evol.* 2016;
 132. Kretchy IA, Owusu-daaku F, Danquah S. Patterns and determinants of the use of complementary and alternative medicine : a cross-sectional study of hypertensive patients in Ghana. *BMC Complement Altern Med.* 2014;14(44):1–7.
 133. Appiah KS, Oppong CP, Mardani HK, Omari RA, Kpabitey S, Amoatey CA, et al. Medicinal Plants Used in the Ejisu-Juaben Municipality, Southern Ghana: Ethnobotanical Study. *Medicine (Baltimore).* 2019;6(1):1–27.