

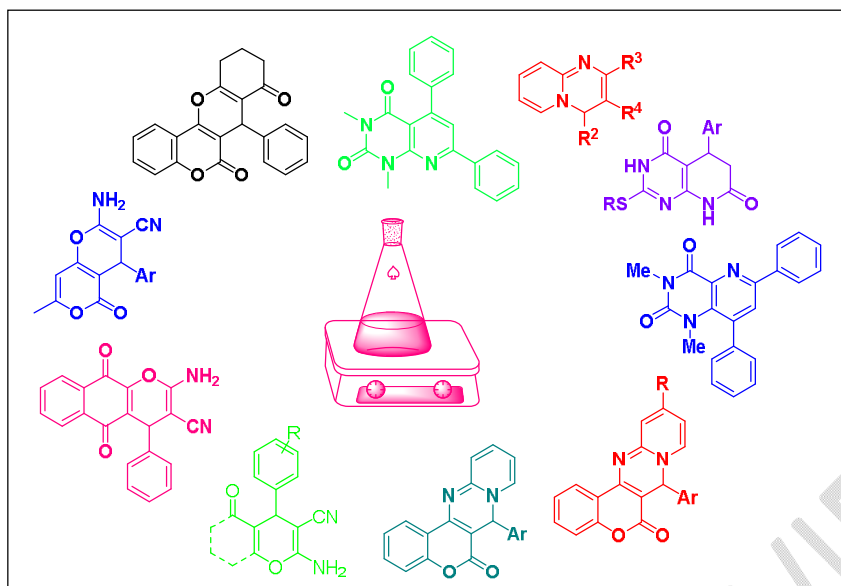
## **Review Article**

### **A brief overview on recent one pot multi-component synthesis and biological properties of a class of new class of chromenes, coumarines, chromeno-pyrimidines, pyrido-pyrimidine and quinazoline heterocycles**

#### **Abstract**

The chromenes, coumarines, pyrido-pyrimidine and quinazoline cores possess a vast number of biological activities such as anticancer, anti-malarial, anti-microbial, anti-fungal, anti-tubercular activities and the conventional classical synthetic methods have harsh conditions having multistep process. Currently researches are searching for new methodology to eliminate the use of chemicals, solvents and catalysts, which are hazardous to human health as well as to environment and so, this review provides a concise overview of new dimensions of one pot multi-component synthetic approaches in designing chromenes, coumarines, pyrido-pyrimidine and quinazoline scaffolds. This review would give more scientific ideas to synthesize a variety of heterocyclic moieties in a new synthetic way following the one-pot multi-component method.

**Keywords:** Chromenes, Coumarines, Pyrido-pyrimidines and Quinazolines, 1,4-dihydropyridines, tetrazoloquinazolinones, One-pot reactions, Multicomponent synthesis



## Introduction

Coumarine or *2H*-chromene-2-one is an organic colourless solid compound with sweet odour having a lactone like ring fused with a benzene ring. Coumarins are also a class of chromenemolecules where  $sp^3$  hybridized carbon atom of *2H*-chromene molecule is replaced by carbonyl ( $C=O$ ) group having both chemical and pharmaceutical importance. Coumarins are widely spread in the nature and can be found in many plants as secondary metabolites.[1] There are several reported isolation process of coumarins from natural resources [2-16] and also there have methods of laboratory synthesis of both coumarine, substituted coumarins (**Fig.1.**) and other coumarin derivatives. Coumarins are another important class of heterocyclic compounds which contain a basic flavinoid like skeleton and have both natural and synthetic origin that show diverse pharmaceutical and biological activities.[17] As coumarin scaffolds are one of the important fused ring heterocyclic bioactive compounds, a considerable effort have been made by researchers towards the fruitful synthesis of these useful bio-active coumarine heterocycles. Coumarins can be derived from natural resources and scaffold can be used extensively in laboratory for generation of newer drug molecules. Their derivatives are no doubt a class of bioactive agents which show a broad range biological activities such as anti-inflammatory [18], anticancer [19], anti-tubercular [20], anti-viral [21], anti-fungal [22].

A variety of scientific research have been made towards the synthesis coumarin analogues to find their significant applications in the field of medicinal chemistry and a number of coumarin derivatives have been obtained by following famous reactions procedures such as Knoevenagel, Perkin, Reformatsky, Michael etc. [23] Some coumarine derivatives also showed excellent fluorescent properties and thus a series of coumarin based molecular probes are being used to investigate drug action in cellular biological researches.[24] According to IUPAC systems of nomenclatures, benzopyran systems are generally known as chromenes.[25] There are two isomers of benzopyran such as chromene and isochromene and additionally there are several types of chromenes reported in literature depending upon its structural variation and presence of ring substitution. Out of nine carbons in the ring system, eight carbons are  $sp^2$  and one carbon is  $sp^3$  hybridized and depending upon the position of  $sp^3$  carbon with respect to ring oxygen naming of chromenes are done as *2H*-, *3H*- and *4H*-chromenes and the replacement of  $sp^3$  hybridized carbon by carbonyl group leads to make *2H*-, *3H*- and *4H*-chromenone or chromone rings.[26-27] A list of various types of chromenes have been shown in (**Fig.2.**) containing tricyclic and tetracyclic rings also.

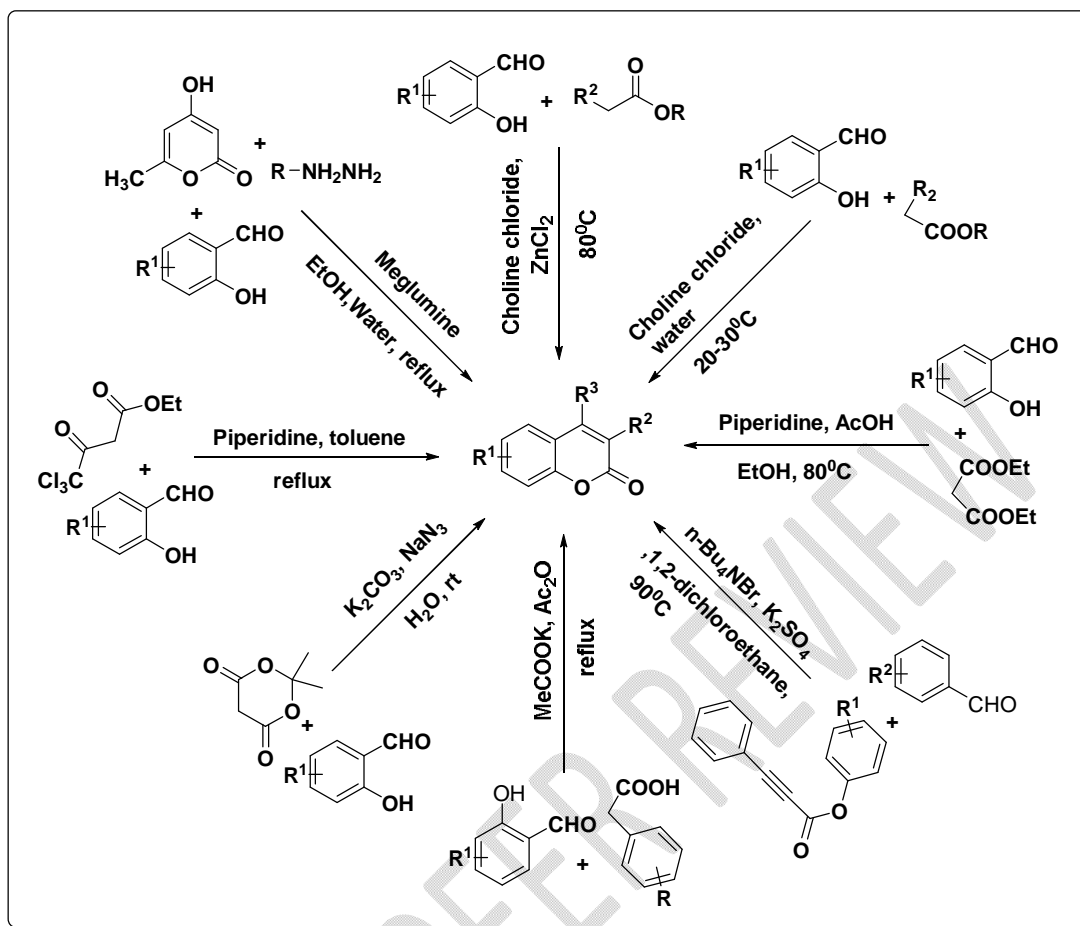
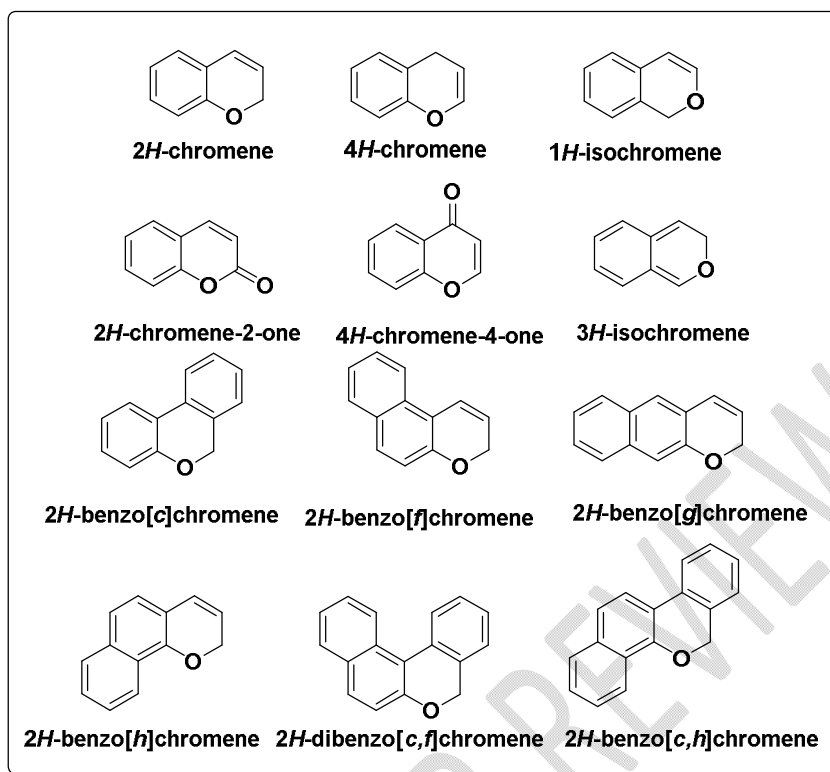
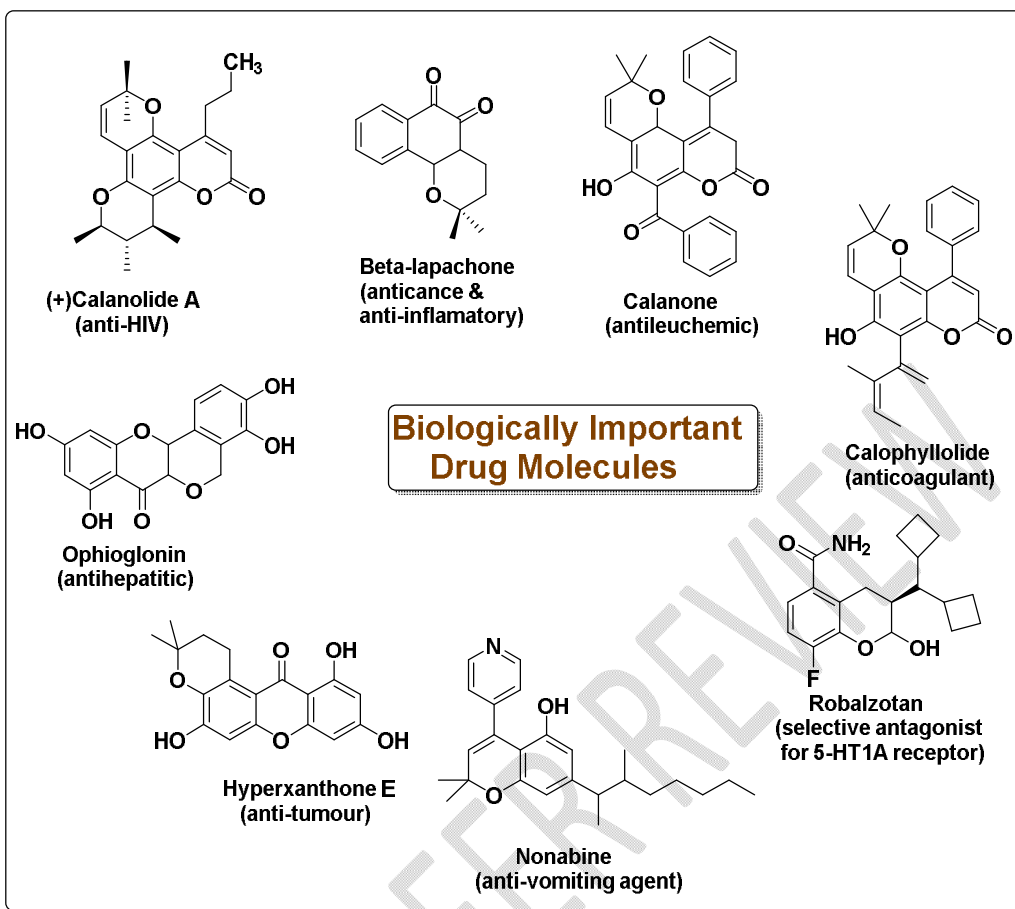


Fig.1. Diverse synthetic routes for the synthesis of coumarine structures



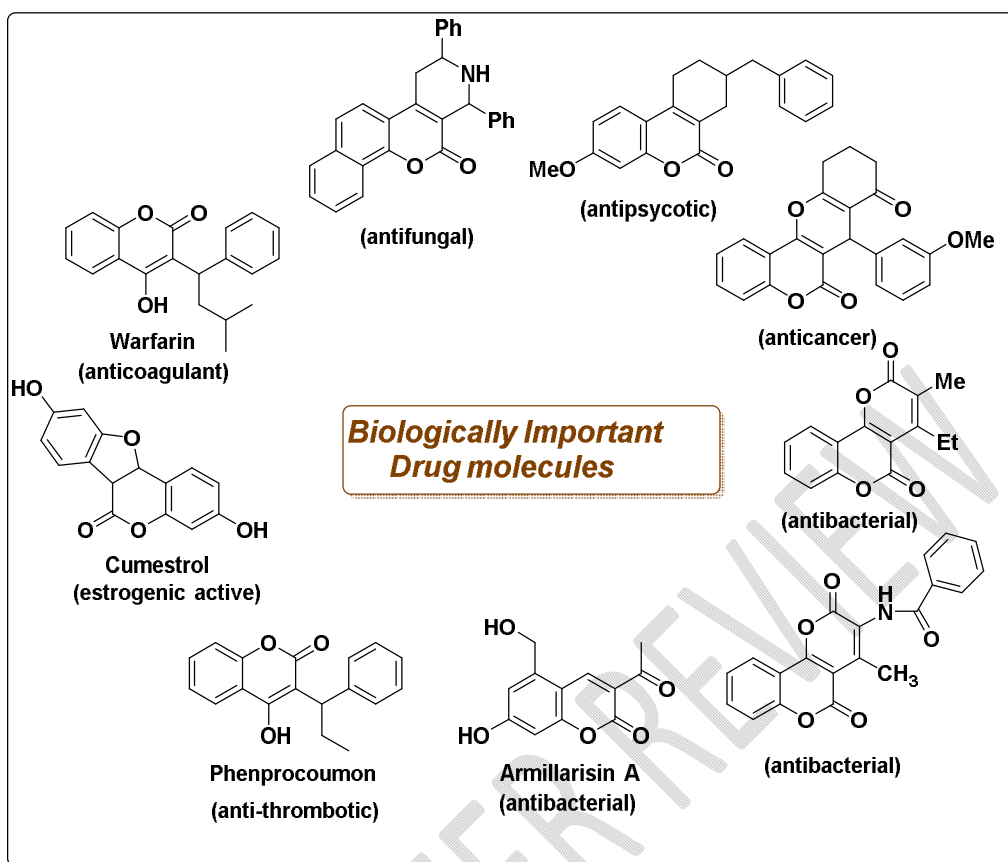
**Fig.2. Different types of chromene scaffolds**

Synthetic chromene derivatives possess potent anticancer, antibacterial and antifungal, antirheumatic, anti-inflammatory properties and a vast number of chromene heterocycles are found to have significant biological activity and some of them are used as potent drugs.[28] A large number of potent bioactive chromene heterocycles are reported in literature having anti-HIV, anti-inflammatory, anti-tumour, antihepatitic, anticancer, anticoagulant and antagonist activities(**Fig.3.**).[29-43] Therefore, synthetic chemists are always motivated to synthesize such potent analogues for pharmaceutical activities [44-47].



**Fig.3. Some important pharmaceutically active drug molecule containing chromene structural skeletons**

Coumarins possess broad range of biological activities such as- antifungal, anti-bacterial, anti-inflammatory, anti-HIV, anticancer, antituberculosis, anticoagulant, antiviral and significant antioxidant activities (**Fig.4.**) [48-59]. Some coumarins are derived as acetylcholinesterase inhibitors and so are useful drug in Alzheimer disease treatment [60].



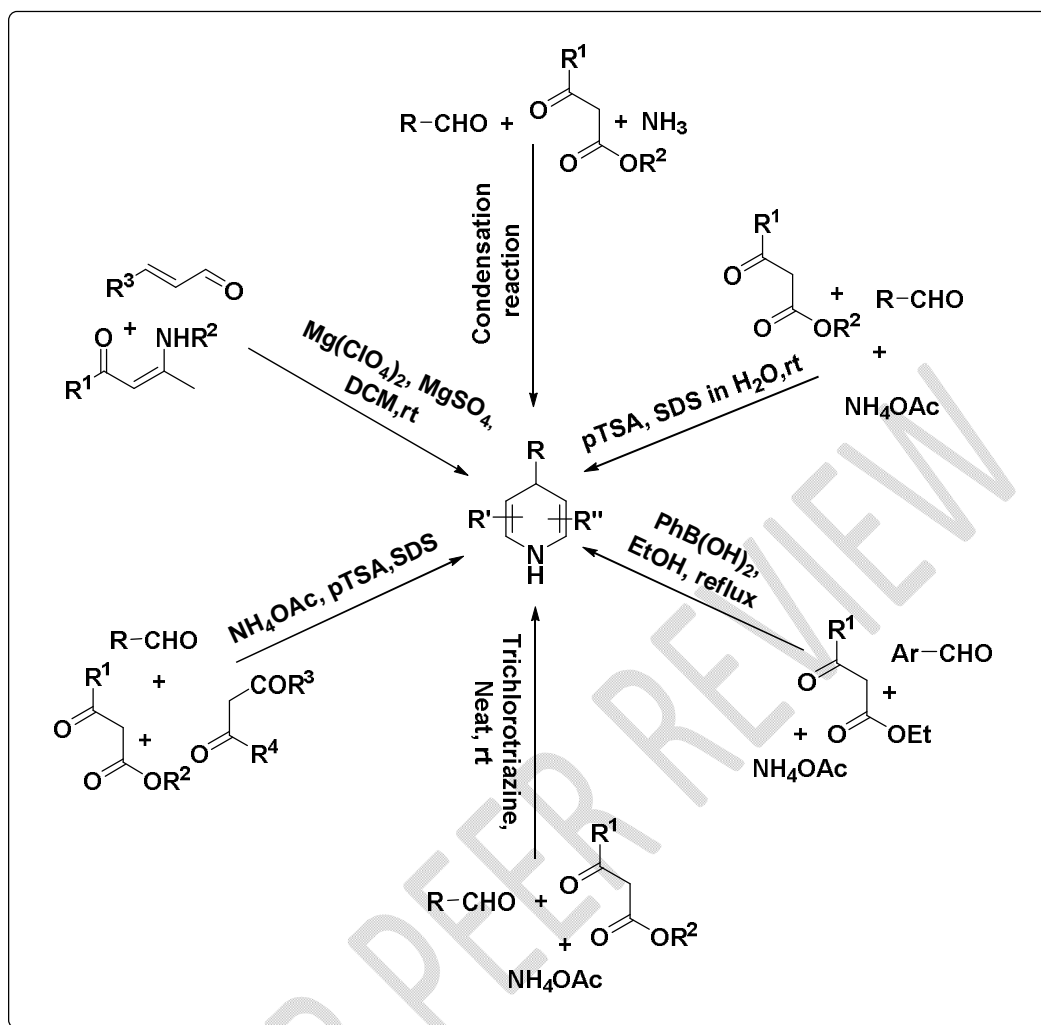
**Fig.4. Some important pharmaceutically active drug molecule containing coumarine structural skeletons**

Dihydro-dichromeno-pyridine-6,8-dione derivatives also contain coumarin scaffolds which are considered as one of the important fused ring heterocyclic bioactive compounds and thus a variety of scientific research have been made towards the targeted synthesis coumarin analogues to find their significant applications in the field of medicinal chemistry. Coumarins can be derived also from natural resources and scaffold can be used extensively for the preparation of derivatives and their derivatives have no doubt a broad range of biological activities such as anti-fungal,[61] anti-inflammatory,[62] anti-tubercular activities,[63] antiviral,[64] anticancer,[65] etc. A number of fused ring coumarin derivatives have been obtained by following conventional techniques using hazardous chemicals [66] and thus a new sustainable development in synthetic procedure is needed for the synthesis of dihydro-dichromeno-pyridine-6,8-dione derivatives as our targeted product.

Dihydro-chromeno-pyridines are important class of heterocyclic compounds containing a 1,4-dihydropyridine ring fused with chromene moiety. They are treated as polycyclic 1,4-dihydropyridines and as they also belongs to the class of 1,4-dihydropyridine family they have a broad range of biological importance due to the presence of both dihydropyridine ring and fused chromene ring in it.[67-68] Dihydro-chromeno-pyridines may contain two chromene rings fused with 1,4-dihydropyridine ring or it may contain one chromene ring fused with 1,4-dihydropyridine ring. In spite of having several synthetic procedures of skeletons of 1,4-dihydropyridines there are few reported synthetic procedure for the synthesis of dihydro-chromeno-pyridines skeleton using various catalysts.

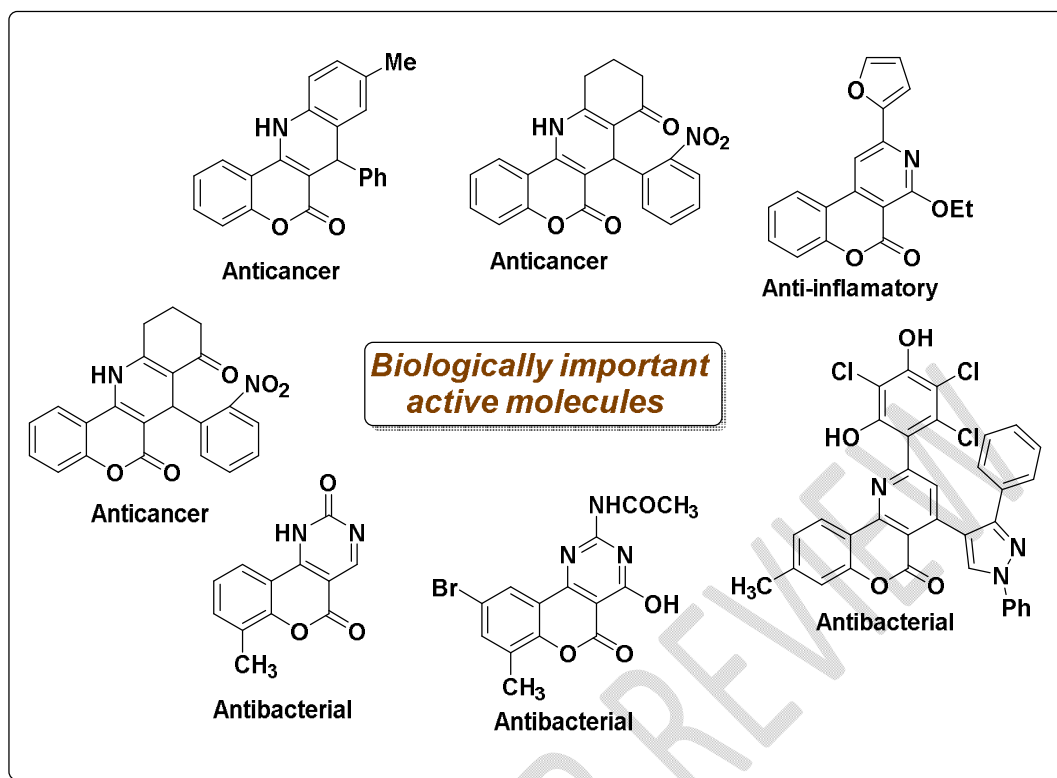
1,4-dihydropyridines are a class of heterocyclic compound having low molecular weight having both commercial and biological importance. In 1882, the synthesis of a 1,4-dihydropyridines are three component cyclocondensation reaction of acetoacetic ester, aldehyde and ammonia and after that there several methods of synthesis of 1,4-dihydropyridine skeleton are innovated by researchers using various novel catalysts (Fig.5).[69]





**Fig.5. Diverse synthetic routes for the synthesis of 1,4-dihydropyridine structures**

Due to the presence of both chromene moiety and dihydropyridine rings these dihydro-chromeno-pyridine molecules have both biological and pharmaceutical importance.(Figure 5) Due to the presence of two bioactive chromene and dihydropyridine moieties these types of bioactive compounds largely exhibit diverse activities such as antimicrobial, anticancer, antitumor, antimalarial and antidiarrheal effects.[70-81]



**Fig.6. Some important pharmaceutically active drug molecule**

The pyridopyrimidines are a class of heterocyclic organic compounds having 6–6 bicyclic systems containing two or three nitrogen atoms in both six-membered rings. The compounds are also named as diaza- or triaza-naphthalenes which show the structure of all possible types of pyridopyrimidines such as *4H*-Pyrido[1,2-*a*]pyrimidin, *1H*-Pyrido[1,2-*c*]pyrimidin, Pyrido[2,3-*d*]pyrimidin, Pyrido[3,2-*d*]pyrimidin, Pyrido[3,4-*d*]pyrimidin, Pyrido[4,3-*d*]pyrimidin. (Fig.7.). In spite of the natural abundance of pyridopyrimidines and their derivatives, there are several reported methods for the synthesis of such kind of bicyclic-aza compounds.[82] Among these pyridopyrimidines, *4H*-Pyrido[1,2-*a*]pyrimidin, *1H*-Pyrido[1,2-*c*]pyrimidin show tautomeric effect in solid state and solution phase depending upon the pH condition of the supporting medium and in acidic medium their structure acquires cationic characteristics and in basic medium it shows anionic character.[83]

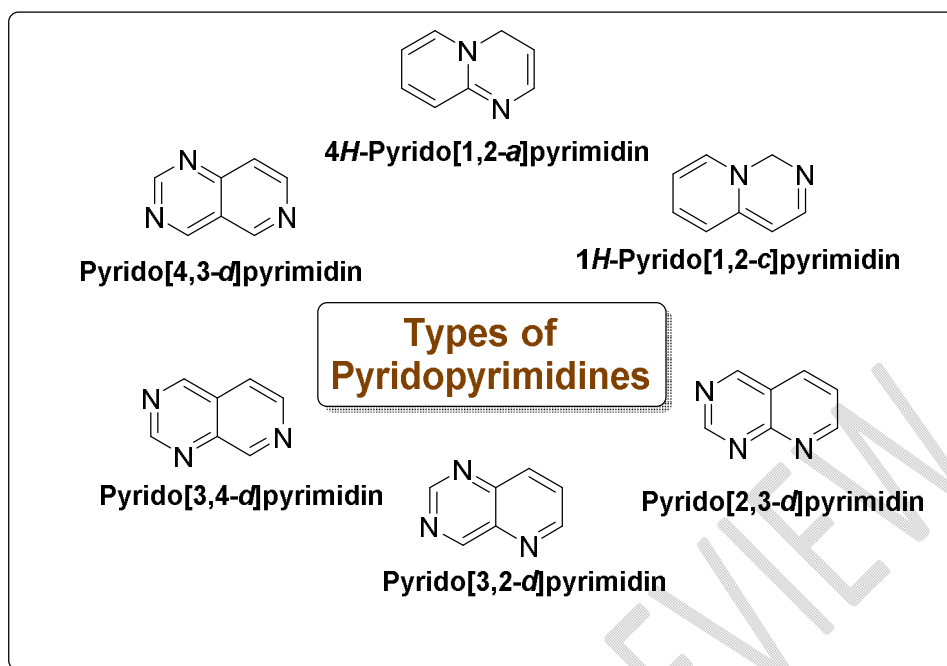
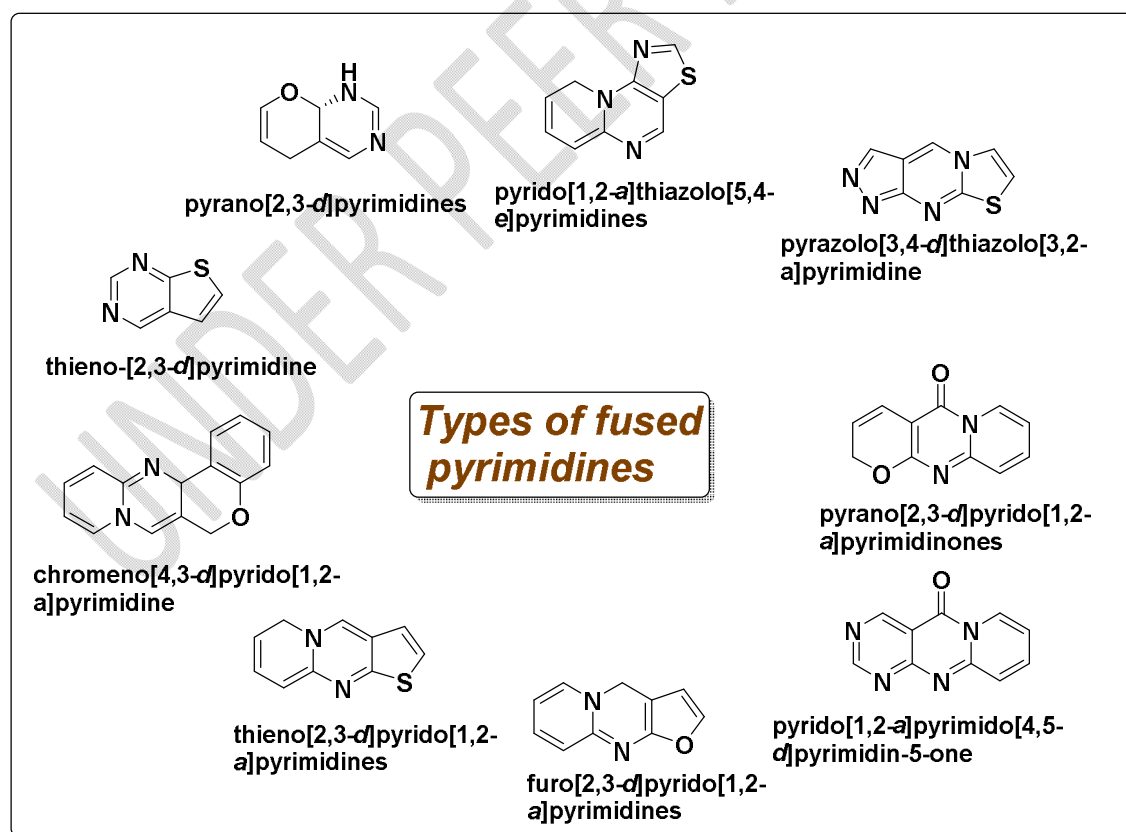


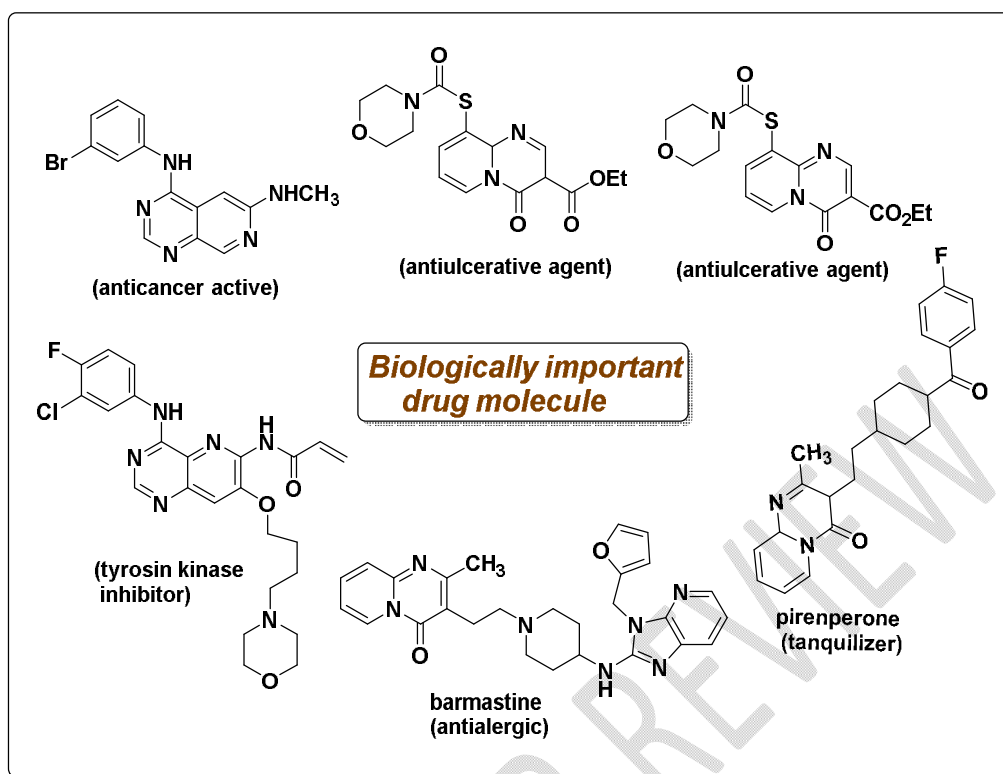
Fig.7. Various types of pyrido-pyrimidine skeleton



### Fig.8. Various types of fused pyrimidine skeleton

The compounds are generally basic in nature due to the presence of available donatable electron pairs over 'N'-atoms to protons and have broad range of biological importance in medicinal and biochemistry fields. There are also examples of other fused ring pyrimidines such as chromeno[4,3-*d*]pyrido[1,2-*a*]pyrimidine, thieno-[2,3-*d*]pyrimidine, pyrano[2,3-*d*]pyrimidines, pyrazolo[3,4-*d*]thiazolo[3,2-*a*]pyrimidine, furo[2,3-*d*]pyrido[1,2-*a*]pyrimidines, pyrido[1,2-*a*]thiazolo[5,4-*e*]pyrimidines, pyrido[1,2-*a*]pyrimido[4,5-*d*]pyrimidin-5-one, pyrano[2,3-*d*]pyrido[1,2-*a*]pyrimidinones, pyrimido-thienopyrido[1,2-*a*]pyrimidinone, thieno[2,3-*d*]pyrido[1,2-*a*]pyrimidines, pyrazolo-pyrido[1,2-*a*]pyrimidines and isoxazolo-pyrido[1,2-*a*]pyrimidines (**Fig.8.**) have already been reported. Fused pyrimidines can act as interesting scaffolds and key structures in chemistry and medicine as they show diverse biological and medical properties.

Among several types pyridopyrimidines, pyrido[2,3-*d*]pyrimidines are the most abundance isomer in the literature and have wide range of biological activities. Pyrido[2,3-*d*]pyrimidines have anti-inflammatory, antihypertensive, anticancer, antimicrobial, analgesic, antiviral activity and with addition they also act as tyrosine kinase inhibitor, CDK4-inhibitor, and anti-diuretic drugs.[84-88] However, the pyrido[3,2-*d*]pyrimidine, pyrido[3,4-*d*]pyrimidines, pyrido[4,3-*d*]pyrimidines, Pyrido[1,2-*a*]pyrimidines, and pyrido[1,2-*c*]pyrimidines have also biological activities like pyrido[2,3-*d*]pyrimidines such as anti-inflammatory, antimicrobial activities anticancer, antimalarial, anti-psychotropic, antibacterial, antituberculars tyrosine-kinases inhibitor, antiallergic, anti-ulcer, CNS stimulant, urease inhibitor activities (**Fig.9.**).[89-97]

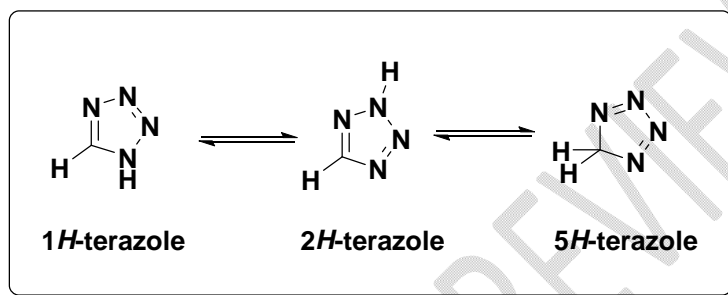


**Fig.9. Some important pharmaceutically active drug molecule**

Another important class of heterocyclic compound is fused ring tetrazole derivatives and tetrazole fused bicyclo aromatic compounds have prominent biological activity in various biological aspect. Tetrahydrotetrazolo[1,5-*a*] quinazolinones falls in the category of fused ring tetrazole derivatives and they are structurally analogous with tetrazolopyrimidines. Tetrazole fused pyrimidines have broad range of biological properties, including antimicrobial,[98] antituberculosis[99] and antidepressant,[100] activities. There are a few examples of methods reported for the synthesis of tetrazolopyrimidines which involve initial synthesis of base catalysed chalcones followed by cyclocondensation reaction with 5-aminotetrazole. Wang and co-workers had reported also the synthesis of dihydrotetrazolo[1,5-*a*]pyrimidines and tetrahydrotetrazolo[1,5-*a*] quinazolinones catalysed via heavy metal ion  $\text{Hg}^{2+}$  [101] moreover a variety of catalysts like Iodine,[102] TBBDA,[103] [bmim+][ $\text{BF}_4^-$ ],[104] acetic acid,[105] di-isopropylammonium trifluoroacetate [106] had been used to mediate the reaction. It remains a challenging task to develop a greener route for the synthesis of a variety of tetrahydrotetrazolo[1,5-*a*]quinazolinones and isolation and

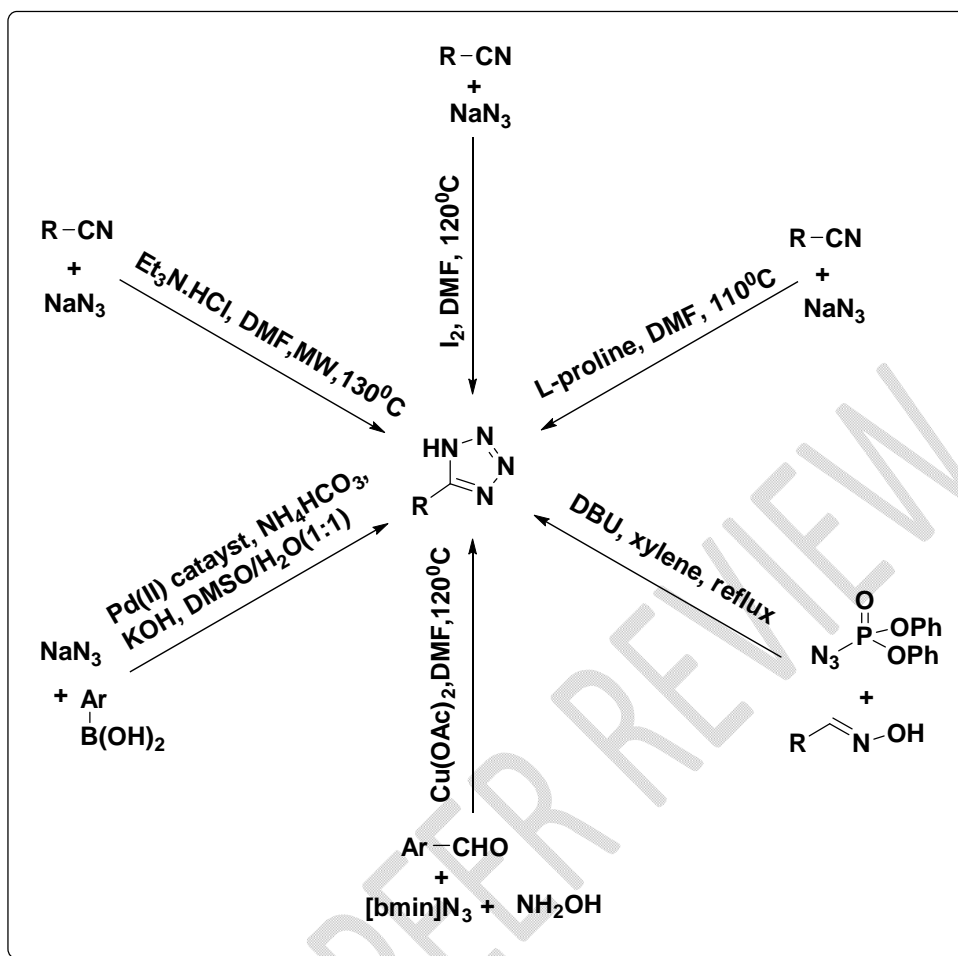
purification of final products and therefore, we intended to develop an sustainable and convenient synthetic route for the synthesis of tetrahydrotetrazolo[1,5-*a*]quinazolinones.

Tetrazoles are a class of synthetic organic heterocyclic compound consisting five membered ring containing four nitrogen atoms and one carbon atoms. The first preparation of tetrazole was carried out from HCN and HN<sub>3</sub>. There have different types of tetrazole depending upon



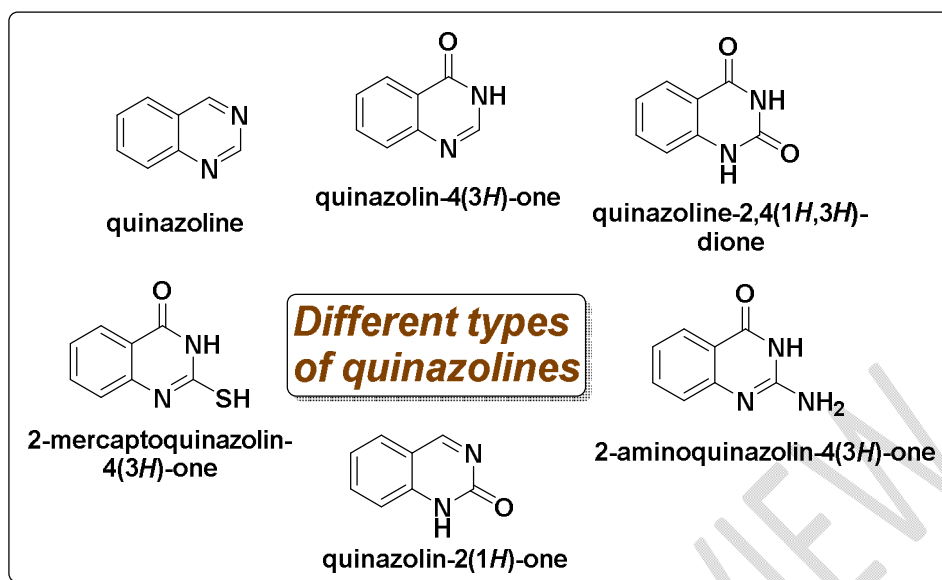
**Fig.10. Structures of 3 types of tautomeric tetrazoles**

the position of the double bond and the presence of substitution on Carbon atom such as 1*H*,2*H*,3*H*-tetrazole, aminotetrazoles, thiotetrazole and several synthetic methods of tetrazole skeletons are reported (**Fig.10., Fig.11.**)



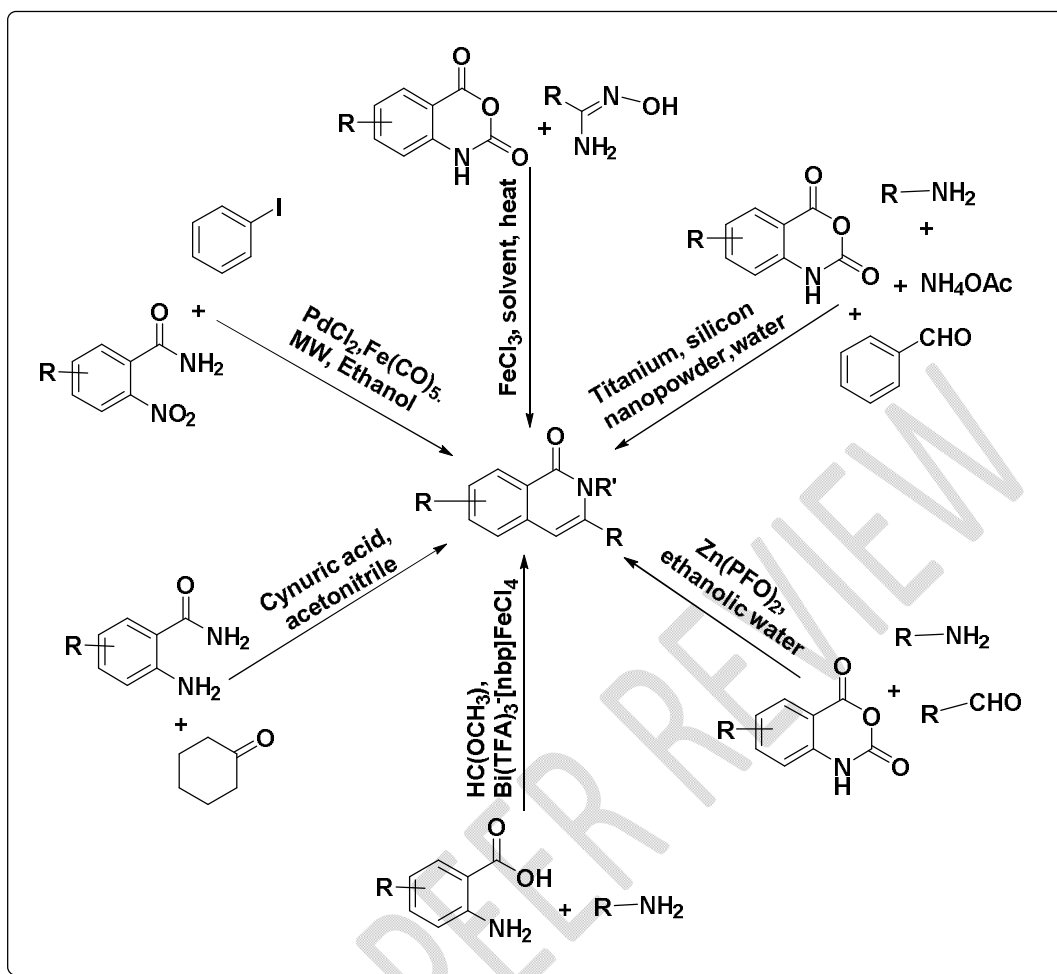
**Fig.11.Diverse synthetic routes for the synthesis of 1,4-dihydropyridine structures**

Quinazolinones are generally oxidized derivatives of quinazolines and they are classified into five categories based on the substitution patterns of the ring system (**Fig.12.**). According to literature 4(3*H*)-quinazolinones are most abundant as natural products and 2(1*H*)-quinazolinones are predominantly a product of benzamides with nitriles.[107] In the most common approach for the synthesis of quinazolinone compounds 2-aminobenzoic acid is used as a precursor. There are other methods reported for the synthesis of various types of quinazolinones below. (**Fig.13.**)



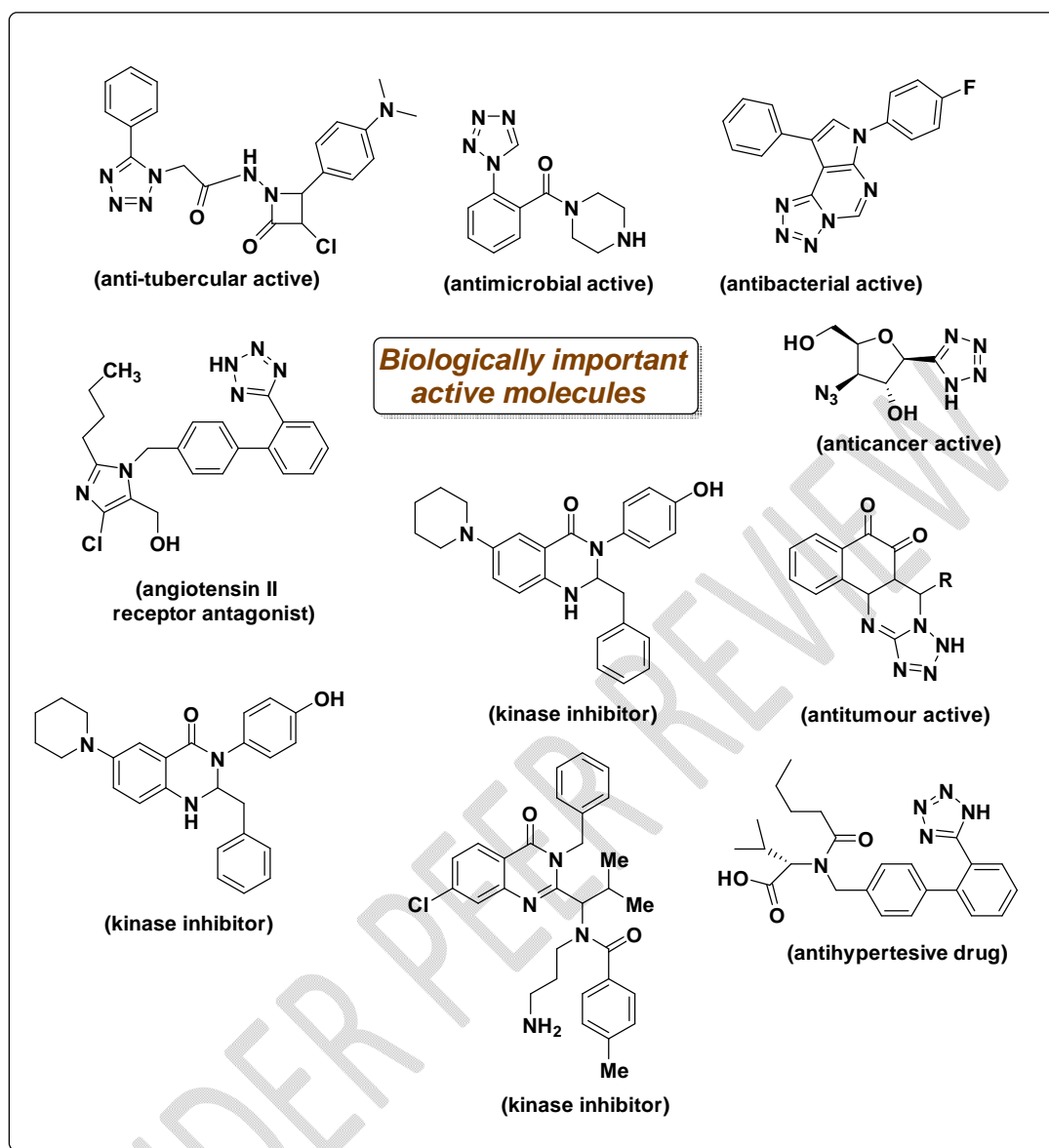
**Fig.12. Different types of quinazoline scaffolds**





**Fig.13. Different synthetic routes of quinazolinone skeleton**

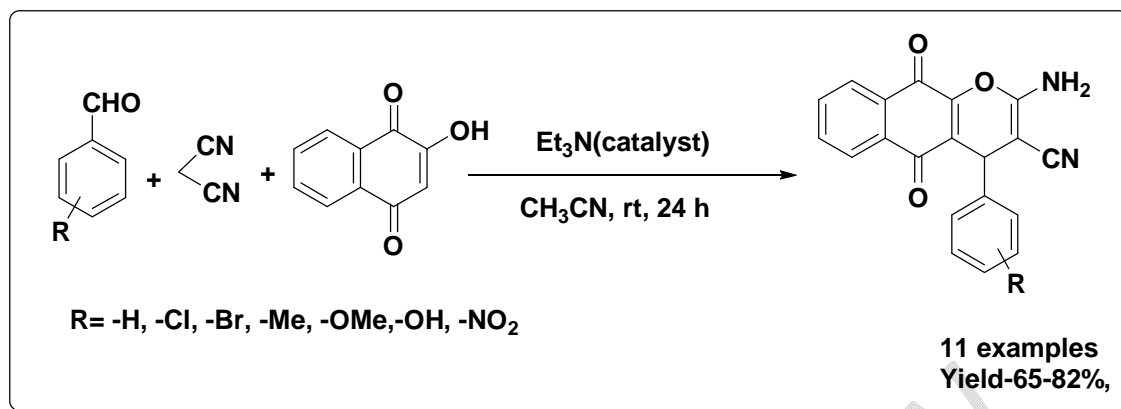
Tetrazoles have a broad range of biological activities such as antibacterial, antifungal, anticancer, analgesic, anti-inflammatory, anti-diabetic, antitubercular activities.[108-114] Quinazolinone moiety is a building block for approximately naturally occurring alkaloids and quinazolinone derivatives have attracted significant attention due to their diverse pharmacological activities such as antimalarial, antimicrobial, anti-inflammatory, anticonvulsant, antihypertensive, anti-diabetic, cholinesterase inhibition and anticancer activities and kinase inhibitor properties (Fig.14.).[115-124]



**Fig.14. Some important pharmaceutically active drug molecule**

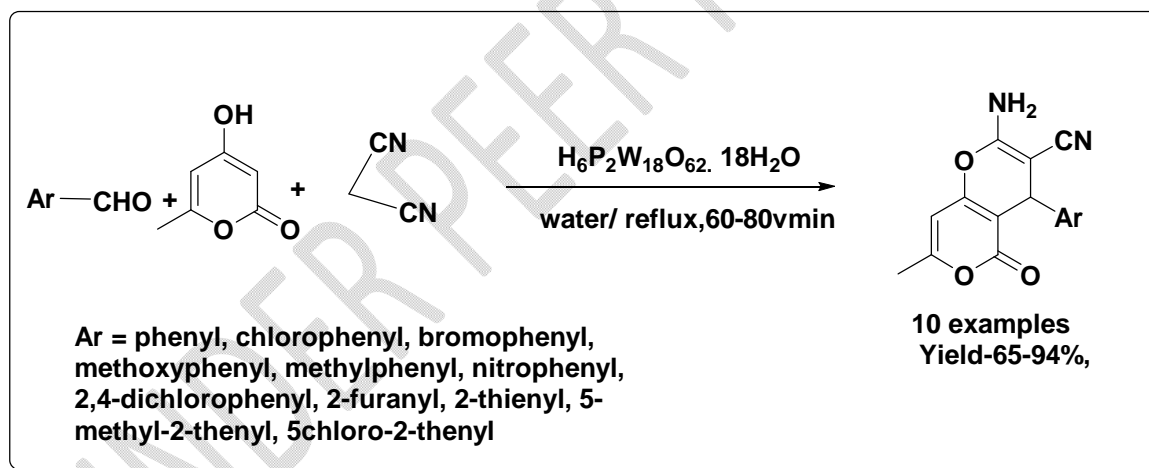
### Methods for synthesis of chromene and coumarine derivatives

In 2009, Shaabani *et al.* reported a room-temperature based synthesis of benzo[g]chromene derivatives via one-pot multicomponent reaction of aldehyde, malononitrile with 2-hydroxynaphthalene-1,4-dione or 2,5- dihydroxycyclohexa-2,5-diene-1,4-dione in presence of base catalyst  $\text{Et}_3\text{N}$  in  $\text{CH}_3\text{CN}$  solvent (**Scheme 1**). [125].



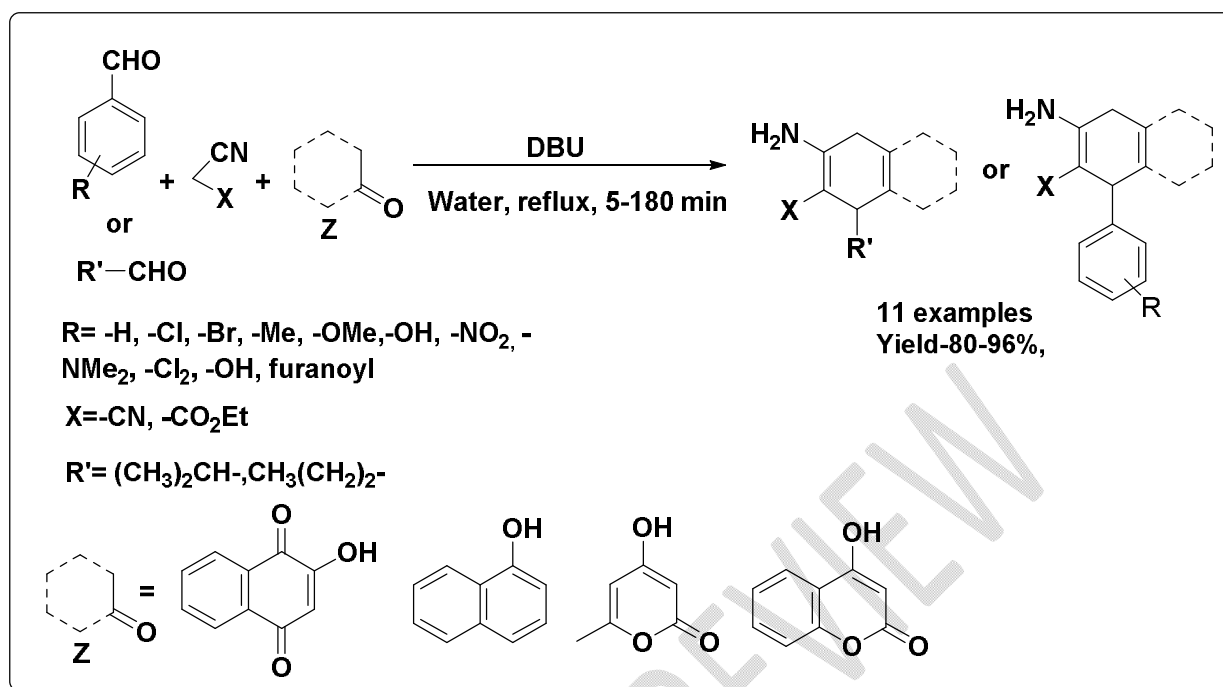
**Scheme 1.** One pot synthesis of benzo[g]chromene derivatives by Shaabani *et al.*

In 2013, Rajguru *et al.* had reported a synthetic procedure for the synthesis of 4*H*-chromenes using aromatic aldehyde, malononitrile and C-H activated pyran-2-one to synthesise 2-amino-4*H*-chromene derivatives (**Scheme 2.**). [126].



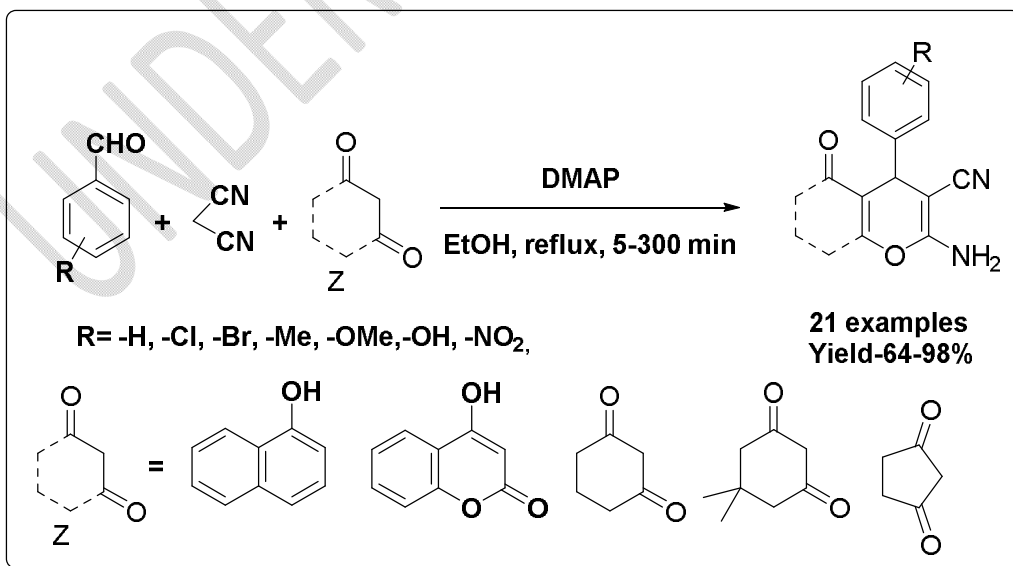
**Scheme 2.** One pot synthesis of chromene heterocycles derivatives by Rajguru *et al.*

In 2010, Khurana *et al.* reported a synthetic procedure for pyran annulated heterocycles in one pot using DBU catalyst at reflux condition using 4-hydroxycoumarin, 4-hydroxy-6-methylpyrone, 1-naphthol and 2-hydroxynaphthalene-1,4-dione, with good yields (**Scheme 3.**). [127]



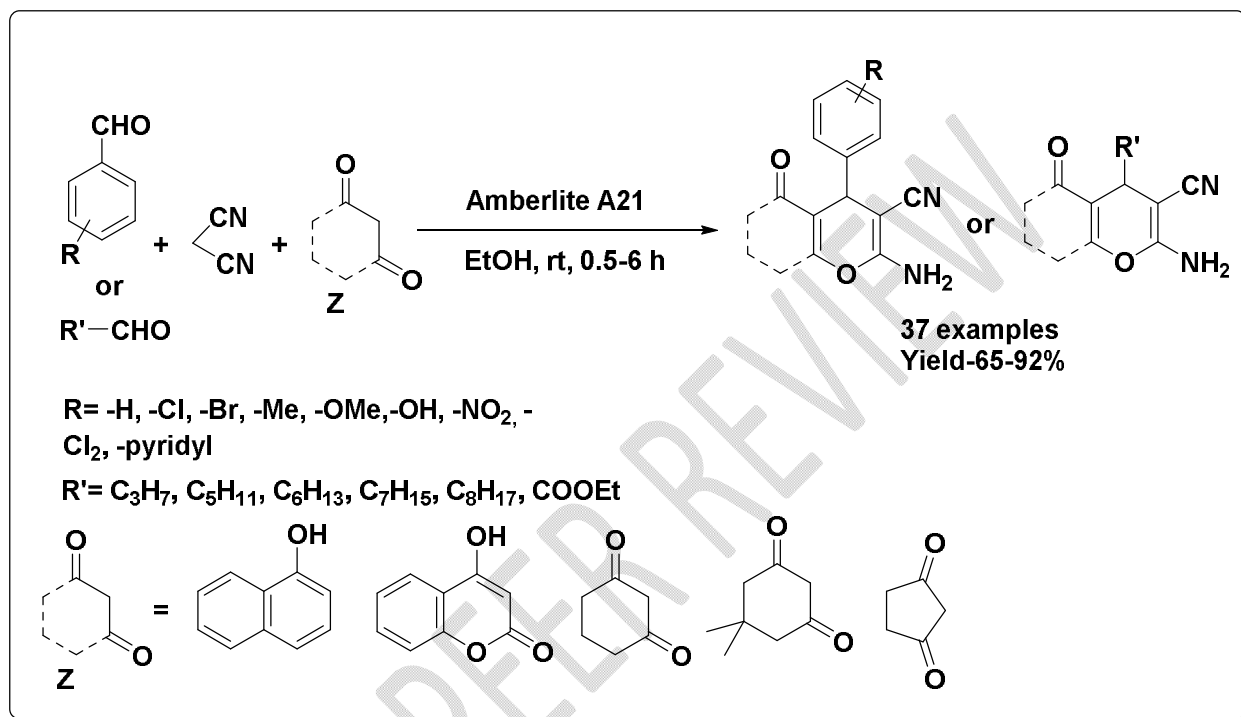
**Scheme 3.** One pot synthesis of chromene heterocycles derivatives by Khurana *et al.*

In 2011, Khan *et al.* reported a three-component condensation reactions between aromatic aldehydes, ethyl cyanoacetate or malononitrile and diverse C-H activated acidic compounds (Z) in the presence of catalytic amount of DMAP in ethanol under reflux conditions for the synthesis of chromenes (**Scheme 4.**). [128].



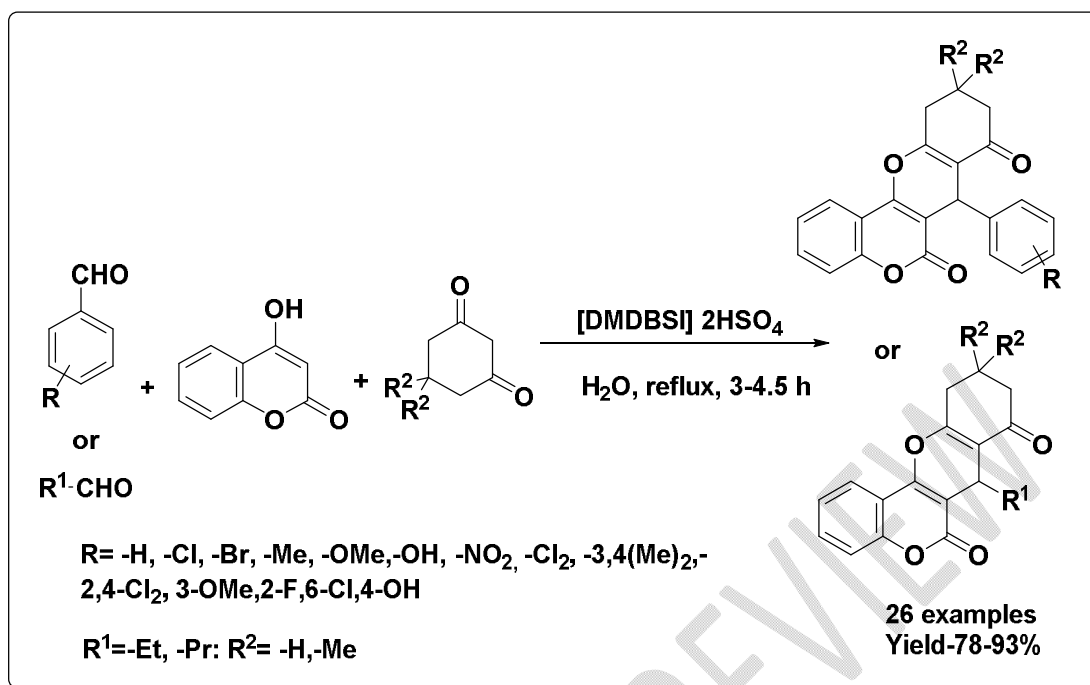
**Scheme 4.** One pot synthesis of chromene heterocycles derivatives by Khan *et. al.*

In 2013, Bihani *et al.* synthesized chromenes and annulated heterocycles using aldehyde, malononitrile and diverse C–H activated acidic compounds (Z) in presence of amberlyst-A21 in ethanolic medium at room temperature (**Scheme 5**). [129]



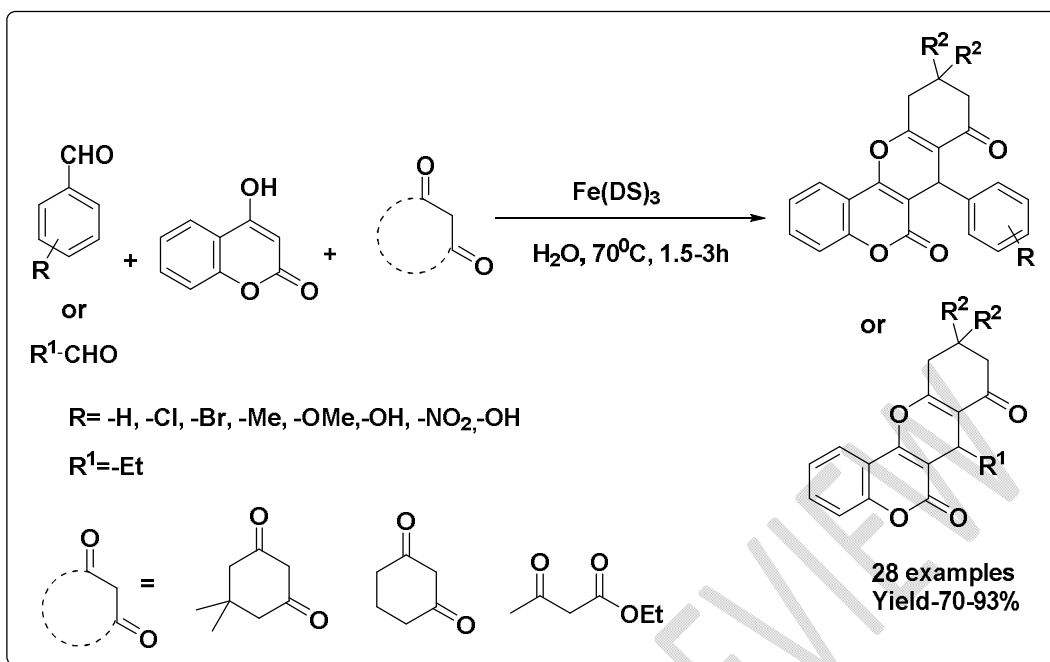
**Scheme 5.** One pot synthesis of chromene heterocycles derivatives by Bihani *et al.*

In 2011, Chen *et al.* reported a three-component reaction between 4-hydroxycoumarin, aldehydes, and cyclic 1,3-dicarbonyl compounds in water at reflux condition to produce a series of 10,11-dihydrochromeno[4,3-*b*]chromene-6,8-(7*H*,9*H*)-dione derivatives in good yields task specific ionic liquid, short reaction time, easy product separation and purification (**Scheme 6**). [130].



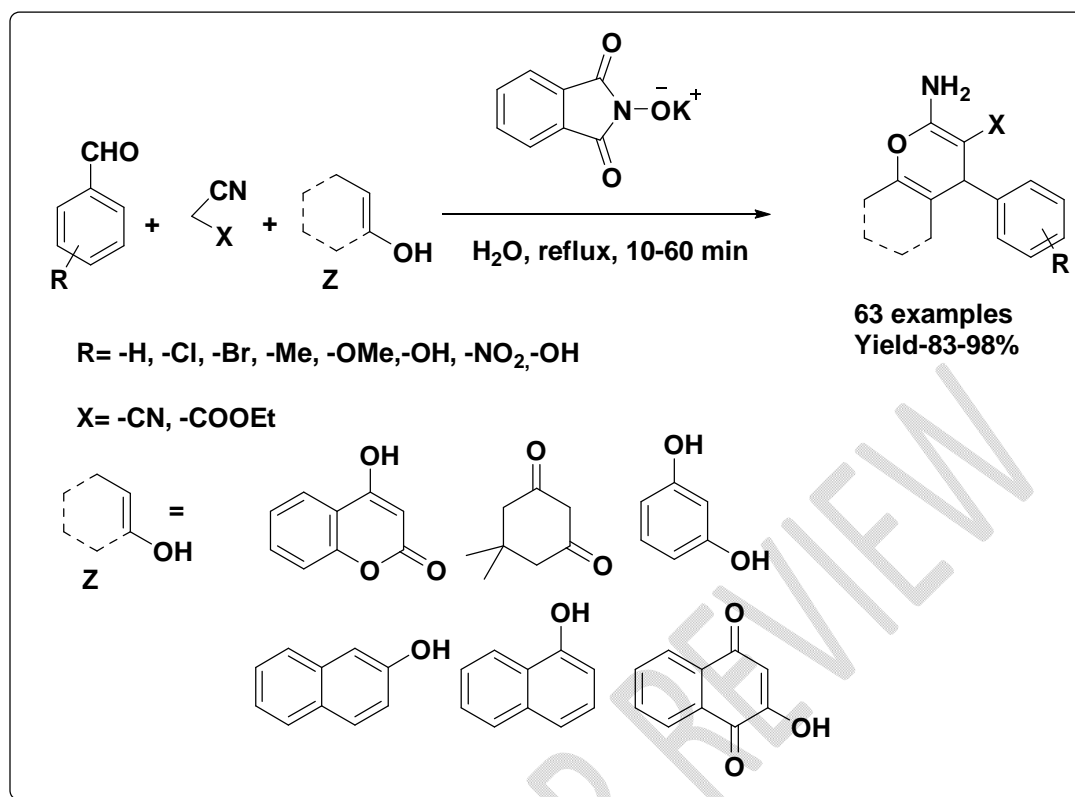
**Scheme 6.** One pot synthesis of chromene heterocycles derivatives by Chen *et al.*

In 2013, Pradhan *et al.* described the synthesis of a series of chromeno[4,3-*b*]chromene derivatives via three-component reaction of aldehydes, 1,3-diketones, and 4-hydroxycoumarin in aqueous medium under reflux condition by using a Lewis acid-surfactant-combined catalyst [Fe(DS)<sub>3</sub>] (**Scheme 7.**) [131].



**Scheme 7.** One pot synthesis of chromene heterocycles derivatives by Pradhan *et al.*

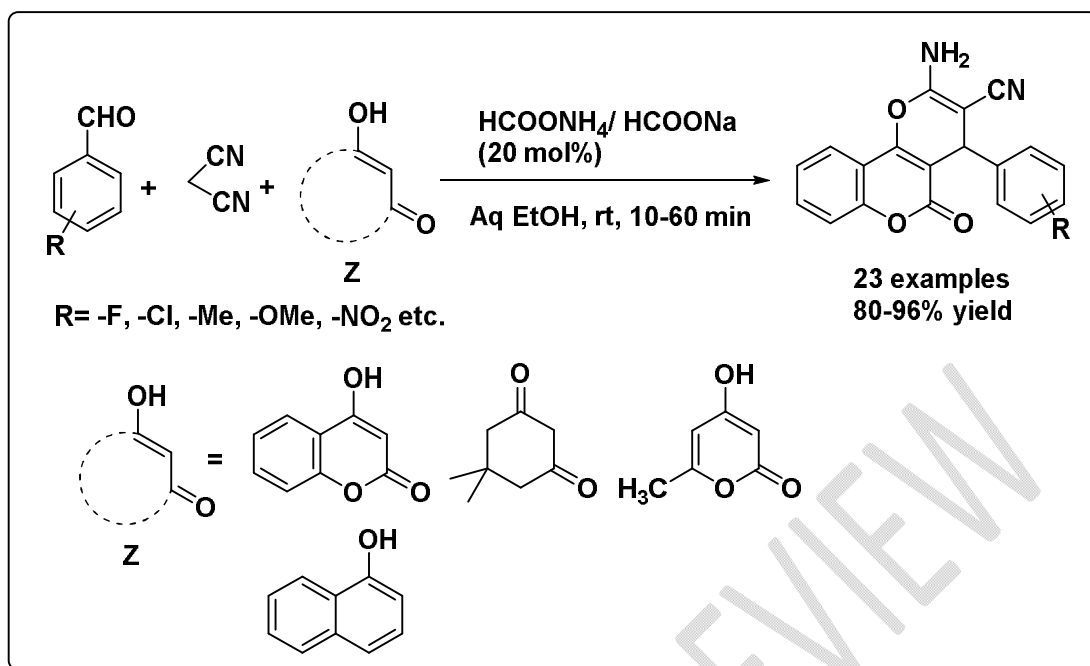
In 2013, Deacaminet *al.* synthesized chromene derivatives via three component coupling of aldehydes, active methylene compounds, and C-H activated compounds (Z) like dimedone, 4-hydroxycoumarin, 2-hydroxynaphthalene-1,4-dione, activated phenols in the presence of potassium phthalimide-N-oxyl as organocatalyst in aqueous medium under reflux condition (**Scheme 8.**). [132].



**Scheme 8.** One pot synthesis of chromene heterocycles derivatives by Deacaminet. *al.*

In 2014, Bramhachari *et. al.* reported MCR synthesis of substituted chromene heterocycles via three-component condensation reaction of aldehydes, malononitrile, and C-H activated acidic compounds (Z) in aqueous ethanol using 20 mol% ammonium or sodium formate and 20 mol% urea as organo catalyst (**Scheme 9**). [133]

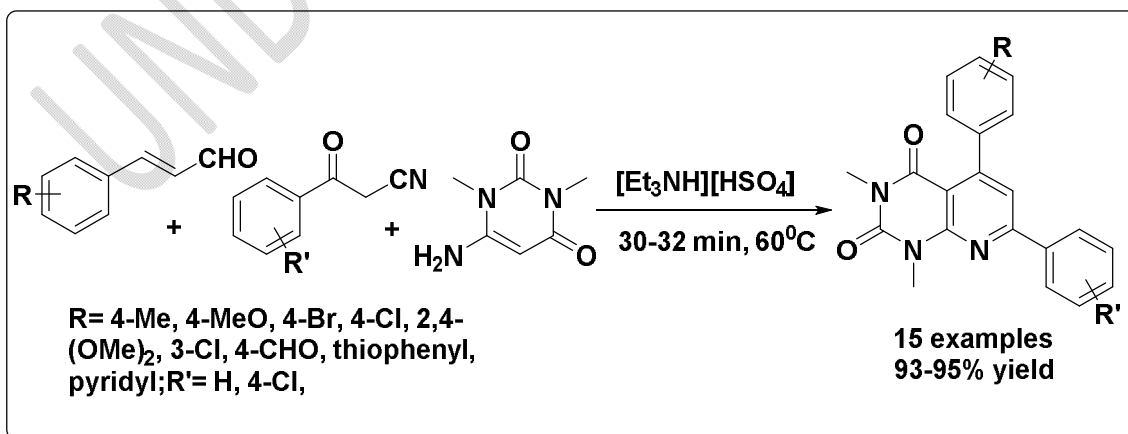




**Scheme 9.** One pot synthesis of chromene heterocycles derivatives by Bramhachari *et al.*

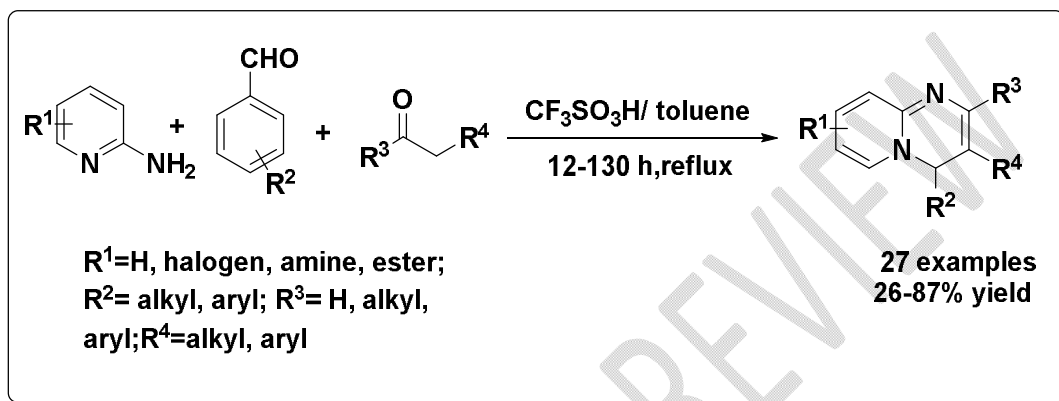
### Methods for synthesis of pyrido-pyrimidine derivatives

In 2021, Jadhav *et al.* synthesised pyrazolo[3,4-*b*]pyridine derivatives in excellent yields (92–94%) via one-pot multicomponent reaction method using aminouracils and aminopyrazoles, aldehyde, and acyl acetonitrile in presence of [Et<sub>3</sub>NH][HSO<sub>4</sub>] under solvent-free conditions (**Scheme 10.**). [134]



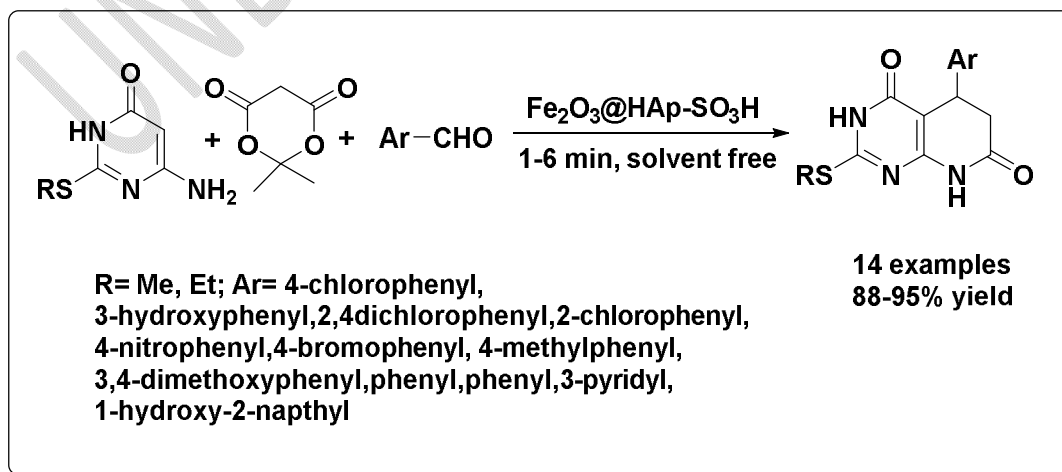
**Scheme10.** One pot synthesis of pyrido-pyrimidine derivatives by Jadav *et. al.*

In 2013, Yang *et al.* reported a one-pot three-component reaction method for the synthesis of 4*H*-pyrido[1,2-*a*]pyrimidines by condensation of 2-aminopyridines, aldehydes, and ketones/ aldehydes in presence of CF<sub>3</sub>COOH acid catalyst in toluene solvent (**Scheme 11.**). [135]



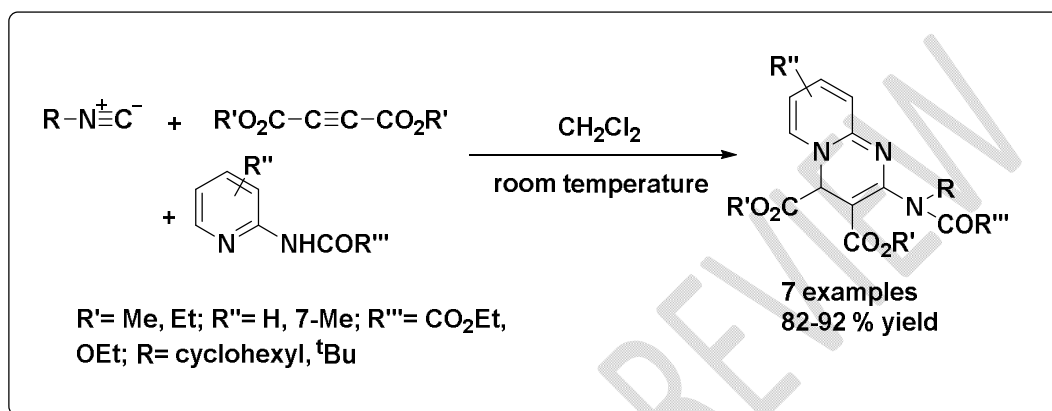
**Scheme 11.** One pot synthesis of pyrido-pyrimidine derivatives by Yang *et al.*

In 2014, Mohssenimehra *et al.* designed a synthesis for Novel pyrido[2,3-*d*]pyrimidine derivatives were synthesized via one-pot three-component methodology taking 6-amino-2-(methylthio or ethylthio)pyrimidin-4(3*H*)-one, 2,2-dimethyl-1,3-dioxane-4,6-dione and aryl aldehydes using HAp-encapsulated- $\gamma$ -Fe<sub>2</sub>O<sub>3</sub> catalyst at 60°C and under solvent-free conditions (**Scheme12.**). [136]



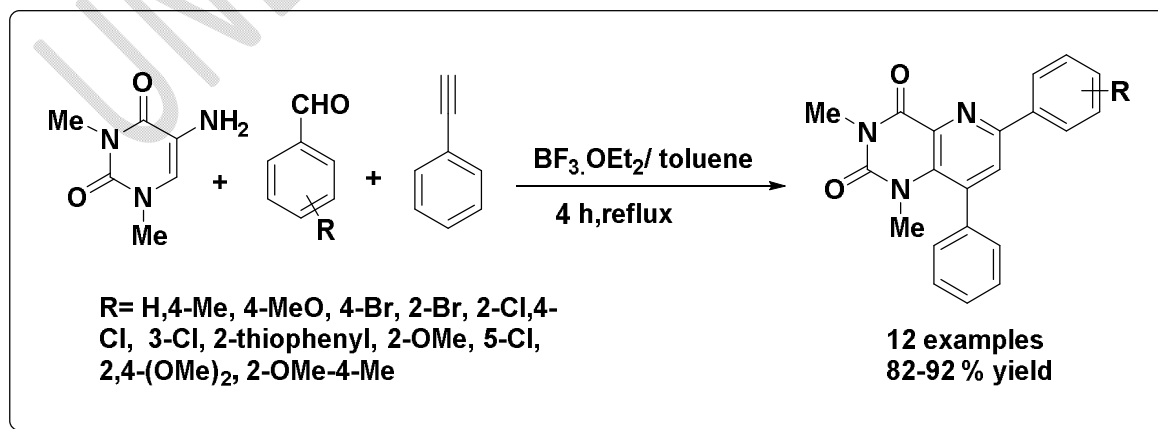
**Scheme 12.**One pot synthesis of pyrido-pyrimidine derivatives by Mohssenimehra *et. al.*

In 2007, Adib *et al.* had reported a new, one-pot and three-component synthesis of 4*H*-pyrido[1,2-*a*]pyrimidines by using isocyanides, alkynes and *N*-substituted-2-aminopyridines at room temperature condition (**Scheme 13.**). [137]



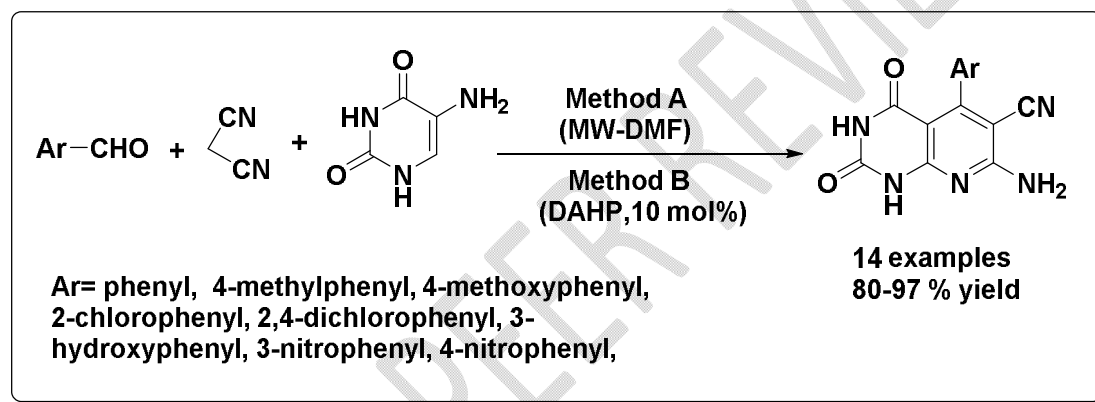
**Scheme 13.**One pot synthesis of pyrido-pyrimidine derivatives by Adib *et al.*

In 2011, Majumdar *et al.* had reported a mild and efficient synthetic method for the synthesis of pyrido[3,2-*d*]pyrimidine derivatives via three-component reaction between amines, aldehydes, and terminal unactivated alkynes in presence of using  $BF_3 \cdot OEt_2$  as Lewis acid catalyst in one pot. The features of this procedure are mild reaction conditions, good to high yields, and shorter reaction time with operational simplicity (**Scheme 14.**). [138]



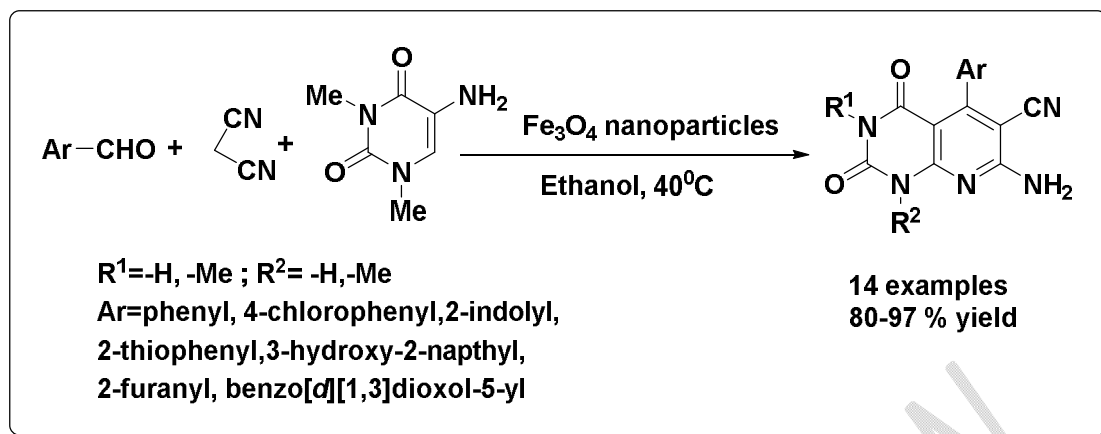
**Scheme 14.** One pot synthesis of pyrido-pyrimidine derivatives by Majumdar *et. al.*

In 2012, Abdolmohammadi *et al.* synthesised a series of pyrido[2,3-*d*]pyrimidines via one-pot three-component reaction between aminouracil, malononitrile and aromatic aldehydes. using catalytic amount of diammonium hydrogen phosphate (DAHP) in aqueous medium. The reaction proceeds via domino Knoevenagel-Michael-cyclization reactions to give the Pyrido[2,3-*d*]pyrimidine derivatives. (Scheme 15). [139]



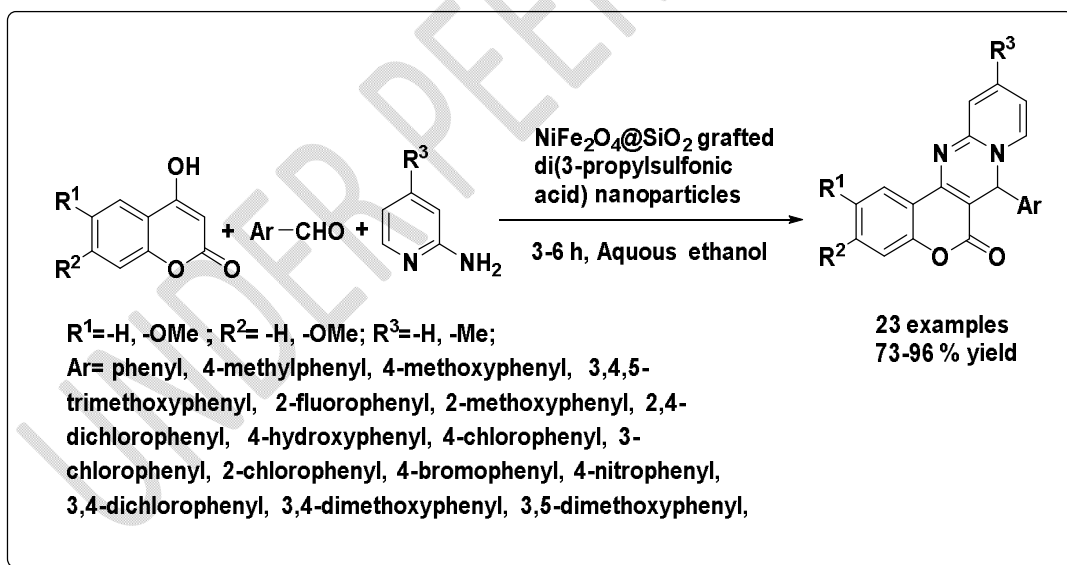
**Scheme 15.** One pot synthesis of pyrido-pyrimidine derivatives by Abdolmohammadi *et al.*

In 2012, Kidwai *et al.* reported a synthetic procedure for the synthesis of pyrido[2,3-*d*]pyrimidines through environmentally benign process by the reaction of aldehyde, malononitrile, 5-amino-1,3-dimethylpyrimidine-2,4(1*H*,3*H*)-dione and utilizing Fe<sub>3</sub>O<sub>4</sub> magnetic nanoparticles at 40<sup>0</sup>C (Scheme 16.). [140]



**Scheme 16.** One pot synthesis of pyrido-pyrimidine derivatives by Kidwai *et. al.*

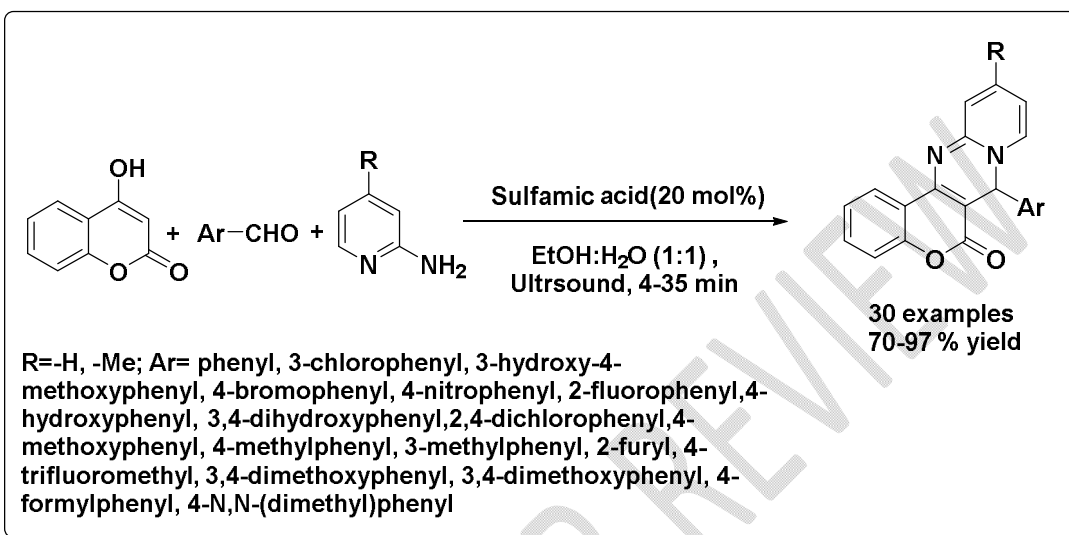
Recently in 2021 Khalaj *et al.* synthesized a variety of chromeno[4,3-*d*]pyrido[1,2-*a*]pyrimidine derivatives via the three-component condensation reaction between 4-hydroxycoumarin, aldehydes, and 2-aminopyridines in presence of  $\text{NiFe}_2\text{O}_4@\text{SiO}_2$  grafted di(3-propylsulfonic acid) nanoparticles (**Scheme 17**). [141]



**Scheme 17.** One pot synthesis of pyrido-pyrimidine derivatives by Khalaj *et. al.*

In 2018, Brahmachari *et. al.* applied an ultrasound-assisted methods for one-pot synthesis of a new series of pharmaceutically relevant and diversely functionalized 7-

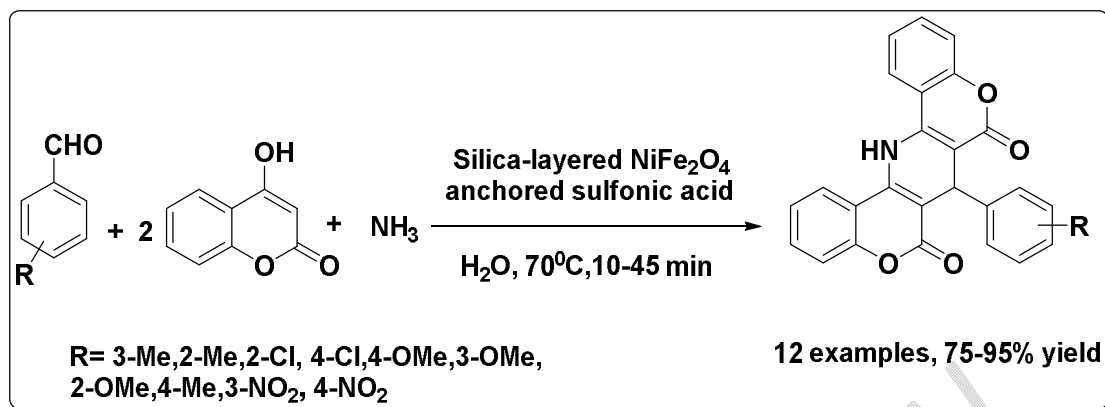
aryl/heteroarylchromeno[4,3-*d*]pyrido[1,2-*a*]pyrimidin-6(7*H*)-ones. A one pot three-component tandem reaction between 4-hydroxycoumarin, substituted aromatic aldehydes, and 2-aminopyridines were subjected for doing reaction in the presence of sulfamic acid as a catalyst (**Scheme 18.**). [142]



**Scheme 18.** One pot synthesis of pyrido-pyrimidine derivatives by Bramhachari et al.

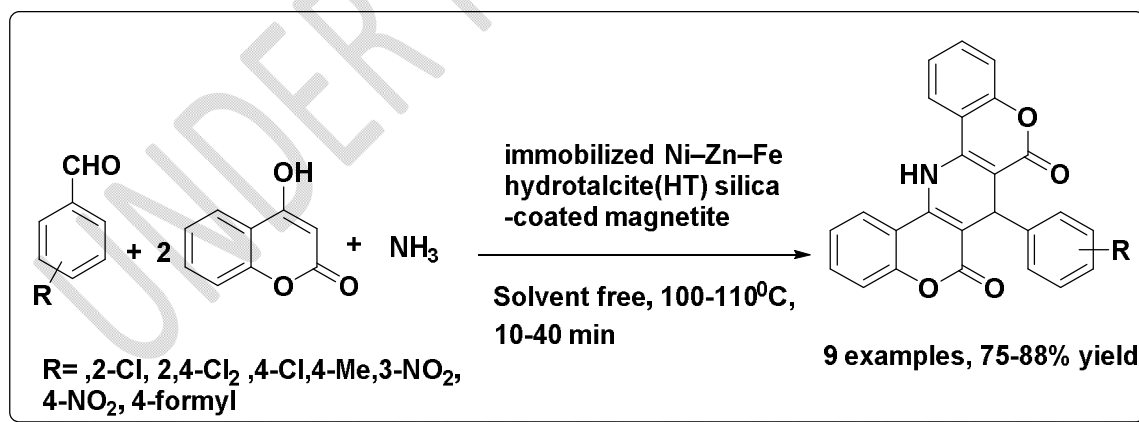
#### Methods for synthesis of dihydro-dichromeno-pyridine-dione derivatives

In 2017, Zeynizadeh *et al.* reported the synthesis of dihydro-dichromeno-pyridine-6,8-diones derivatives via one-pot condensation reaction of 1,3-diketones (ethyl acetoacetate or 4-hydroxycoumarin), aromatic aldehydes and aqueous ammonia in H<sub>2</sub>O (70°C) as a green solvent by using silica-layered nickel ferrite, (NiFe<sub>2</sub>O<sub>4</sub>@SiO<sub>2</sub>@SO<sub>3</sub>H) with excellent yield. (**Scheme 19.**). [143]



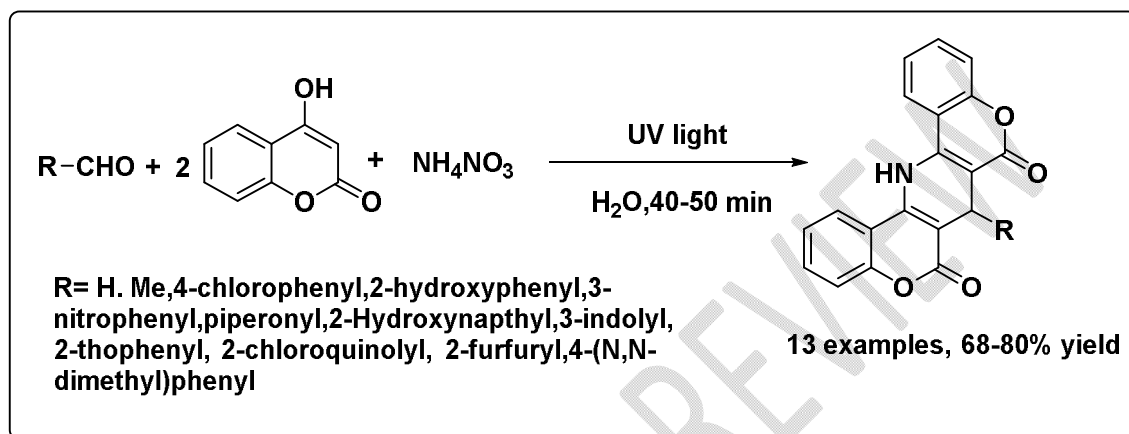
**Scheme 19.** One pot synthesis of dihydro-dichromeno-pyridine-6,8-diones derivatives Zeynizadehet *al.*

In 2019, Gilanizadehet *al.* had reported an efficient ecofriendly approach has been developed for one-pot multicomponent synthesis of dihydro-dichromeno-pyridine-6,8-diones derivatives by Tandem condensation of aromatic aldehydes, 4-hydroxycoumarin, and ammonium acetate by using heterogeneous Fe<sub>3</sub>O<sub>4</sub>@SiO<sub>2</sub>@Ni-Zn-Fe hydrotalcite catalyst under solvent-free conditions (**Scheme 20.**). [144]



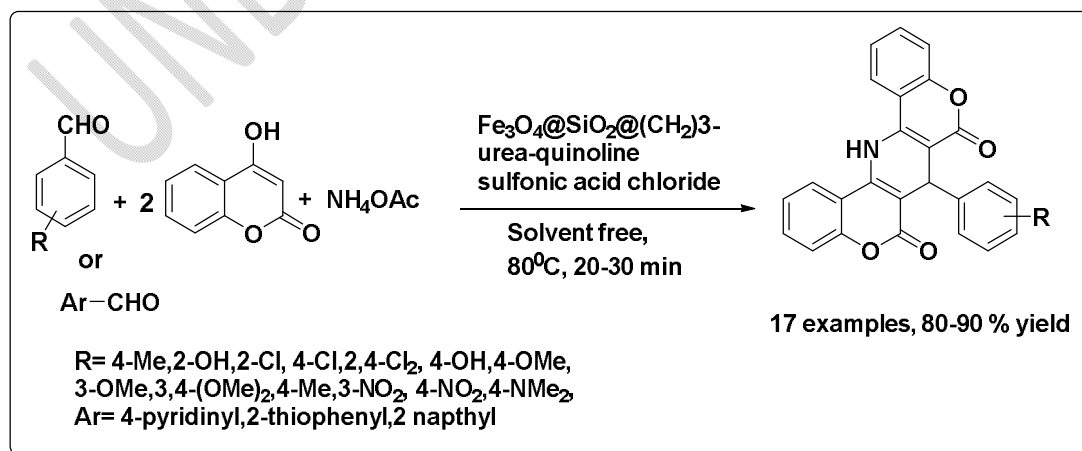
**Scheme 20.** One pot synthesis of dihydro-dichromeno-pyridine-6,8-diones derivatives Gilanizadehet. *al.*

In 2004, Kidwai *et. al.* reported an ecofriendly approach for one-pot multicomponent synthesis of fused dihydro-dichromeno-pyridine-6,8-dione derivatives by condensation of aromatic aldehydes, 4-hydroxycoumarin, and ammonium acetate using UV light in presence of water solvent with considerable good product yield (**Scheme 21.**). [145]



**Scheme 21.** One pot synthesis of dihydro-dichromeno-pyridine-6,8-diones derivatives Kidwai *et al.*

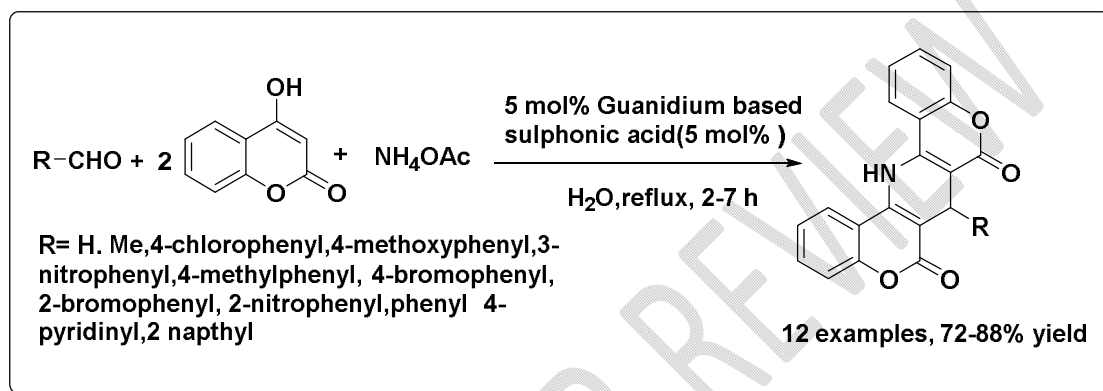
In 2020, Saffarian *et. al.* has reported a synthetic method of dihydro-dichromeno-pyridine-6,8-dione derivatives by using  $Fe_3O_4@SiO_2@(CH_2)_3$ -urea-quinoline sulfonic acid chloride, as nanomagnetic catalyst bearing under solvent free condition at 80°C temperature with reasonable yield (**Scheme 22.**). [146]





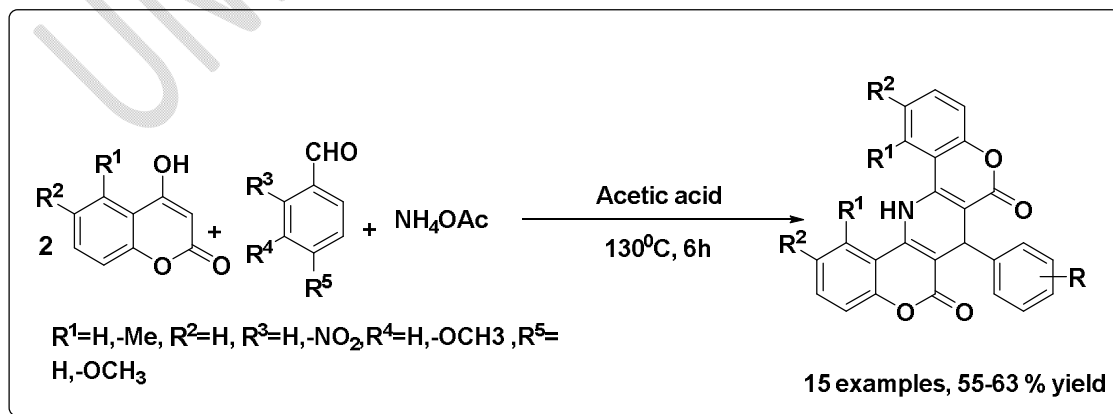
**Scheme 22.** One pot synthesis of dihydro-dichromeno-pyridine-6,8-diones derivatives Saffarian *et al.*

In 2016, Shaabani *et al.* reported a synthetic protocol for the synthesis of dihydro-dichromeno-pyridine-6,8-dione scaffolds with reasonable yield by using guanidinium-based sulfonic acid as a Brønsted acid as well as organocatalyst in water medium under reflux condition (**Scheme 23.**). [147]



**Scheme 23.** One pot synthesis of dihydro-dichromeno-pyridine-6,8-diones derivatives Shaabani *et al.*

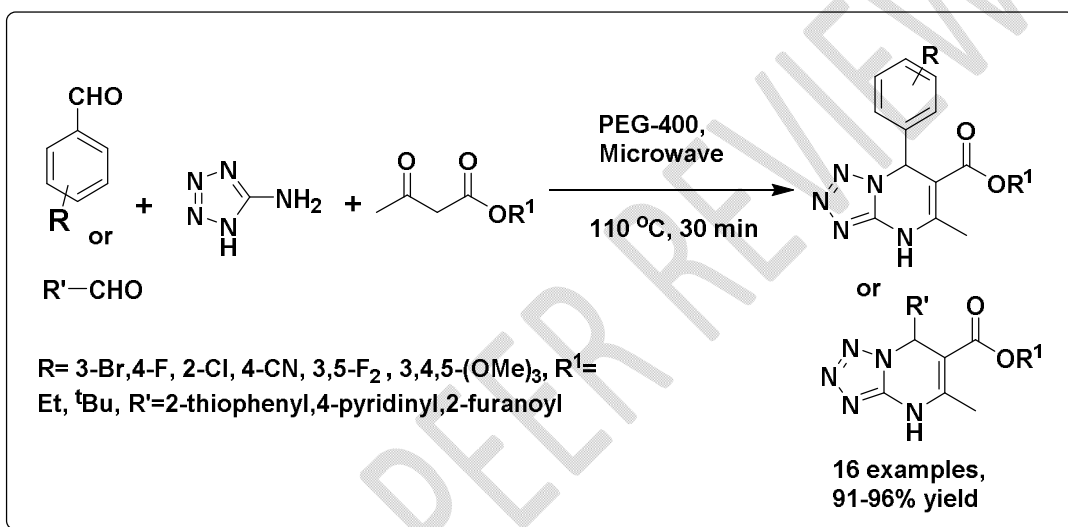
In 2004, Brahmabhatt *et al.* reported a synthetic protocol for the synthesis of dihydro-dichromeno-pyridine-6,8-diones with reasonable yield by using acetic acid as a Brønsted acid as well as organocatalyst as well as solvent at 130°C temperature (**Scheme 24.**). [148]



**Scheme 24.** One pot synthesis of dihydro-dichromeno-pyridine-6,8-diones derivatives Brahmabhatt *et al.*

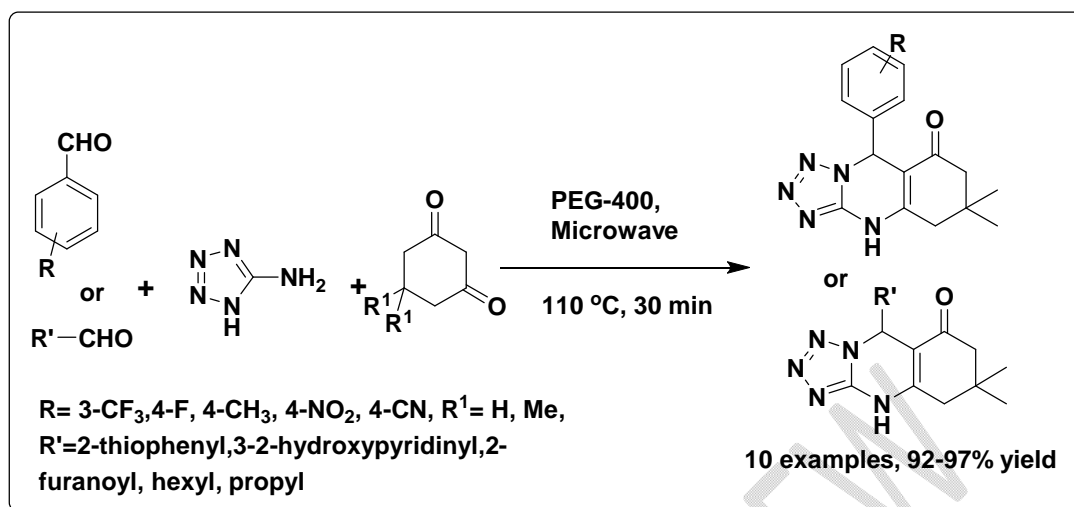
### Methods of synthesis of tetrahydrotetrazolo[5,1-*b*]quinazolinone derivatives

In 2019, Basha *et al.* reported a facile one-pot synthesis of tetrazolo[1,5-*a*]pyrimidine derivatives via a one pot three-component reaction between aldehydes, 5-aminotetrazole and 1,3-diketones in PEG-400 under microwave irradiation at 110°C. (**Scheme 25.**). [149]



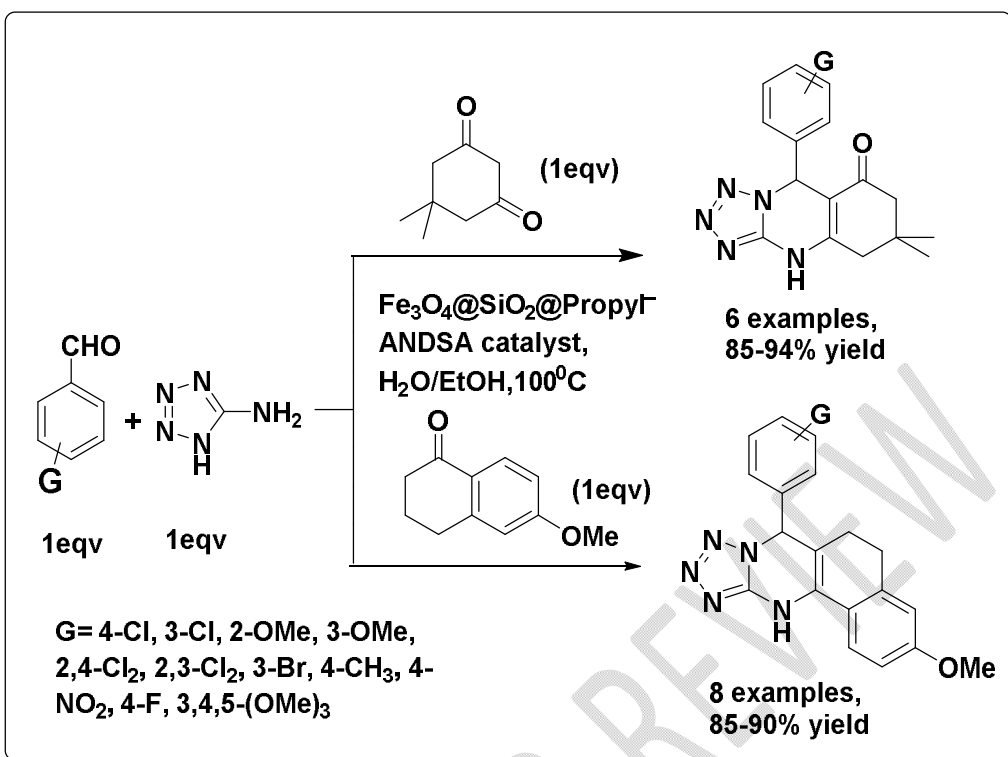
**Scheme 25.** One-pot synthesis of tetrazolo[1,5-*a*]pyrimidine derivatives by Basha.*et al.*

In 2019, Basha *et al.* also reported a facile synthesis of tetrahydrotetrazolo [5,1-*b*]quinazolinones via one one pot method by the reactions of aldehydes, 5-aminotetrazole and dimidone in presence of PEG-400 solvent under microwave irradiation at 110°C temperature. (**Scheme 26**). [150]



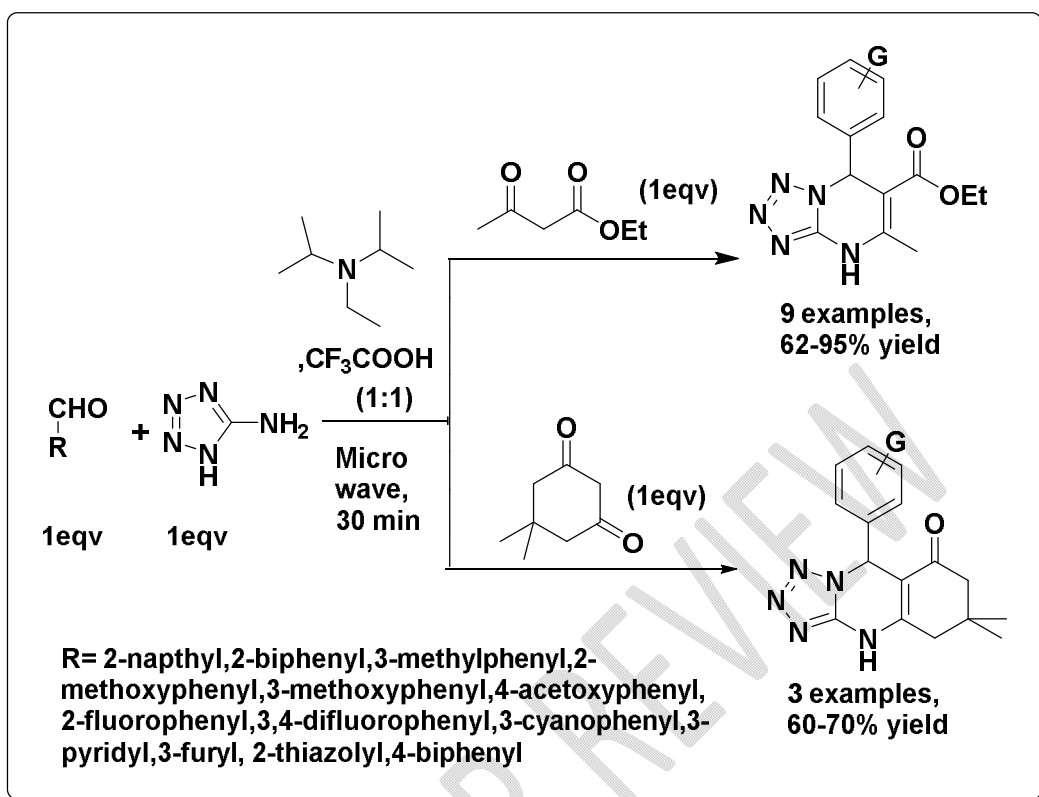
**Scheme 26.** One-pot synthesis of tetrahydrotetrazolo [5,1-*b*]quinazolinones derivatives by Basha *et al.*

In 2019, Ghorbani & Vagheiet *al.* has reported a facile synthesis of tetrahydrotetrazolo[1,5-*b*]quinazolines and tetrahydrobenzo[*h*]tetrazolo[5,1-*b*]quinazolines from the reaction of aldehydes, 5-aminotetrazole, and dimedone as cyclic 1,3 diketone in presence of Fe<sub>3</sub>O<sub>4</sub>@SiO<sub>2</sub>@Propyl-ANDSA catalyst at 100<sup>0</sup>C in H<sub>2</sub>O/EtOH as the solvent. (**Scheme 27.**). [151]



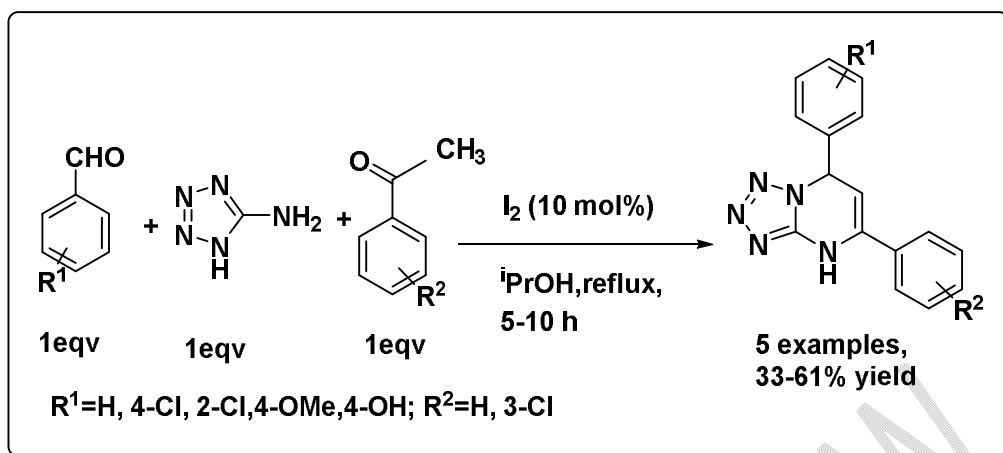
**Scheme 27.** A facile synthesis of tetrahydrotetrazolo[1,5-*b*]quinazolines and tetrahydrobenzo[*h*]tetrazolo[5,1-*b*] quinazolines by Ghorbani-Vaghei *et al.*

In 2012, Raju *et al.* has reported a facile synthesis of tetrazolo[1,5-*a*]pyrimidine derivatives from the reaction of aldehydes, 5-aminotetrazole, and ethylacetoacetate as acyclic 1,3 diketone in presence of a 1:1 mixture of *N,N,N*-triisopropylamine and  $\text{CF}_3\text{COOH}$  under microwave condition having reasonable yield (**Scheme 28**). [152]



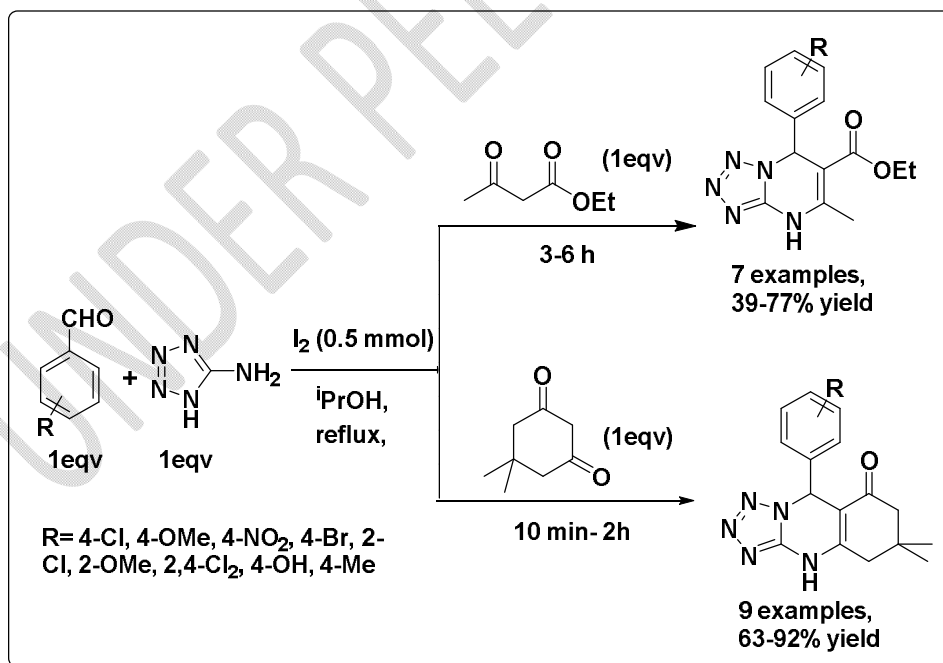
**Scheme 28.** A facile synthesis of tetrazolo[1,5-*a*]pyrimidine derivatives by Raju *et al.*

In 2010, Zeng *et al.* reported a novel reaction for the synthesis of dihydrotetrazolo[1,5-*a*]pyrimidines by the reaction of 5-aminotetrazole with aryl aldehydes and acetophenone catalyzed by iodine in presence of isopropyl alcohol under refluxing condition in one pot method (**Scheme 29.**). [153]



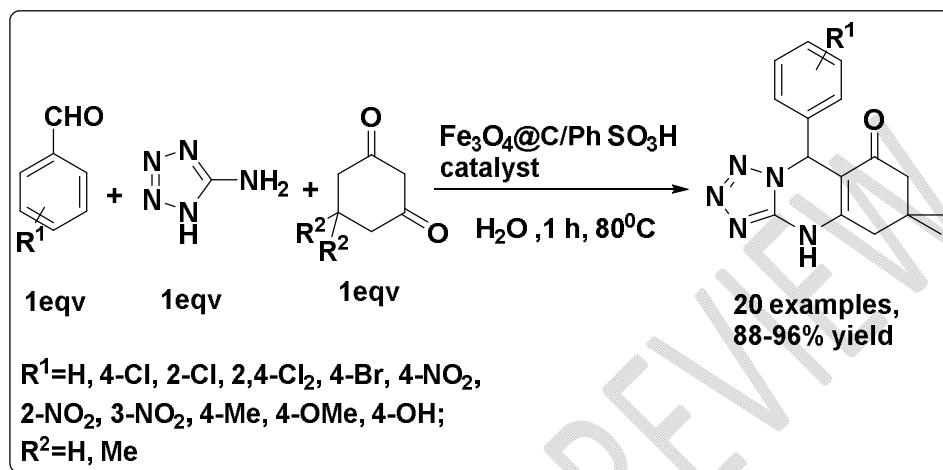
**Scheme 29.A** facile synthesis of dihydrotetrazolo[1,5-*a*]pyrimidines by Zeng *et al.*

In 2010, Zeng *et al.* also reported methods for the synthesis of dihydrotetrazolo[1,5-*a*]pyrimidine and tetrahydrotetrazolo[5,1-*b*]quinazolinone derivatives in one pot method in presence of iodine in isopropyl alcohol under reflux condition (**Scheme 30.**). [154]



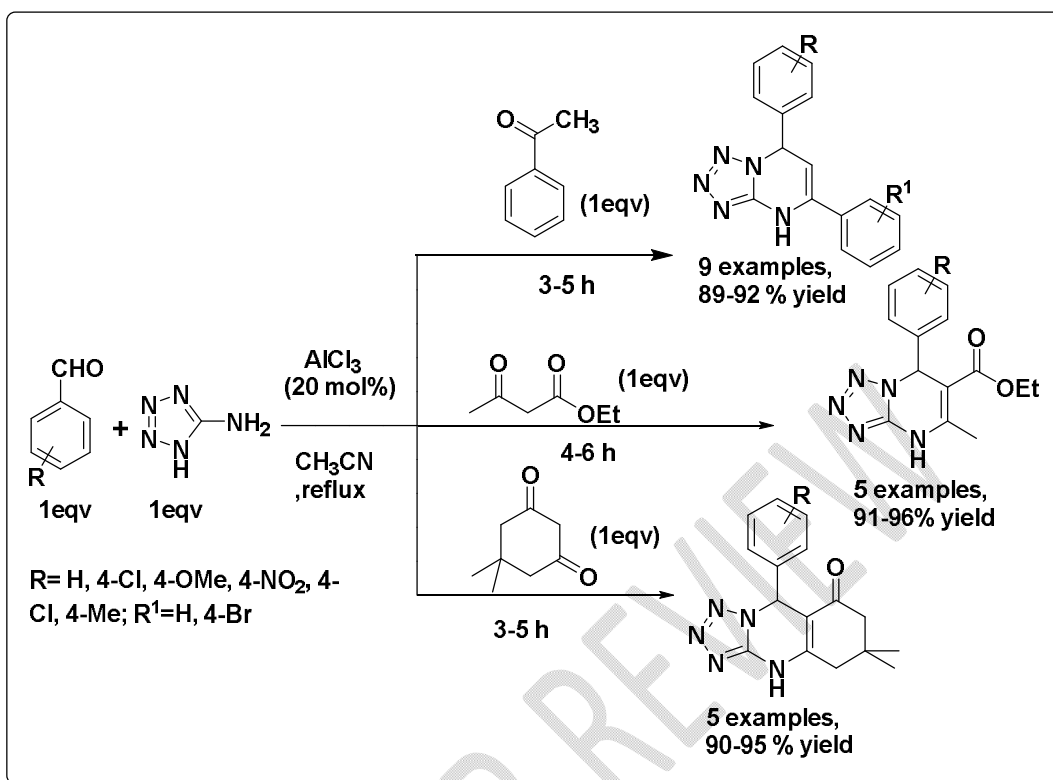
**Scheme 30.** Synthesis of dihydrotetrazolo[1,5-*a*]pyrimidine and tetrahydrotetrazolo[5,1-*b*]quinazolinone derivatives by Zeng *et al.*

In 2021, Hassankhaniet *al.* reported a synthetic method for the synthesis of tetrahydrotetrazolo[5,1-*b*]quinazolinone derivatives by using synthesized  $\text{Fe}_3\text{O}_4@\text{meso-C}$  immobilized with activated 4-aminobenzenesulfonic acid as catalyst in presence of water at  $80^\circ\text{C}$  with good yields (**Scheme 31.**). [155]



**Scheme 31.** Synthetic of tetrahydrotetrazolo[5,1-*b*]quinazolinone derivatives by Hassankhaniet. *al.*

In 2017, Kour *et al.* reported facile synthetic methods for the synthesis of dihydrotetrazolo[1,5-*a*]pyrimidines and tetrahydrotetrazolo[1,5-*a*]quinazolinones via one pot multi-component method by the reaction of 5-aminotetrazole, aldehyde and active methylene compounds (e.g. acetophenone, alkylacetoacetates, dimedone) in presence of  $\text{AlCl}_3$  catalyst under reflux condition in acetonitrile solvent with reasonable yields (**Scheme 32.**). [156]



**Scheme 33:** One pot synthesis of dihydrotetrazolo[1,5-*a*]pyrimidines and tetrahydrotetrazolo[1,5-*a*]quinazolinones by Kour *et al.*

## References

- [1] W. D. Seo, J. Y. Kim, H. W. Ryu, J. H. Kim, S. I. Han, J. E. Ra, K. H. Seo, K. C. Jang, J. H. Lee, *J. Funct. Foods***2013**, 5.
- [2] M. Iranshahi, F. Kalategi, A. Sahebkar, A. Sardashti, B. Schneider, *Pharm. Boil.***2010**, 48.
- [3] Y. Bai, D. Li, T. Zhou, N. Qin, Z. Li, Z. Yu, H. Hua, *J. Funct. Foods***2016**, 20.
- [4] A. Sakunpak, K. Matsunami, H. Otsuka, P. Panichayupakaranant, *Food Chem.***2013**, 139.
- [5] W. W. Peng, Y. Q. Zheng, Y. S. Chen, S. M. Zhao, C. J. Ji, N. H. Tan, *J. Asian Nat. Prod. Res.* **2013**, 15.



- [6] K. R. Joshi, H. P. Devkota, S. Yahara, *Nat. Prod. Commun.* **2013**, 8.
- [7] M. Naseri, H. Monsef-Esfehani, S. Saeidnia, D. Dastan, A. Gohari, *Asian J. Chem.* **2013**, 25.
- [8] S. Sukumaran, S. Kiruba, M. Mahesh, S. Nisha, P. Z. Miller, C. Ben, *Asian Pac. J. Trop. Med.* **2011**, 4.
- [9] A. Kicel, M. Wolbis, *Chem. Nat. Compd.* **2012**, 48.
- [10] S. Wang, F. Tang, Y. Yue, X. Yao, Q. Wei, J. Yu, *J. AOAC Int.* **2013**, 96.
- [11] S. S. S. A. Aziz, M. A. Sukari, M. Rahmani, M. Kitajima, N. Aimi, N. J. Ahpandi, *Malays. J. Anal. Sci.* **2010**, 14.
- [12] J. Joselin, T. S. S. Brintha, A. R. Florence, S. Jeeva, *Asian Pac. J. Trop. Dis.* **2012**, 2.
- [13] P. H. Nguyen, B. T. Zhao, O. Kim, J. H. Lee, J. S. Choi, B. S. Min, M. H. Woo, *J. Nat. Med.* **2016**, 70.
- [14] V. Petrul'ová-Poracká, M. Repcak, M. Vilková, J. Imrich, *Food Chem.* **2013**, 141.
- [15] J. Sun, Y. D. Yue, F. Tang, X. F. Guo, *J. Asian Nat. Prod. Res.* **2010**, 12.
- [16] J. Y. Cho, T. L. Hwang, T. H. Chang, Y. P. Lim, P. J. Sung, T. H. Lee, J. J. Chen, *Food Chem.* **2012**, 135.
- [17] K. C. Fylaktakidou, D. J. Hadjipavlou-Litinas, K. E. Litinas, D. N. Nicolaides, *Curr. Pharm. Des.* **2004**, 10.
- [18] J. Grover J, S. M. Jachak, *RSC Adv.* **2015**, 5.
- [19] A. Thakur, R. Singla, V. Jaitak, *Eur. J. Med. Chem.* **2015**, 101.
- [20] Y. Q. Hu, Z. Xu, S. Zhang, X. Wu, J. W. Ding, Z.S. Lv, L. S. Feng, *Eur. J. Med. Chem.* **2017**, 136.
- [21] M. Z. Hassan, H. Osman, M. A. Ali, M. J. Ahsan, *Eur. J. Med. Chem.* **2016**, 123.

- [22] X. L. Hu, Z. Xu, M. L. Liu, L. S. Feng, G. D. Zhang, *Curr. Top. Med. Chem.* **2017**, 17.
- [23] E. M. Beccalli, A. Contini, P. Trimarco, *Tetrahedron Lett.* **2004**, 45.
- [24] Y. Zhou, X. Zhang, S. Yang, Y. Li, Z. Qing, J. Zheng, J. Li, R. Yan, *Anal. Chem.* **2017**, 89.
- [25] M. S. A. El-Gaby, M. A. Zahran, M. M. F. Ismail, Y. A. Ammar, *Farmaco* **2000**, 55.
- [26] V. Raj, J. Lee, *Trontiers in Chemistry*, **2020**, 8.
- [27] A. Goel, V. J. Ram, *Tetrahedron*, **2009**, 65.
- [28] M. N. Erichsen, T. H. V. Huynh, B. Abrahamsen, J. F. Bastlund, C. Bundgaard, O. Monrad, A. B. Jensen, C. W. Nielsen, K. Frydenvang, A. A. Jensen, L. Bunch, *J. Med. Chem.* **2010**, 53.
- [29] A. Berg, K. Reiber, H. Dorfelt, G. Walther, B. Schlegel, U. J. Grafe, *Antibiot.* **2000**, 53.
- [30] K. Otoguro, K. Shiomi, Y. Yamaguchi, N. Arai, T. Sunazuka, R. Masuma, Y. Iwai, S. Omura, *J. Antibiot.* **2000**, 53.
- [31] Z. Q. Xu, M. G. Hollingshead, S. Borgel, C. Elder, A. Khilevich, M. T. Flavin, *Bioorg. Med. Chem. Lett.* **1999**, 133.
- [32] E. R. Almeida, *Open Nat. Prod. J.* **2009**, 2.
- [33] M. Makino, Y. Fujimoto, *Phytochemistry*. **1999**, 50.
- [34] S. Ray, H. K. Majumder, A. K. Chakraborty, S. Mukhopadhyay, *J. Nat. Prod.* **1996**, 59.
- [35] W. Schmidt, L. Beerhues, *FEBS Lett.* **1997**, 420.
- [36] Y. L. Lin, C. C. Shen, Y. J. Huang, Y. Y. Chang, *J. Nat. Prod.* **2005**, 68.
- [37] N. Thomas, S. M. Zachariah, *Asian J. Pharm. Clin. Res.* **2013**, 6.

- [38] G. Brahmachari, S. K. Jash, *Rec. Pat. Biotechnol.* **2014**, 8.
- [39] C. D. Hufford, B. O. Oguntimein, D. V. Engen, D. Muthard, J. Clardy, *J. Am. Chem. Soc.* **1980**, 102.
- [40] E. Herrera, C. Barbas, *J. Physiol. Biochem.* **2001**, 57.
- [41] V. Fuendjie, A. E. Nkengfack, Z. T. Fomum, B. L. Sondengam, B. Bodo, *J. Nat. Prod.* **1998**, 61.
- [42] C. Ito, M. Itoigawa, Y. Mishina, V. C. Filho, F. Enjo, H. Tokuda, H. Nishino, H. Furukawa, *J. Nat. Prod.* **2003**, 66.
- [43] J. Wandji, Z. T. Fomum, F. Tillequin, F. Libot, M. Koch, *J. Nat. Prod.* **1995**, 58.
- [44] M. N. Erichsen, T. H. V. Huynh, B. Abrahamsen, J. F. Bastlund, C. Bundgaard, O. Monrad, A. B. Jensen, C. W. Nielsen, K. Frydenvang, A. A. Jensen, L. Bunch, *J. Med. Chem.* **2010**, 53.
- [45] P. K. Paliwal, S. R. Jetti, S. Jain, *Med. Chem. Res.* **2013**, 22.
- [46] S. Bhavanarushi, V. Kanakaiah, E. Yakaiah, V. Saddanapu, A. Addlagatta, V. J. Rani, *Med. Chem. Res.* **2013**, 22.
- [47] A. G. E. Amr, A. M. Mohamed, S. F. Mohamed, N. A. Abdel-Hafez, A. E. F. G. Hammam, *Bioorg. Med. Chem.* **2006**, 14.
- [48] D. Olmedo, R. Sancho, L. M. Bedoya, J. L. López-Pérez, E. Del Olmo, E. Muñoz, J. Alcami, M. P. Gupta, A. S. Feliciano, *Molecules* **2012**, 17.
- [49] A. S. Al-Ayed, *Int. J. Org. Chem.* **2011**, 1.
- [50] A. A. Al-Amiery, Y. K. Al-Majedy, A. A. H. Kadhum, A. B. Mohamad, *Sci. Rep.* **2015**, 5.
- [51] L. Z. Chen, W. W. Sun, L. Bo, J. Q. Wang, C. Xiu, W. J. Tang, J. B. Shi, H. P. Zhou, X. H. Liu, *Eur. J. Med. Chem.* **2017**, 138.

- [52] P. Anand, B. Singh, N. Singh, *Bioorg. Med. Chem.* **2012**, 20.
- [53] M. J. Matos, F. Mura, S. Vazquez-Rodriguez, F. Borges, L. Santana, E. Uriarte, C. Olea-Azar, *Molecules*. **2015**, 20.
- [54] M. M. Abdou, *Arab. J. Chem.* **2017**, 10.
- [55] M. D. J Wijayabandara, M. I. Choudhary, A. Adhikari, *P. Ann. Sci. Sess. Fac. Med. Sci.* **2015**, 2.
- [56] S. Akoudad, S. K. Darweesh, M. J. Leening, P. J. Koudstaal, A. Hofman, A. Van Der Lugt, B. H. Stricker, M. A. Ikram, M. W. Vernooij, *Stroke*. **2014**, 45.
- [57] R. S. Keri, B. S. Sasidhar, B. M. Nagaraja, M. A. Santos, *Eur. J. Med. Chem.* **2015**, 100.
- [58] M. Z. Hassan, H. Osman, M. A. Ali, M. J. Ahsan, M. J. Ahsan, *Eur. J. Med. Chem.* 2016, 123.
- [59] S. Emami, S. Dadashpour, *Eur. J. Med. Chem.* **2015**, 102.
- [60] S. F. Razavi, M. Khoobi, H. Nadri, A. Sakhteman, A. Moradi, S. Emami, A. Foroumadi, A. Shafiee, *Eur. J. Med. Chem.* **2013**, 64.
- [61] X. L. Hu, Z. Xu, M. L. Liu, L. S. Feng, G. D. Zhang, *Curr. Top. Med. Chem.* **2017**, 17.
- [62] J. Grover, S. M. Jachak, *RSC Adv.* **2015**, 5.
- [63] Y. Q. Hu, Z. Xu, S. Zhang, X. Wu, J. W. Ding, Z. S. Lv, L. S. Feng, *Eur. J. Med. Chem.* **2017**, 136.
- [64] M. Z. Hassan, H. Osman, M. A. Ali, M. J. Ahsan, *Eur. J. Med. Chem.* **2016**, 123.
- [65] A. Thakur, R. Singla, V. Jaitak, *Eur. J. Med. Chem.* **2015**, 101.
- [66] E.M. Beccalli, A. Contini, P. Trimarco, *Tetrahedron Lett.* **2004**, 45.
- [67] G. Swarnalatha, G. Prasanthi, N Sirisha, C. M Chetty, *Int. J. Chem. Tech. Res.* **2011**, 3.
- [68] C. A. Kontogiorgis, D. J. H. Litina, *Bio. Med. Chem. Lett*, **2004**, 14.

- [69] A. Hantzsch, *Chem. Ber.* **1881**, 14.
- [70] G. W. Rewcastle, G. J. Atwell, D. Chambers, B. C. Baguley, W. A. Denny, *J. Med. Chem.* **1986**, 29.
- [71] E. A. Tanifum, A. Y. Kots, B. K. Choi, F. Murad, S. R. Gilbertson, *Bioorg. Med. Chem. Lett.* **2009**, 19.
- [72] M. B. El-Ashmawy, M. A. El-Sherbeny, N. S. El-Gohary, *Med. Chem. Res.* **2013**, 22.
- [73] S. Girault, P. Grellier, A. Berecibar, L. Maes, E. Mouray, P. Lemièrre, M.A. Debreu, E. DavioudCharvet, C. Sergheraert, *J. Med. Chem.* **2000**, 43.
- [74] S. Samai, G. C. Nandi, S. Chowdhury, M. S. Singh, *Tetrahedron*, **2011**, 67.
- [75] W. A. Denny, G. J. Atwell, B. C. Baguley, L. P. G. Wakelin, *J. Med. Chem.* **1985**, 28.
- [76] Z. Nofal, M. El-Zahar, and A. El-Karim, *Molecules*, **2000**, 5.
- [77] C. A. Kontogiorgis, D. J. Hadjipavlou-Litina, *Journal of Medicinal Chemistry*, **2005**, 48, 6400–8.
- [78] T. Ojala, S. Remes, P. Haansuu, H. Vuorela, R. Hiltunen, K. Haahtela, and P. Vuorela, *Journal of Ethnopharmacology*, **2000**, 73.
- [79] A. A. H. Kadhum, A. A. Al-Amiery, A. Y. Musa, A. B. Mohamad, *International Journal of Molecular Sciences*, **2011**, 12.
- [80] S. Lee, K. Sivakumar, W. S. Shin, F. Xie, Q. Wang, *Bioorganic & Medicinal Chemistry Letters*, **2006**, 16.
- [81] T. Nasr, S. Bondock, M. Youns, *European Journal of Medicinal Chemistry*, **2014**, 76.
- [82] J. F. Swinbourne, H. J. Hunt, G. Klinkert, *Adv Heterocycl Chem.* **1987**, 23.

- [83] O. V. Koval'chukova, N. I. Mordovina, N. E. Kuz'mina, S. V. Nikitin, B. E. Zaitsev, S. B. Strashnova, K. K. Palkina, *Crystallogr Rep.* **2004**, 49.
- [84] M. V. R. Reddy, B. Akula, S. C. Cosenza, S. Athuluridivakar, M. R. Mallireddigari, V. R. Pallela, V. K. Billa, D. R. C. V. Subbaiah, E. V. Bharathi, R. V. Carpio, A. Padgaonkar, S. J. Baker, E. P. Reddy, *J. Med. Chem.*, **2014**, 57.
- [85] J. A. Palop, D. Plano, E. Moreno, C. Sanmartín, *ARKIVOC*, **2014**, 2.
- [86] K. M. Khokhani, R. M. Gol, T. T. Khatri, P. K. Patel, *Chem. Biol. Interface.*, **2014**, 4..
- [87] N. R. Mohamed, M. M. Abdelhalim, Y. A. Khadrawyd, G. A. Elmegeed, O. M. E. Abdel-Salam, *Steroids*, **2012**, 77.
- [88] D. A. DeGoey, D. A. Betebenner, D. J. Grampovnik, D. Liu, J. K. Pratt, M. D. Tufano, W. He, P. Krishnan, T. J. Pilot-Matias, K. C. Marsh, A. Molla, D. J. Kempf, C. J. Maring, *Bioorg. Med. Chem. Lett.*, **2013**, 23.
- [89] N. L. Colbry, E. F. Elslager, L. M. Werbel, *J. Med. Chem.*, **1985**, 28.
- [90] J. B. Smaill, G. W. Rewcastle, J. A. Loo, K. D. Greis, O. H. Chan, E. L. Reyner, E. Lipka, H. D. H. Showalter, P. W. Vincent, W. L. Elliott, W. A. Denny, *J. Med. Chem.*, **2000**, 43.
- [91] L. Weia, S. V. Malhotra, *Med. Chem. Commun.*, **2012**, 3.
- [92] H. Daub, K. Specht, A. Ullrich, *Nat. Rev. Drug Discov.*, **2004**, 3, 1001-1010.
- [93] A. M. Mohamed, W. A. El-Sayed, M. A. Alsharari, H. R. M. Al-Qalawi, M. O. Germoush, *Arch. Pharm. Res.*, **2013**, 36.
- [94] S. M. Rajesh, R. S. Kumar, L. A. Libertsen, S. Perumal, P. Yogeeswari, D. Sriram, *Bioorg. Med. Chem. Lett.*, **2011**, 21.
- [95] B. U. Khan, *J. Autism. Dev. Disord.*, **1997**, 27.

- [96] P. Molina, E. Aller, , A. Lorengo, P. L. Cremadis, I. Rioja, A. Ubeda, , M. C. Terencio, M. J. Alcaraz, *J. Med. Chem.*, **2001**, 44.
- [97] L. M. Oppegard, K. R. Streck, J. D. Rosen, H. A. Schwanz, K. Drlica, R. J. Kerns, H. Hiasa, *Antimicrob. Agents Chemother.*, **2010**, 54.
- [98] V. L. Gein, V. V. Mishunin, E. P. Tsypliyakova, O. V. Vinokurova, M. I. Vakhrin, *Pharm Chem J.* **2009**, 43.
- [99] E. S. Pereyaslavskaya, V. A. Potemkin, E. V. Bartashevich, *Pharm Chem J.* **2008**, 42.
- [100] H. L. Wang, C. X. Wei, X. Q. Deng, F. L. Li, Z. S. Quan, *Arch Pharm.* **2009**, 342.
- [101] Xi-Cun W, Ying W, Yu-Xia D, Zhang Z, Zheng-Jun Q. *Heterocycles.* **2011**, 83.
- [102] Z. Li-Yan , C. Chun, *J Comb Chem.* **2010**, 12, 35.
- [103] V. L. Gein, L. F. Gein, E. P. Tsypliyakova, O. S. Panova. *Russ J Org Chem.* **2007**, 43.
- [104] C. Raju, K. Madhaiyan, R. Uma, R. Sridhar, S. Ramakrishna. *RSC Adv.* **2012**, 2.
- [105] L. Tuan-Jie, Y. Chang-Sheng, Y. Chen-Xia, W. Xiang-Shan, T. Shu-Jiang, *Synth Commun*, **2012**, 42.
- [106] G. V. Ramin, T. S. Zahra, A. Mostafa, K. N. Rahman, *Mol Divers.* **2013**, 17.
- [107] D. J. Coonolly, D. Cusack, T. P. O'Sullivan, P. J. Guiry, *Tetrahedron*, **2005**, 61.
- [108] G. S. Jedhe, D. Paul, R. G. Gonnade, M. K. Santra, E. Hamel, T. L. Nguyen, G. J. Sanjayan, *Bioorg. Med. Chem. Lett.* **2013**, 23.
- [109] L. Wu, *RSC Adv.* **2015**, 5.
- [110] A. M. Dougherty, H. Guo, G. Westby, Y. Liu, E. Simsek, J. T. Guo, A. Mehta, P. Norton, B. Gu, T. Block, A. Cuconati, *Antimicrob. Agents. Chemother.* **2007**, 51.
- [111] S. B. Wang, X. Q. Deng, Y. Zheng, Y. P. Yuan, Z. S. Quan, L. P. Guan, *Eur. J. Med. Chem.* **2012**, 56.

- [112] K. Pegklidou, C. Koukoulitsa, I. Nicolaou, V. J. Demopoulos, *Bioorg. Med. Chem.*, **2010**, 18.
- [113] C. G. Dave, R. D. Shah, *Molecules*. **2002**, 7.
- [114] M. Hussein, O. M. Ahmed, *Bioorg. Med. Chem.* **2010**, 18.
- [115] P. Verhaeghe, N. Azas, M. Gasquet, S. Hutter, C. Ducros, M. Laget, S. Rault, P. Rathelot, P. Vanelle, *Bioorganic & Medicinal Chemistry Letters*, **2008**, 18.
- [116] L. F. Kuyper, D. P. Baccanari, M. L. Jones, R. N. Hunter, R. L. Tansik, S. S. Joyner, C. Boytos, S. K. Rudolph, V. Knick, H. R. Wilson, J. M. Caddell, H. S. Friedman, J. C. W. Comley, J. N. Stables, *Journal of Medicinal Chemistry*, **1996**, 39.
- [117] V. Alagarsamy, V. R. Solomon, R. V. Sheorey, R. Jayakumar, *Chemical Biology & Drug Design*, **2009**, 73.
- [118] H. Georgey, N. Abdel-Gawad, S. Abbas, *Molecules*, **2008**, 13.
- [119] M. A. H. Ismail, S. Barker, D. A. Abau El Ella, K. A. M. Abouzid, R. A. Toubar, M. H. J. Todd, *Medicinal Chemistry*, **2006**, 49.
- [120] M. S. Malamas, J. Millen, *Journal of Medicinal Chemistry*, **1991**, 34.
- [121] M. Decker, *European Journal of Medicinal Chemistry*, **2005**, 40.
- [122] D. Giardin, D. Martarelli, G. Sagratini, P. Angeli, D. Ballinari, U. Gulini, C. Melchiorre, E. Poggesi, P. Pompei, *Journal of Medicinal Chemistry*, **2009**, 52.
- [123] A. Gangjee, M. Kothare, R. L. Kisliuk, *Journal of Heterocyclic Chemistry*, **2000**, 37.
- [124] A. Levitzky, *Accounts of Chemical Research*, **2003**, 36.
- [125] A. Shaabani, R. Ghadari, S. Ghasemi, M. Pedarpour, A. H. Rezayan, A. Sarvary, S. W. Ng, *J. Comb. Chem.* **2009**, 11.
- [126] D. Rajguru, B S. Keshwal, S. Jain, *Chin. Chem. Lett.* **2013**, 24.



- [127] J. M. Khurana, B. Nand, P. Saluja, *Tetrahedron*.**2010**, 66.
- [128] A. T. Khan, M. Lal, S. Ali, Md. M. Khan, *Tetrahedron Lett.* **2011**, 52, 5327–5332.
- [129] M. Bihani, P. P. Bora, G. Bez, H. Askari, *C. R. Chimie*. **2013**,16.
- [130] Z. Chen, Q. Zhu, W. Su, *Tetrahedron Lett.* **2011**, 52.
- [131] K. Pradhan, S. Paul, A. R. Das, *Tetrahedron Lett.* **2013**, 54.
- [132] M. G. Dekamin, M. Eslami, A. Maleki, *Tetrahedron*. **2013**, 69.
- [133] G. Brahmachari, S. Laskar, *J. Heterocyclic Chem.* **2014**, 51.
- [134] C. Jadhav, A. Nipate, A. Chate, C. Gill, *ACS Omega*. **2021**, 6.
- [135] K. Yang, J. Xiang, G. Bao, Q. Dang, X. Bai, *ACS Com. Sci.* **2013**, 15.
- [136] M. Mohssenimehra, M. Mamaghania, F. Shirinia, M. Sheykhan, F. A. Moghaddamb, *Chinese Chemical Letters*. 2014,  
<http://dx.doi.org/10.1016/j.cclet.2014.04.025>
- [137] M. Adib, M. H. Sayahi, H. Ziyadi, H. R. Bijanzadehb, L. Zhuc, *Tetrahedron*, **2007**, 63.
- [138] K. C. Majumdar, S. Ponra, D. Ghosh, *Synthesis*. **2011**, 7.
- [139] S. Abdolmohammadi , S. Balalaie, *International Journal of Organic Chemistry*, **2012**, 2.
- [140] M. Kidwai, A. Jain, S. Bhardwaj, *Mol Divers*. **2012**, 16.
- [141] M. Khalaj, M. Taherkhani, M. Kalhor, *New J. Chem.* **2021**, 45.
- [142] G. Brahmachari, I. Karmakara, K. Nurjamala, *ACS Sustainable Chem. Eng.***2018**, 6.
- [143] B. Zeynizadeh, S. Rahmani, E. Eghbali, *Polyhedron*, **2017**, 168.

- [144] M. Gilanizadeh, B. Zeynizadeh, *Res Chem Intermed*, **2019**, 45.
- [145] M. Kidwai, S. Kukreja, S. Rastogi, K. Singhal, N. K. Mishra, *Indian J. Chem*, **2004**, 53B.
- [146] H. Saffarian, F. Karimi, M. Yarie, M. A. Zolfigol, *Journal of Molecular Structure*, **2020**, 1224,.
- [147] A. Shaabani, S. Shaabani, M. Seyyedhamzeh, M. H. Sangachin, F. Hajishaabaha, *Res Chem Intermed*, **2016**, 42.
- [148] D. I. Brahmabhatt, U. R. Pandya, G. B. Raolji, *Heterocyclic Communications*, **2004**, 10.
- [149] S. F. Basha, T. N. Prasad, V. B. Gudise, V. S. Kumar, N. Mulakayala, S. Anwar, An efficient, multicomponent, green protocol to access 4, 7-dihydrotetrazolo [1,5-a] pyrimidines and 5,6,7,9-tetrahydrotetrazolo[5,1-b]quinazolin-8(4H)-ones using PEG-400 under microwave irradiation, *Synthetic Communications*, DOI: 10.1080/00397911.2019.1659973.
- [150] S. F. Basha, T. N. Prasad, V. B. Gudise, V. S. Kumar, N. Mulakayala, S. Anwar, An efficient, multicomponent, green protocol to access 4, 7-dihydrotetrazolo [1,5-a] pyrimidines and 5,6,7,9-tetrahydrotetrazolo[5,1-b]quinazolin-8(4H)-ones using PEG-400 under microwave irradiation, *Synthetic Communications*, DOI: 10.1080/00397911.2019.1659973
- [151] R. Ghorbani□Vaghei, S. Alavinia, N. Sarmast, *Appl Organometal Chem*. 2017;e4038. DOI: <https://doi.org/10.1002/aoc.4038>.
- [152] C. Raju, K. Madhaiyan, R. Uma, R. Sridhar, S. Ramakrishnab, *RSC Advances*, **2012**, 2.
- [153] L. Zeng, C. Cai, *J. Comb. Chem.* **2010**, 12.
- [154] L. Zeng, C. Cai, *J. Comb. Chem.* **2010**, 12.

[155] A. Hassankhani, B. Gholipour, S. Rostamnia, E. Zarenezhad, N. Nouruzi, T. Kavetsky, R. Khalilov, M. Shokouhimeh *Appl Organomet Chem.* **2021**, 35.

[156] P. Kour, V. P. Singh, B. Khajuria, T. Singh, A. Kumar, *Tetrahedron Letters*, **2017**, 58.

UNDER PEER REVIEW