

Inter and intra row weed and its effect: A review

ABSTRACT

In India, One of the main biological barriers limiting crop output in India is weeds. Most crops are prone to weed infestation. Millions of weed seeds are present in most agricultural soils per hectare, and if weeds are not controlled, they substantially lower crop yields by competing with the crop for nutrients, light, and water. Pest weeds, in contrast to the majority of other agricultural weeds/pests, are perennial in all fields and necessitate some level of control in order to maximize crop yields and profitability. Weeds have the direct ability to lower crop yields, lower crop quality, and raise harvest expenses. Weed-related crop losses raise harvest expenses and result in lower yields and quality.

Keywords: *weed, weed effect, weed loss*

1 INTRODUCTION

“India has huge amount of agriculture land area, so massive residues are produced here” (Makavana et al., 2018). “A weed can be thought of as any plant growing in the wrong place at the wrong time and doing more harm than good and it uses more nutrients” (Balas et al., 2022A). “Weeds are the major biological constraints that have bad effect on crop growth and productivity” (Balas et al., 2022B). But what are weeds? Weeds are most simply defined as “[a] plants out of place.” A more poetic description was provided by Ralph Waldo Emerson who declared that “a weed is a plant whose virtues have not yet been discovered.” “Indeed, the ongoing search for genetic materials from plants that may prove to be beneficial confirms the need for a flexible perspective in managing those plants we call weeds. Weeds comprise the first stage of plant succession following soil disturbance and removal of native vegetation. From the time man first started manipulating crop plants to grow in designated areas rather than gathering food from nature, controlling competing vegetation became a primary task. Planting crops in rows facilitated cultivation and weeding options. Row spacing was largely based on the width of the particular animal or machine that would be used to cultivate the crop. India ranks second worldwide in horticulture produces”. [48] “The scenario of horticultural crops in India has become very encouraging” (Agravat et al., 2018).

Method

1.1 Classification of weeds

Out of 2 50,000 plant species, weeds constitute about 250 species, which are prominent in agricultural and non-agricultural system. Under world conditions about 30000 species is grouped as weeds.

Based on life span

Based on life span (Ontogeny), weeds are classified as Annual weeds, Biennial weeds and Perennial weeds.

A. Annual Weeds

Weeds that live only for a season or a year and complete their life cycle in that season or year are called as annual weeds.

These are small herbs with shallow roots and weak stem. Produces seeds in profusion and the mode of propagation is commonly through seeds. After seeding the annuals die away and the seeds germinate and start the next generation in the next season or year following. Most common field weeds are annuals. The examples are

- i. Monsoon annual
 - a. *Commelinabenghalensis*, *Boerhaviaerecta*
- ii. Winter annual
Chenopodium album



Pic 1. Photographs showing small herbs

B. Biennials


It completes the vegetative growth in the first season, flower and set seeds in the succeeding season and then dies. These are found mainly in non-cropped areas.

Eg. *Alternanthera echinata*, *Daucus carota*

C. Perennials

Perennials live for more than two years and may live almost indefinitely. They adapted to withstand adverse conditions. They propagate not only through seeds but also by underground stem, root, rhizomes, tubers etc. And hence they are further classified into

- i. **Simple perennials:** Plants propagated only by seeds. Eg. *Sonchus arvensis*
- ii. **Bulbous perennials:** Plants which possess a modified stem with scales and reproduce mainly from bulbs and seeds. Eg. *Allium* sp.
- iii. **Corm perennials:** Plants that possess a modified shoot and fleshy stem and reproduce through corm and seeds. Eg. Timothy (*Phleum pratense*).




Pic 2. Photographs showing Perennial herbs

- iv. **Creeping perennials:** Reproduced through seeds as well as with one of the following.

a. **Rhizome:** Plants having underground stem – *Sorghum halapense*

b. **Stolon:** Plants having horizontal creeping stems above the ground – *Cynodondactylon*



Pic 3. Photographs showing Creeping perennials

c. **Roots:** Plants having enlarged root system with numerous buds – *Convolvulus arvensis*

d. **Tubers:** Plants having modified rhizomes adapted for storage of food – *Cyperus rotundus*

1.2 Classification of Weeds into Inter and Intra Row

Klooster (1982) stated that “there is an increased interest in mechanical weed control, and that the weeds in the row are the biggest problem”. Kouwenhoven (1992) states that “with inter-row weed control 60-70% of the surface is treated. He notes that intra row weed control is difficult and weeds closely surrounding the crop are almost impossible to control using existing intra row weeding techniques such as ridging or brushing”.

“Life cycles of weed species are described as summer annuals, winter annuals, biennials, or perennials” (Ross and Lembi 2007). “Summer annuals will emerge in the spring of the year and grow through the summer until fall when they produce seed and die, while winter annuals tend to emerge in the fall and overwinter to flower, set seed, and die in the spring. Biennials require 2 years to complete their life cycle from seedling to new seed, and perennials live longer than 2 years. Study on the development of a small capacity (5kg) fixed bed reactor pyrolyser for shredded cotton stalk as feed stalk” (Makavana and Sarsavadia, 2018).

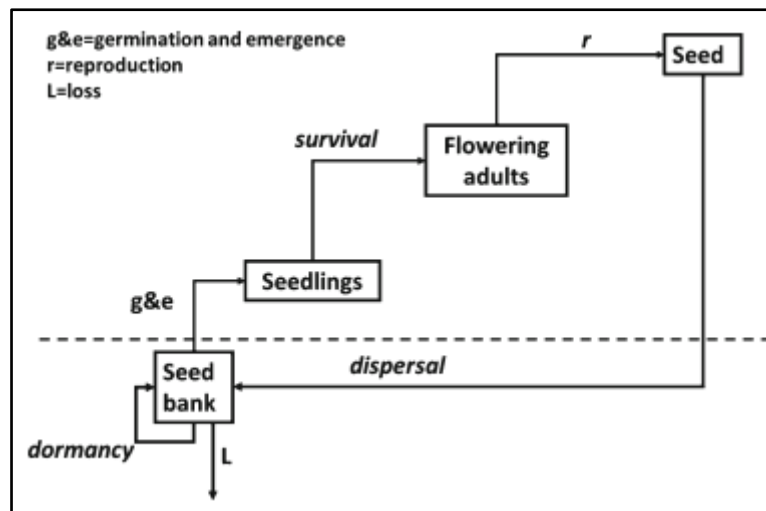


Fig.1: Population dynamics of an annual weed species showing stages (boxes) and transitions (arrows) among stages. Dashed line indicates above and below soil surface

“Population dynamics of a weed species are described using a series of stages and transitions that a plant goes through during a year. Stages are those observable conditions of a plant such as seed, seedling, and flowering plant, while transitions are rates of germination and emergence, proportion of seedlings that survive to become flowering plants, and rate of reproduction by flowering plants to produce new seed (Fig.1). With annual weed species, the seed is the key stage in order for the population to perpetuate into the following year”. [48] Anderson (2005) highlighted “three stages and transitions to target for weed control, that is, (1) enhancing the natural loss (L) of weed seeds in the soil seed bank, (2) reducing weed seedling establishment ($survival$), and (3) minimizing seed production by individual plants that survive to maturity (r)” (Fig.1).

“Weeds have very fast growth rates as compared to crops and if not treated or managed properly, they dominate the field and adversely effect on crop production and human welfare at large. Weeds directly reduce profits by hindering harvest operations and producing chemicals that are harmful to crop plants. Weeds are always associated with human endeavor’s and because huge reductions in crop yields, increase cost of cultivation, reduce inputs use efficiency, act as alternate hosts for several insect pests, diseases and nematodes. The importance of their management seldom requires any mention especially under the present day high input farming systems. The composition and competition by weeds are dynamic in nature and dependent on soil, climate, cropping and management factors. Significant portion of farmer’s time is wasted for weeding of crops. Weeds can also reduce the value of the harvested crop such as lowering protein levels in grain and decreasing fruit or seed size. The presence of weeds in the harvested crop may also lower the value of the crop. Jointed goat grass (*Aegilops cylindrica*) in wheat (*Triticum aestivum*) seed, puncture vine (*Tribulus terrestris*) burs and nightshade (*Solanum* sp.) berries in green peas (*Pisum sativum*), nightshade stains on beans (*Phaseolus vulgaris*), and horseweed (*Conyza canadensis*) oil distilled with peppermint (*Mentha piperita*) oil are examples of weeds contaminating and lowering the value of the harvested crop”. [48]

Necessity for Weed Control

Karnkal (2013) studied “the weeding operations and opined that intercultural operation controls unwanted plants between the rows which consume more fertilizers and reduce the crop yield. Controlling weed is one of the serious, problems faced by the farmers. The reduction in the yield due to weeds alone is estimated about 30-60 % depending upon the crop and location, and one third of the cost of cultivation is being spent for weeding alone”. Chavan *et al.* (2015) opined that “weeds compete with crops for essential nutrients. In agriculture, it’s a very difficult task to weed out unwanted plants manually as well as animal operated equipment’s which may further lead to damage of main crop”. “Agricultural mechanisation entails the use of various power sources as well as improved farm tools and equipment in order to reduce human and animal drudgery, improve cropping intensity, precision, and timeliness of crop input utilisation, and reduce losses at various stages of crop production” (Agravat *et al.*, 2023). “Farmers have been using manual device for weeding operation, they were time consuming, laborious, boring, tedious and costly also” (Balas *et al.*, 2018A). More than 33 % of the cost incurred in cultivation is diverted to weeding operations there by reducing the profit share of farmers.

RESULTS AND DISCUSSION

“Crop losses due to weeds vary by crop, weed species, location, and farming system” (Bridges 1992; Swinton *et al.* 1994). “Weeds not only compete for nutrients, light, and water but can also harbor pests (nematodes, insects, pathogens) of the crop reducing potential yields and quality further” (Boydston *et al.* 2008).

Losses Due to Weeds

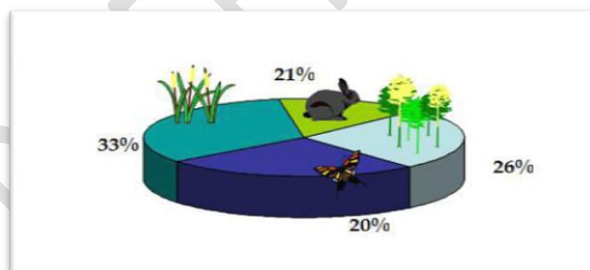


Fig. 2: the percentage of crop losses caused by weeds in comparison to other types of pests

Smith (1961) reported that “the weed competition is a serious problem in almost all rainy seasons’ crops causing the losses in yield ranging from 9 to 60 % or more”. Grist (1976) reported that “the weeds affect the microclimate around the plants harbor diseases and pests, increases the cost of production, plug irrigation and drainage canals and lower the quantity and quality of crop and showed that the competition of one grass plant (*Echinocloa crusgalli*) per square foot reduced yield of rice by 25 %”. Murthy and Gowada (1996) reported that “the percent yield losses due to weed competition for the first one month, two month and entire crop season were 23.7 %, 35.4 % and 40.8 % respectively”. Moorthy and Das (2002) reported that “the weeds compete severely light, nutrients, moisture and space. The yield losses are closely ranging from 50-97 %”. Charudattan and Dinooor (2000)

reported that “the weeds compete severely for nutrients and depending upon the intensity of weed growth, deletion of nutrients may be up to 86.5 kg N, 12.4 kg P and 134.5 kg K per ha”. Chauhan *et al.* (2014) reported that, “in Asian countries, weedy rice, the unwanted plants of *Oryza sativa* competing with cultivated rice and these plants produce stained grains reduce rice yield from 16 % to 74 %”. Bhan *et al.* (1999) estimated that “weeds in India reduce crop yields by 31.5 per cent (22.7 per cent in winter and 36.5 per cent in summer and kharif seasons respectively)”. “In other studies, weeds were reported to cause up to one-third of the total losses in yield, besides impairing quality of produce and causing health and environmental hazards” (Anon., 2013). “In a survey, Indian weed scientists estimated losses due to weeds from 10 per cent to 100 per cent (Table 1). Even a conservative estimate of about 10 per cent loss would amount to a loss of food grains valued at approximately US \$ 13 billion” (Yaduraju, 2012). Losses of this magnitude due to weeds may occur in plantation crops, fruits, vegetables, grasslands, forestry and aquatic environments. The total economic losses will be much higher, if indirect effects of weeds on health, losses of biodiversity, nutrient depletion, grain quality, etc. are taken into consideration.

Table 1: Yield reduction caused by weed in different crops

Name of crops	% Yield reduction	Reference
Direct seeded paddy	45-90	Singh (2014)
Transplanted paddy	15-38	Singh (2014)
Maize	28-93	Malviya and Singh (2007); Singh (2014)
Sorghum	6-40	Singh (2014)
Finger millet	26-27	Pradhan <i>et al.</i> (2012)
Red gram or <i>Cajanus cajan</i>	20-47	Singh (2014)
Soybean	40-60	Jha and Soni (2013); Singh (2014)
Wheat	26-38	Das (2008); Verma <i>et al.</i> (2015); Das <i>et al.</i> (2012)
Chickpea	15-25	Kewat (2014)
Pea	20-30	Kewat (2014)
Mustard	15-30	Kewat (2014)
Groundnut	20-50	Rathore <i>et al.</i> (2014)
Sesame	50-75	Bhadauria <i>et al.</i> (2012); Duary and Hazra (2013); Rathore <i>et al.</i> (2014)
Sun flower	30-64	Rathore <i>et al.</i> (2014)
Castor	15-25	Rathore <i>et al.</i> (2014)
Cotton	74-96	Verma <i>et al.</i> (2015)
Jute	58-70	Ghorai <i>et al.</i> (2013)
Coriander	20-50	Yadav <i>et al.</i> (2013)
Sugarcane	40-67	Chauhan and Srivastava (2002); Pratap <i>et</i>

		<i>al.</i> (2013)
Aubergine	49-90	Reddy <i>et al.</i> (2000); Kunti and Singh (2012)

Due to the negative impact of weed competition, they are removed or killed using different weeding techniques. “A Canadian survey of crop losses due to weeds in 58 commodities reported average annual losses of \$984 million due to weeds” (Swanton *et al.* 1993). “Lentil (*Lensculinaris*) and cranberry (*Oxycoccus* sp.) crops had the greatest percent yield loss due to weeds (25 %), whereas the major crops of corn (*Zeamays*), soybean (*Glycinemax*), hay, wheat, potato (*Solanumtuberosum*), canola (*Brassiccanapus*), and barley (*Hordeum vulgare*) had the greatest monetary value losses. Density was increased by 3.91 times and calorific value was increased by 1.19 times” (Makavana et al.,2020).

“ Most fields are infested with multiple weed species which interact resulting in a combined effect on the crop. Crops vary in their ability to compete and tolerate weeds. Soybean yield was reduced more by weeds than corn yields in previous studies” (Swinton *et al.* 1994). “The fuel consumption of the tractor while using automated weeder was measured by auxiliary tank method” (Balas, et al. 2018B). “Onions (*Alliumcepa*) lack a competitive crop canopy to shade weeds and are susceptible to nearly total crop loss due to uncontrolled weeds” (Williams *et al.* 2007).“In a study, the loss due to soil erosion was assessed to be 13.6 per cent and that due to insect and disease was 35.8 per cent while the loss due to weeds alone was estimated about 16 to 42 per cent depending on the crop and location” (Duary and Hazra, 2013). “In some cases, delay and negligence in weeding operations may also cause complete crop failure”(Singh, 1988). “Removal of weeds consumes 25 per cent labour i.e. 900-1200 man- hour per ha during the cultivation season” (Padole, 2007). “Around one third of the cost of cultivation is spent on weeding alone when carried out manually” (Duary and Hazra, 2013).

“Weed, which is affect both on productivity and profitability of rain-fed agriculture accounts for a major share in cost of agricultural production, If not controlled properly. More than 33 % of the cost incurred in cultivation is diverted to weed there by reducing the profit share of farmers” (Chavan *et al.*, 2015).

CONCLUSION

- Weeds reduce the productivity, increase the cost of cleaning and overall adversely affect the value of the land and thereby affecting the farmer’s energy, time or money (Parish, 1990).
- Weeds in crop field compete for soil nutrients, soil moisture, sunlight (Tollenaar and Wu, 1999)
- Due to weeds, space, water and other ecological factors are used, in unmeaning full throughout the whole growing seasons (Maxwell and O’Donovan, 2007).

Without a proper weed management program, weeds will affect crop yield and quality, resulting in reduced revenue for the grower.

REFERENCE

1. Agravat, V. V., Mohnot, P., Desai, R. H., Balas, P. P. and Yadav, R. 2018. Development of Sitting Type Coconut Palm Climbing Device. *International Journal of Current Microbiology and Applied Sciences* 7(10): 3591-3602
2. Agravat, V.V., Swarnkar, R., Kumar, N., Balas, P. R. and Matholiya, C. S. 2023. Development of electric harvester. *The Pharma Innovation Journal*; 12(5): 1087-1089.
3. Anderson RL (2005) A multi-tactic approach to manage weed population dynamics in crop rotations. *Agron J* 97:1579–1583
4. Balas, P. R., Jhala, K. B., Makavana, J. M. and Agravat, V. V. 2018 A. Design and development of mini tractor operated installer and retriever of drip line. *International Journal of Current Microbiology and Applied Sciences*, 7(8): 1566-1577.
5. Balas, P. R., Jhala, K. B., Makavana, J. M. and Agravat, V. V. 2018 B. Performance and Evaluation of Mini Tractor Operated Installer and Retriever of Drip Line. *International Journal of Current Microbiology and Applied Sciences*, 7(9): 1362-1370.
6. Balas, P. R., Makavana, J. M., Mohnot, P., Jhala, K. B. and Yadav, R. 2022 A. Inter and Intra Row Weeders: A Review. *Current Journal of Applied Science and Technology*, 41(28): 1-9.
7. Balas, P. R., Delvadiya, N. P., Mohnot, P. and Jhala, K. B. 2022B. Automation in weed control system of challenges, solution and its future trends: a study. *Indian Journal of Agriculture and Allied Sciences*, 8(1): 2455-9709.
8. Bhan, V. M., Sushilkumar and Raghuwanshi, M. S. 1999. Weed management in india. *Indian J. Plant Prot.* 17: 71- 202.
9. Bhadauria, N., Yadav, K. S., Rajput, R. L. and Singh, V. B. 2012. Integrated weed management in sesame. *Indian Journal of Weed Science*, 44(4): 235-237.
10. Boydston RA, Mojtahedi H, Crosslin JM, Brown CR, Anderson T (2008) Effect of hairy nightshade (*Solanum sarrachoides*) presence on potato nematodes, diseases, and insect pests. *Weed Sci* 56:151–154
11. Bridges DC (1992) Crop losses due to weeds in the United States – 1992. *Weed Science Society of America*, Champaign
12. Charudattan, R. and Dinoor, A. 2000. Biological control of weeds using plant pathogens: accomplishment and limitations. *Crop Protection*, 19(4): 691 695.
13. Chauhan, B. S., Abeysekera, A. S. K., Wickramarathe, M. S., Kulatunga, S. D. and Wickrama, U. B. 2014. Effect of rice establishment methods on weedy rice (*Orizya sativa* L.) infestation and grain yield of cultivated rice (*O. sativa* L.) in Sri Lanka. *Crop Protection*, 55:42-49.
14. Chauhan, R. S. and Srivastava, S. N. 2002. Influence of weed management practices on weed growth and yield of sugarcane. *Indian Journal of Weed Science*, 34(3): 318-319.

15. Chavan, M., Sachin, C., Ashutosh, R., Piyush, S. and Digvijay, M. 2015. Design, development and analysis of weed removal machine. *International Journal for Research in Applied Science and Engineering Technology*, 3(5): 526-532
16. Das, T. K. 2008. *Weed Science: Basics and Application*. First Edition. New Delhi, Jain Brothers Pub. pp. 901.
17. Das, T. K., Tuti, M. D., Sharma, R., Paul, T. and Mirja, P. R. 2012. Weed management research in India: An overview. *Indian Journal of Agronomy*, 57(3): 148-156.
18. Duary, B. and Hazra, D. 2013. Determination of critical period of crop-weed competition in sesame. *Indian Journal of Weed Science*, 45(4): 253-256.
19. Ghorai, A. K., Rajib, D. E., Chowdhury, H., Majumdar, B., Chakraborty, A. and Kumar, M. 2013. Integrated management of weeds in raw jute. *Indian Journal of Weed Science*, 45(1): 47-50.
20. Grist, D. H. 1976. *Rice*. Longman Group Ltd. London: 17-294.
21. Makavana, J.M. and Sarsavadia, P. N. (2018) Development of batch type biomass pyrolyser for agricultural residue. pp.1-118.
22. Jha, A. K. and Soni, M. 2013. Weed management by sowing methods and herbicides in soybean. *Indian J. Weed Science*, 45: 250-252.
23. Karnkal, U. S. 2013. Design and development of self-propelled weeder for field crops. *International Journal of Agricultural Engineering*, 6(1): 304-310.
24. Kewat, M. L. 2014. Improved weed management in Rabi crops. *National Training on Advances in Weed Management*, pp. 22-25.
25. Klooster, J. J. 1982. The role of tillage in weed control. In: *Proceedings of the 9th Conference of the International Soil Tillage Research Organization*, Osijek, Croatia. pp. 256-261.
26. Kouwenhoven, J. K. 1992. Reduction of herbicide use by mechanical weed control in the Netherlands. In: *Proceedings Congo. Agriculture and Environment in Eastern Europe and the Netherlands*. pp. 257-264.
27. Kunti, S. G. and Singh, A. P. 2012. Weed management practices on growth and yield of winter season brinjal under Chhattisgarh plain conditions. *Indian Journal of Weed Science*, 44(1): 18-20.
28. Malviya, A. and Singh, B. 2007. Weed dynamics, productivity and economics of maize as affected by integrated weed management under rainfed condition. *Indian J. Agronomy*, 52(4): 321-24.
29. Makavana, J. M., Agravat, V. V., Balas, P. R., Makawana, P. J. and Vyas, V. G. 2018. Engineering properties of various agricultural residue. *International Journal of Current Microbiology and Applied Sciences*, 7(6): 2362-2367.
30. Marer, P. J. 2000. *The Safe and Effective Use of Pesticides*. Oakland: University of California Division of Agriculture and Natural Resources. Publication, (Vol.1): 2nd edition 3324p.
31. Maxwell, B. D. and O'Donovan, J. T. 2007. Understanding weed-crop interactions to manage weed problems. In: M. K. Upadhyaya and R. R. Blackshaw. (ed), *Nonchemical Weed Management: Principles, Concepts and Technology*. 17-33p. Oxfordshire, UK: CAB International.

32. Moorthy, B. T. and Das, F. C. 2002. Performance evaluation of two manually operated weeders in row cwop. *Orissa Journal of Agricultural Research*, 5(1-2): 36-41.
33. Murthy, G. H. and Gowada, M. C. 1996. Effect of approach angle on the performance of improved blade hoe. Department of Agricultural Engineering, MRS, Hebbal, Bangalore, Karnataka, 25(2). 33-34.
34. Padole, Y. B. 2007. Performance evaluation of rotary power weeder. *Agricultural Engineering Today*, 31(3): 30-33.
35. Parish, S. 1990. A review of non-chemical weed control techniques. *Biological Agriculture and Horticulture*, 7(1): 117-137.
36. Pradhan, A., Rajput, A. S. and Thakur, A. 2012. Effect of weed management practices on finger millet under rainfed conditions. *Indian Journal of Weed Science*, 44(2): 115-117.
37. Pratap, T., Singh, R., Pal, R., Yadav, S. and Singh, V. 2013. Integrated weed management studies in sugarcane ratoon. *Indian Journal of Weed Science*, 45(4): 257-259.
38. Rathore, M., Singh, R., Choudhary, P. P. and Kumar, B. 2014. Weed stress in plants. In: Gaur, R. K. and Pradeep, S. (ed), *Approaches to Plant Stress and their Management*. pp. 255-265. Springer India, New Delhi, India.
39. Reddy, C. N., Reddy, M. D. and Devi, M. P. 2000. Efficiency of various herbicides on weed control and yield of brinjal. *Indian Journal of Weed Science*, 32(3): 150-152.
40. Ross MA, Lembi CA (2007) *Applied weed science*, 3rd edn. Pearson Education, Inc., Upper Saddle, 561 pp
41. Singh, R. 2014. Weed management in major kharif and rabi crops. In: *Proceedings of National Training on Advances in Weed Management*, ICAR, New Delhi, India. pp. 31-40.
42. Smith, R. J. 1961. 3-4 Dichloropinalide for control of barnyard grains in rice field. *Weeds*, 1(2): 381-322.
43. Swanton CJ, Harker KN, Anderson RL (1993) Crop losses due to weeds in Canada. *Weed Technol* 7:537-542
44. Swinton SM, Buhler DD, Forecella F, Gunsolus JL, King RP (1994) Estimation of crop yield loss due to interference by multiple weed species. *Weed Sci* 42:103-109
45. Tollenaar and Wu, J. 1999. Yield improvement in temperate maize is attributable to greater stress tolerance. *Crop Science*, 39(6):1597-1604.
46. Verma, S. K., Singh, S. B., Meena, R. N., Prasad, S. K., Meena, R. S. and Gaurav. 2015. A review of weed management in India: The need of new directions for sustainable agriculture. *The Bioscan*, 10(1): 253-263.
47. Makavana, J. M., Sarsavadia, P. N., & Chauhan, P. M. (2020). Effect of pyrolysis temperature and residence time on bio-char obtained from pyrolysis of shredded cotton stalk. *International Research Journal of Pure and Applied Chemistry*, 21(13), 10-28.
48. Young SL, Pierce FJ, editors. *Automation: The future of weed control in cropping systems*. Springer Science & Business Media; 2013 Nov 21.