

Nutrient Enhancing and Flesh Quality Improvement in Catfish (*Clarias gariepinus*) Fed Dietary Sweet Potato (*Ipomoea batatas*) Leaves Aqueous Extract

1. ABSTRACT

Dietary sweet potato (*I. batatas*) leaves extract was assessed for nutrient enhancing ability and improvement of flesh quality in catfish (*C. gariepinus*). Thirty five (35) % crude protein feed was formulated using locally available ingredients. Four different diets were prepared from the formulated feed by adding varying quantities of sweet potato leaves extracts as follows: 0ml/kg; 50ml/kg; 100ml/kg; and 150ml/kg and labeled as Do, D1, D2 and D3 respectively. One hundred and twenty (120) sub-adult *C. gariepinus* were used for the experiment, they were divided into four groups in triplicates of 10. Feeding with the experimental diets (Do-D3) commenced after two weeks of acclimatization and they were fed for eight (8) weeks, and water quality parameters such as temperature, dissolve oxygen and pH were determined daily, and measurement of length and weight was done fortnightly. After the feeding period fish were collected from each of the groups for proximate composition analysis and organoleptic assessment. The proximate composition of the diets were done to assess the effects of *I. batatas* on the quality of the diets. The results revealed the following: (i) the diets had no effects on the assessed water quality parameters; (ii) there were no significance difference in the proximate composition of the experimental diets; (iii) the *I. batatas* leave extracts enhanced the lipids, protein and fibre contents on the flesh of *C. gariepinus*; (iv) the *I. batatas* improves texture, taste, appearance and general acceptability of *C. gariepinus* flesh; (v) nutrient utilization parameters such as protein intake (PI), protein efficiency ratio (PER), protein retention (PR), fat retention (FR) and net protein retention (NPU) increases significantly as the quantity of *I. batatas* extracts increases in the diet (Do-D3). It was concluded that sweet potato (*I. batatas*) leaves extracts improves nutrients utilization and flesh quality in *C. gariepinus* by enhancing bioavailability, digestion and absorption of nutrients.

Keywords: Nutrient Utilization, Organoleptic Assessment, Proximate Composition of Experimental fish flesh, Proximate composition of experimental diets

2. INTRODUCTION

Fisheries and aquaculture plays significant role in the promotion of food sufficiency, and it contributes above 15% to the protein consumed by humans especially in the underdeveloped countries of the world (1). One of the problems in aquaculture is the availability of good quality fish feed and a healthy environment free of diseases. Good quality feed will boost the production of fish, enhance growth rates and reduce disease presence (2,3). The quality of a

fish feed is determined by the quality of nutrients in its ingredients, and how the fish utilizes these nutrients determines the growth rate and taste of the fish. The growth and taste of the fish is further determined by the bioavailability of nutrients in the fish feed (4).

One of the essential ingredients in fish feed production is protein, because of its unique role in the development of fish. Protein plays an important role in the growth and health of fish (3). Fishmeal is among the desirable protein ingredients because of its high content of amino acids, but the decrease in its supply as a result of demand and cost is putting the sustainability of the aquaculture industry at risk (1). Since the cost of fishmeal is increasing each passing day, identifying alternative feedstuffs to fishmeal will enhance productivity in aquaculture (5).

So many authors have reported the importance of plants in the improvement of growth and health in fish (6, 7, and 8). (9) reported that sweet potato leaves (*Ipomoea batatas*) contains varying percentages of ash, fat, protein, fibre, carbohydrate etc, and possesses some important phytochemicals such as flavonoid, coumarins, saponins, tannins, anthraquinones, alkaloids and phenols. (9) further stated that these components of the *I.batatas* has the capacity to boost growth and health in fish culture. The phytochemicals contained in *I. batatas* have the ability to enhance digestibility and absorption of nutrients in fish (10, 11).

African catfish (*Clarias gariepinus*) is one of the most cultured fish outside its environment because of its ability to survive in high stocking density, resist disease and good flesh quality. This research investigated the dietary effects of sweet potato (*I. batatas*) leaves on the nutrient utilization and flesh quality of *Clarias gariepinus*.

3. MATERIALS AND METHODS

3.1 Experimental Area

The experiment was carried out in the fish farm of the Department of Fisheries and Aquatic Environment, Rivers State University, Nigeria.

3.2 Experimental Fish/Acclimatization

The fish (sub-adult *Clarias gariepinus*) was purchased from a reputable fish farm within Rivers State, and was taken to the experimental area between the hours of 6am – 7am in the morning. The fish was acclimatized for two (2) weeks, observed for disease presence and feeding to satiation was done twice a day, while water parameters were monitored.

3.3 Preparation of Experimental Herb/Diets

Sweet potato (*Ipomoea batatas*) leaves were harvested within Rivers State. It was washed clean and processed using the methods of (12). The *I. batatas* leaves were pounded to paste and soaked in hot water (50°C) at 500g/L for twelve (12) hours. It was filtered and the filtrate was used immediately.

35% crude protein feed was formulated using locally available ingredients, and four different diets were produced from the feed by adding varying quantities of the prepared *I. batatas* extracts as follows: 0ml/kg, 50ml/kg 100ml/kg and 150ml/kg and labeled as Do, D1, D2 and D3 respectively.

3.4 Experimental Design and Feeding Trials

A total of one hundred and twenty (120) sub-adult *Clarias gariepinus* were distributed into four (4) groups in triplicates of ten (10) fish per replicate into twelve (12) aquariums (10 fish/aquarium). The fish were acclimatized in the aquariums for two weeks and were fed to satiation twice a day with a commercial diet. After the acclimatization period, the fish were fed with the experimental diets (Do – D3) according to their group for a period of eight (8) weeks, and complete water exchange was done ones daily.

3.5 Proximate Analysis of the Experimental Diets and Experimental Fish

The proximate analysis of the experimental diets and fish were carried out in the Department of Food Science and Technology in the Rivers State University, using the methods in (13).

3.6 Determination of Nutrient Utilization

The following parameters were evaluated to determine the nutrient utilization, using the methods in (14) and (15):

- **Feed Intake (FI)**

$$FI = \frac{\text{Weight of feed consumed (g)}}{\text{Number of fish}}$$

- **Net Protein Utilization (NPU)**

$$NPU = \frac{\text{Fish Protein}}{\text{Protein Fed}} \times 100$$

- **Food Conversion Ratio (FCR)**

$$FCR = \frac{\text{Feed intake (g)}}{\text{Weight gain (g)}}$$

- **Protein Intake (PT)**

$$PI = \text{Percentage crude protein of feed} \times \text{Feed Consumed (g)}$$

- **Protein Efficiency Ratio (PER)**

$$PER = \frac{\text{Weight gain (g)}}{\text{Protein intake (g)}}$$

- **Fat Retention (FR)**

$$FR = \frac{FFC \times FFW(g) - (IFC \times IFW(g))}{FCD \times FCR \times [FFW(g) - IFW(g)]} \times 100$$

where FR = Fat retention

FFC = Final fat concentration

FFW = Final fish weight

IFC = Initial fish concentration

IFW = Initial fish weight

FCD = Fat content of diet

FCR = Feed conversion ratio

- **Protein Retention (PR)**

$$PR = \frac{FPC - FFW(g) - (IPC \times IFW(g))}{PCD \times FCR \times [FFW(g) - IFW(g)]} \times 100$$

where PR = Protein retention

FPC = Final protein concentration

FFC = Final fish weight.

IPC = Initial protein concentration

IFW = Initial fish weight

FCR = Feed conversion ratio

3.7 Determination of Water Quality Parameter

The temperature (Temp) and dissolve oxygen (Do) were monitored daily. While the pH was monitored twice a week. They were monitored as follows:

- Temperature: The temperature was determined using mercury glass thermometer
- PH: The PH was determined using pH meter
- DO: The dissolve oxygen was determined using the Do meter

3.8 Organoleptic Assessment of the Experimental Fish Flesh

This was determined using the sense of touch, smell, taste and sight (16). A ten man panel of judges were constituted for the assignment. Five fish from the different diets were eviscerated and soak in brime solution for five (5) minutes; they were later dried in an electric fish smoking oven. At the end of every taste exercise the panelists were given cabin biscuits and water to erase the taste before tasting another set.

3.9 Statistical Analysis

The data analysis was expressed as a mean + SE for each of the variables. The statistical difference ($P < 0.05$) of the determined values were tested using one way ANOVA. Followed to a turkey multi-comparison test with spss 17.0 package software (17).

4. RESULTS

4.1 Physicochemical Parameters of the Experimental Waters

The results of the physicochemical parameters is shown in table 1. There were no significant difference across the treatments, the values for the tested parameters were similar.

4.2 Proximate Composition of Experimental Diets and *Clarias gariepinus* Fed Dietary *Ipomea batatas* for Eight Weeks

The proximate composition of the experimental diets formulated with different levels of *Ipomea batatas* are presented in Table 2. The results obtained indicated that the values for moisture content were within the same range (11.30 – 11.43) between diets D₁ - D₂. However, a lower value of 10.82±1.29 % was recorded in diet D₃. The same trend was equally observed in ash, where the same values (16.20-16.92) were recorded between diets D₀ - D₂ and a higher value of 17.55±3.72 % was recorded in diet across the diets D₃. The value of crude fiber and lipid were within the same range. The values for lipid crude fibre and carbohydrate were higher in D₀ (6.69±0.29 and 15.08±3.19 respectively).

4.3 Proximate Composition of the Flesh of the Experimental Fish (*C. gariepinus*)

The proximate composition of the flesh of *Clarias gariepinus* fed dietary *Ipomea batatas* for eight weeks are presented in Table .3. The results indicated that the values for moisture, crude protein and lipid were higher in the *I. batatas* fed fish (D1-D2) compared to the control (D₀). While the values of carbohydrates in the experimental fish varied significantly (P<0.05) among the dietary treatments with no definite pattern. However, the values of ash and crude fibre were within the same range of 2.36-2.90 and 0.29-0.42 respectively.

Table 1: Summary of the Physicochemical Parameters of the Experimental Waters (Mean \pm SE)

Parameters	Treatments			
	D ₀	D ₁	D ₂	D ₃
Dissolve oxygen (mg/L)	4.65 \pm 0.17	4.11 \pm 0.31	4.01 \pm 0.21	3.81 \pm 0.34
Temperature (°C)	25.09 \pm 1.01	28.37 \pm 1.13	28.17 \pm 0.91	27.39 \pm 1.21
pH	6.91 \pm 1.31	6.31 \pm 0.09	6.09 \pm 0.09	6.13 \pm 1.23
Means within the same column with different superscript are significantly different (P<0.05)				

Table 2: Proximate Composition of Composition of Experimental Diets (Mean \pm SD)

Treatments	Proximate Parameters (%)					
	Moisture	Ash	Crude Protein	Lipid	Crude Fibre	Carbohydrate
D ₀	11.30 \pm 0.71 ^b	16.86 \pm 1.49 ^a	35.15 \pm 0.23 ^a	6.69 \pm 0.29 ^b	15.08 \pm 3.19 ^b	29.15 \pm 0.28 ^b
D ₁	11.43 \pm 0.69 ^b	16.20 \pm 0.30 ^a	35.24 \pm 0.09 ^a	4.57 \pm 0.50 ^a	12.72 \pm 2.32 ^a	26.72 \pm 0.92 ^a
D ₂	11.36 \pm 0.35 ^b	16.92 \pm 0.45 ^a	35.34 \pm 0.15 ^a	5.76 \pm 0.88 ^a	12.74 \pm 7.78 ^a	25.93 \pm 0.56 ^a
D ₃	10.82 \pm 1.29 ^a	17.55 \pm 3.72 ^b	35.17 \pm 0.01 ^a	4.10 \pm 0.06 ^a	11.10 \pm 3.48 ^a	26.16 \pm 0.24 ^a
Means within the same column with different superscript are significantly different (P<0.05)						

Table 3: Proximate Composition of *CC. gariepinus* Flesh Fed Dietary *I. batatas* Leaves Extract (Mean \pm SD)

Treatments	Proximate Parameters					
	% Moisture	% Lipids	% Protein	% Carbohydrate	% Ash	% Fibre
Before Experiment	58.73 \pm 1.50 ^a	4.80 \pm 0.45 ^a	14.91 \pm 0.59 ^a	0.76 \pm 0.14 ^a	2.26 \pm 0.16 ^a	0.29 \pm 1.31 ^a
D ₀	71.90 \pm 0.04 ^c	5.82 \pm 1.20 ^a	16.52 \pm 1.22 ^b	1.02 \pm 0.56 ^b	2.88 \pm 0.60 ^a	0.40 \pm 1.12 ^a
D ₁	71.90 \pm 0.08 ^c	6.81 \pm 1.12 ^b	17.17 \pm 1.30 ^c	0.86 \pm 1.91 ^a	2.93 \pm 0.43 ^a	0.41 \pm 0.35 ^a
D ₂	71.61 \pm 1.36 ^c	6.66 \pm 0.97 ^b	18.37 \pm 0.91 ^d	0.91 \pm 0.79 ^a	2.66 \pm 0.93 ^a	0.42 \pm 0.77 ^a
D ₃	69.29 \pm 1.53 ^b	6.35 \pm 0.59 ^b	17.89 \pm 0.07 ^c	0.87 \pm 1.23 ^a	2.28 \pm 1.15 ^a	0.41 \pm 0.29 ^a

Means within the same column with different superscript are significantly different (P<0.05)

4.4 Organoleptic Assessment of *Clarias gariepinus* Fed Dietary *Ipomea batatas* Leaf extracts for Eight Weeks

The organoleptic assessment of *Clarias gariepinus* fed dietary *Ipomea batatas* leaf extracts for eight weeks are presented in Table 4. The results revealed a significant ($P<0.05$) difference in the taste of the experimental fish between the control (D_0) and other experimental diets of D_1 , - D_3 . The aroma of *C. gariepinus* were within the same range of 7.33-7.67 in the fish fed D_0 – D_2 , while the fish fed D_3 had higher value (8.33 ± 0.58). However, the fish fed diets D_1 - D_3 had higher value (8.33 ± 0.58). The fish fed diets D_1 – D_3 had higher values (6.00 ± 1.00 – 8.33 ± 1.53) for texture compared to the value in the control (D_0) (5.00 ± 1.00). In terms of appearance, the fish fed with dietary treatments of *Ipomea batatas* of D_1 , - D_3 recorded significantly ($P<0.05$) higher values of 7.33 ± 1.16 , 8.95 ± 1.16 and 8.67 ± 0.07 respectively while the fish fed D_0 had 6.67 ± 1.53 . In terms of mouthful and acceptability, *C.gariepinus* fish fed with dietary treatments of *Ipomea batatas* of D_1 - D_3 recorded significantly ($P<0.05$) higher values than the those fed with control diet D_0 , but diet D_2 recorded the highest among all the dietary treatments.

4.5 Nutrient Utilization of *Clarias gariepinus* Fed Dietary *Ipomea batatas* Leaf extracts for Eight Weeks

The summary of nutrient utilization of *Clarias gariepinus* fed dietary *Ipomea batatas* for eight weeks are presented in Table5. The results indicated that the values of protein intake (PI) in the experimental fish fed with different dietary treatments were within the same range, however higher values of 34.84 ± 0.01 , 34.56 ± 1.16 and 35.33 ± 0.09 were observed in D_1 , D_2 and D_3 respectively. In food conversion ratio (FCR), lower values of 1.21 ± 0.07 and 1.20 ± 0.04 were observed in D_2 and D_3 . While higher values of 1.97 ± 0.05 and 1.50 ± 0.09 were observed in D_2 and D_3

Table .4: Organoleptic Assessment of *Clarias gariepinus* Fed Dietary *Ipomea batatas* Leaf extracts for Eight Weeks (Mean \pm SD)

Treatments	Organoleptic Parameters					
	Taste (10)	Aroma (10)	Texture (10)	Appearance (10)	Mouth Full (10)	Acceptability (10)
D ₀	6.67 \pm 2.08 ^a	7.67 \pm 1.53 ^a	5.00 \pm 1.00 ^a	6.67 \pm 1.53 ^a	7.07 \pm 2.08 ^a	34.33 \pm 7.09 ^a
D ₁	8.00 \pm 0.00 ^b	7.33 \pm 0.37 ^a	7.33 \pm 1.33 ^b	7.33 \pm 1.16 ^a	7.67 \pm 0.58 ^a	38.00 \pm 0.00 ^a
D ₂	8.67 \pm 1.53 ^b	7.33 \pm 2.08 ^a	8.33 \pm 1.53 ^b	8.95 \pm 1.16 ^b	9.00 \pm 1.00 ^b	41.00 \pm 4.36 ^b
D ₃	7.67 \pm 1.53 ^b	8.33 \pm 0.58 ^b	6.00 \pm 1.00 ^a	8.67 \pm 0.07 ^b	8.00 \pm 0.00 ^b	39.33 \pm 2.31 ^a

Means within the same column with different superscript are significantly different (P<0.05)

Table 5: Summary for Nutrient Utilization of *Clarias gariepinus* Fed Dietary *Ipomea batatas* for Eight Weeks (Mean \pm SE)

Nutrient Utilization Parameters									
	FW	WG	FI	PI	FCR	PER	NPU (%)	PR (%)	FR (%)
D ₀	231.01 \pm 3.50 ^a	54.00 \pm 2.75 ^a	89.46 \pm 2.03 ^a	31.32 \pm 0.72 ^a	1.97 \pm 0.05 ^b	1.85 \pm 0.36 ^a	46.99 \pm 0.92 ^a	31.62 \pm 7.97 ^a	16.47 \pm 7.41 ^a
D ₁	263.65 \pm 3.90 ^b	74.65 \pm 4.90 ^b	99.53 \pm 0.93 ^a	34.84 \pm 0.33 ^a	1.50 \pm 0.09 ^b	2.07 \pm 0.11 ^b	48.72 \pm 0.72 ^a	43.48 \pm 1.82 ^b	53.00 \pm 35.02 ^b
D ₂	259.87 \pm 0.87 ^b	84.37 \pm 4.13 ^c	98.72 \pm 0.02 ^a	34.56 \pm 0.01 ^a	1.21 \pm 0.07 ^a	2.41 \pm 0.12 ^b	50.98 \pm 2.43 ^b	59.85 \pm 11.56 ^c	68.47 \pm 27.20 ^c
D ₃	265.12 \pm 0.38 ^b	87.62 \pm 2.13 ^c	102.34 \pm 1.22 ^b	35.53 \pm 0.09 ^b	1.20 \pm 0.04 ^a	2.45 \pm 0.10 ^b	50.87 \pm 0.76 ^b	55.93 \pm 3.48 ^c	62.56 \pm 38.98 ^c

Means within the same column with different superscript are significantly different (P<0.05)

For protein efficiency ratio of the experimental fish fed with different dietary treatments were within the same range of 2.07-2.45 between diets D_1 to D_3 . However, a higher value of 1.85 ± 0.36 were recorded at diet D_0 . In Apparent Net Protein Utilization (ANPU) in *C.gariepinus* fed with different levels of *Ipomea batatas* inclusion dietary treatments over eight weeks, the values of ANPU obtained were within the same range of 7.14-8.11 in diets D_0 , D_2 , and D_3 . However, a higher value of 13.14 ± 2.43 were recorded at diet D_2 . The values of protein retention (PR) obtained in the experimental fish varied significantly ($P < 0.05$) among the dietary treatments, with the highest value (59.85 ± 11.56) observed in diet D_2 . And the lowest (31.62 ± 7.97) observed in diet D_0 . Also, the values of FR obtained in the experimental fish varied significantly ($P < 0.05$) among the dietary treatments, with the highest value (68.47 ± 27.20) observed in diet D_2 , while the lowest (16.47 ± 7.41) was observed in diet D_0 .

Comparative values of protein increase (PI) in *C. gariepinus* fed with fed with different levels of *Ipomea batatas* inclusion dietary treatments over eight weeks is shown in Figure 1. The values of PI increased as the experimental period increased. In all dietary treatments. The highest value of 42.70 obtained in diet D_3 at week 8. While the lowest (25.90) was observed at diet D_0 at week 2. Comparatively, the values of FCR in *C. gariepinus* fed with fed with different levels of *Ipomea batatas* inclusion dietary treatments over eight weeks are presented in Figure2. The values of FCR reduced as the experimental period increased in all dietary treatments. With the highest value of 3.29 obtained in diet D_3 at week 2, while the lowest (1.04) was observed at diet D_2 at week 8. The comparative values of PER in *C. gariepinus* fed with fed with different levels of *Ipomea batatas* inclusion dietary treatments over eight weeks is shown in Figure 3. The values of PER increased as the experimental period increased. In all dietary treatments. The highest value of 2.86 obtained in diet D_3 at week 2. While the lowest (0.87) was observed at diet D_0 at week 2.

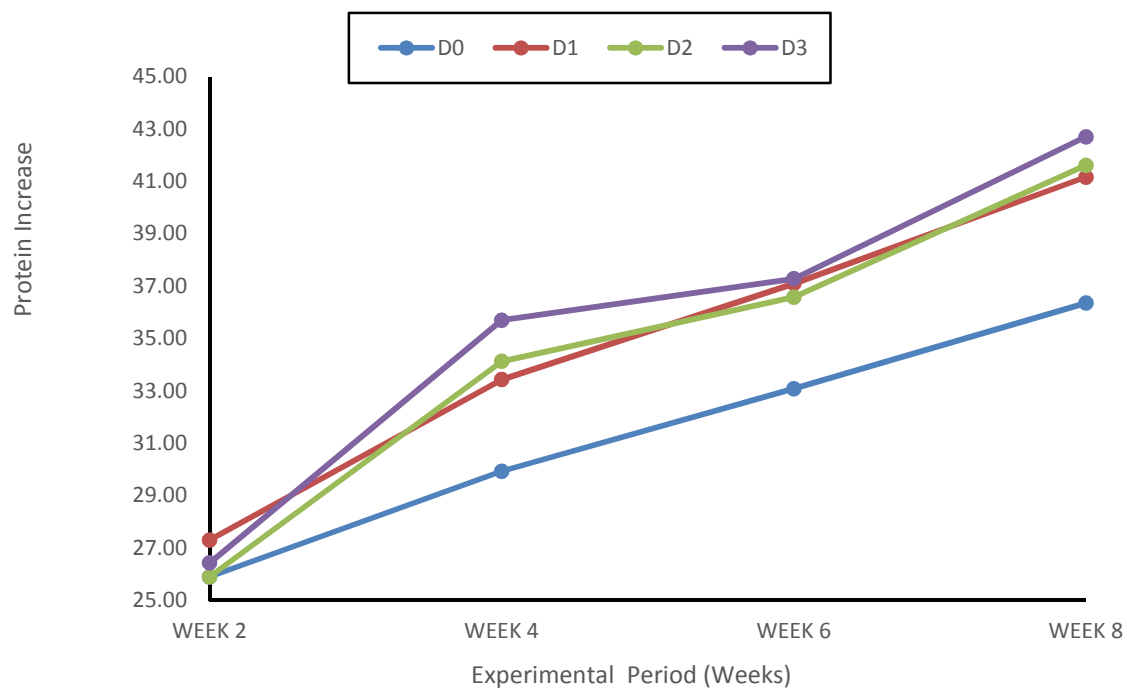


Figure 1: Comparative values of Protein Increase in *C.gariepinus* fed with dietary *Ipomea batatas* leaf extracts for eight weeks

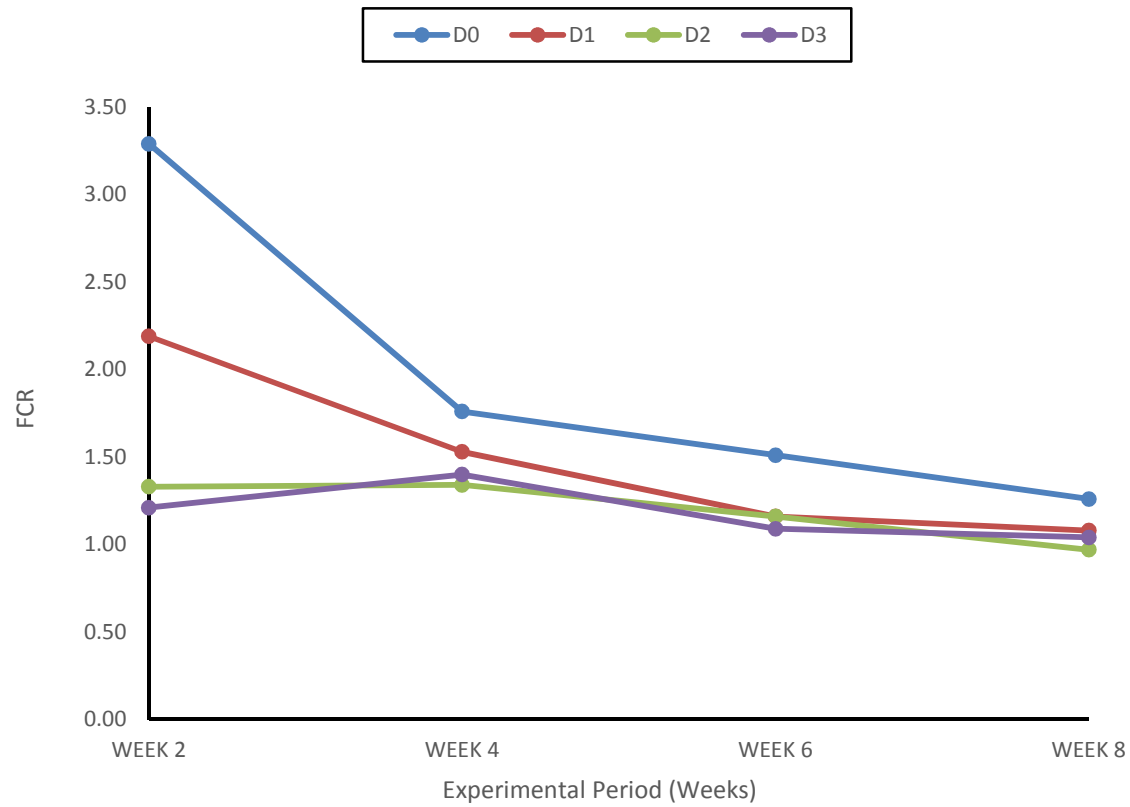


Figure 2: Comparative values of Feed Conversion Ratio in *C.gariepinus* fed with dietary *Ipomea batatas* leaf extracts for eight weeks

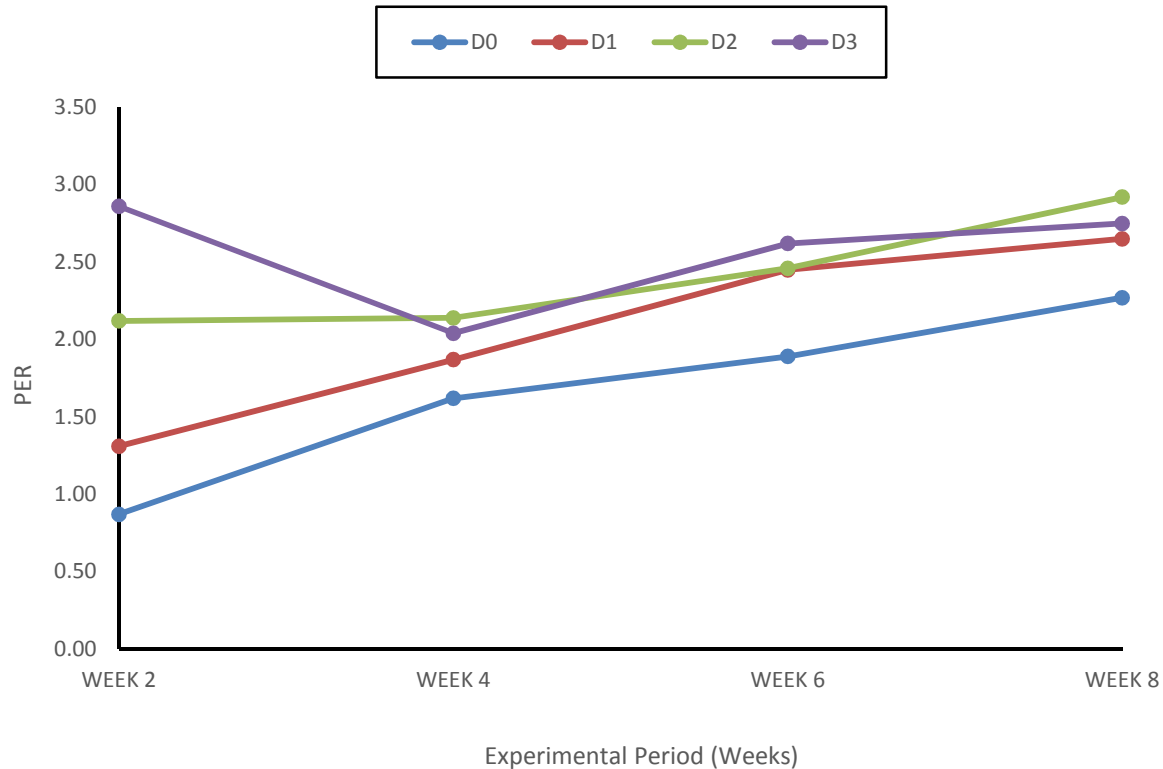


Figure 3: Comparative of Protein Efficiency Ratio (PER) in *C.gariepinus* fed with dietary *Ipomea batatas* leaf extracts for eight weeks

The comparative values of feed intake (FI) in *C.gariepinus* fed with different levels of *Ipomea batatas* inclusion dietary treatments over eight weeks is shown in Figure 4. The values of FI increased as the experimental period increased, in all dietary treatments. The highest value of 122.00 obtained in diet D₃ at week 8. While the lowest (75.3) was observed at diet D₀ at week 2. However, dietary treatment D₀ consistently recorded the lowest value among all the dietary treatments in all experimental periods.

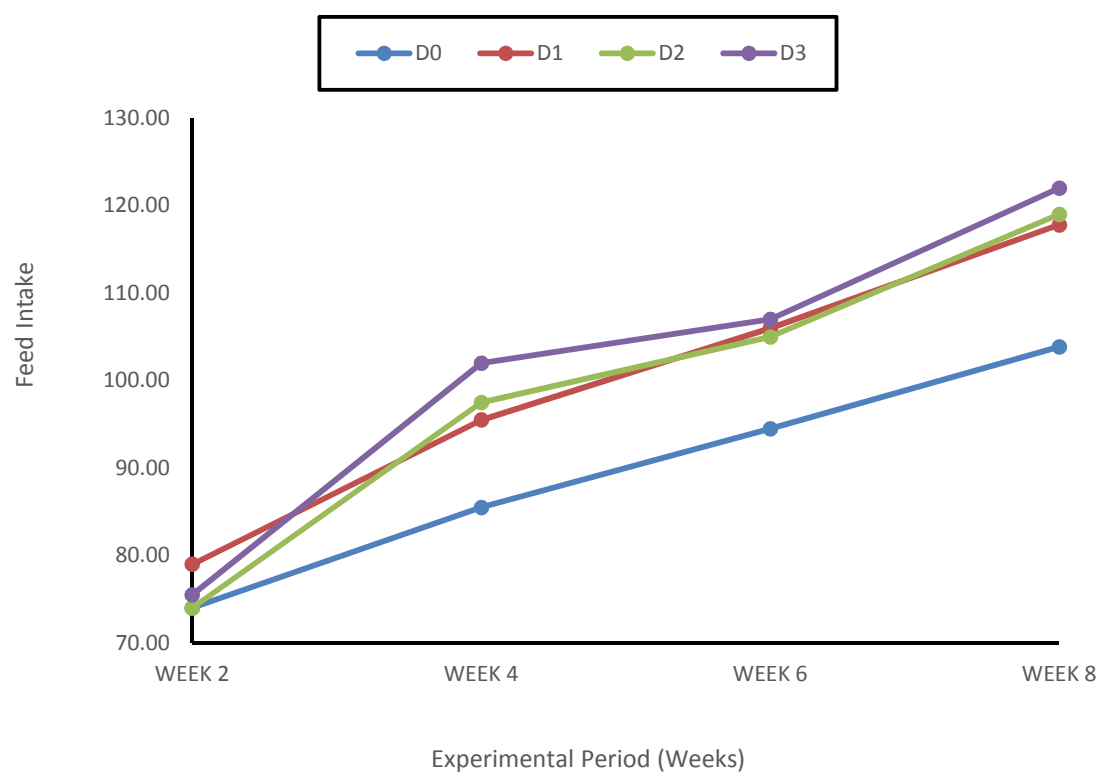


Figure .4: Comparative values of Feed intake in *C.gariepinus* fed with dietary *Ipomea batatas* leaf extracts for eight weeks

DISCUSSION

5.1 Proximate Composition of Experimental Diets

The results for the physiochemical parameters (table 1) were similar to that of (9), who stated that they were conducive for aquaculture practice. (18) reported that water qualities such as temperature, dissolve oxygen and pH determines to a large extend the growth and health of fish in aquaculture. The growth, health and reproduction of commercial fish and other aquatic animals are primarily dependent upon an adequate supply of nutrient, both in terms of quantity and quality, irrespective of the culture system in which they are grown. Therefore, supply of inputs (feeds, fertilizers etc.) must be ensured so that the nutrients and energy requirements of the species under cultivation are met and the production goals of the system are achieved (19). Nowadays formulated and commercial fish feeds are widely used for more yield in aquaculture. The protein requirement of commercial fish is influenced by various factors such as commercial fish size, water temperature, feeding rate, availability and quality of natural foods and overall digestible energy content of diet (20). In this study, the crude protein content of the experimental diets analysed were within the acceptable range recommended for commercial fish (21). (22) reported that most of the commercial fish feeds for example catfish feeds contain 32% crude protein. (23) estimated the protein requirement for tropical catfish to be 35-40, 25-35 and 28-32% for fry, grow-out and brood stock respectively. However (24) observed that fish production increased through the utilization of high amounts of protein i.e., 35% and above in their diet and dietary protein have been reported to improve the quality of fish flesh (25).

Lipids are primarily included in formulated diet to maximize their protein sparing effect (26) by being a source of energy. The observed lipid values were in line with that of (23) who reported

that 10-20% of lipid in most freshwater fish diets gives optimal growth rates without producing an excessively fatty carcass. On the other hand, (27) reported that lipid level in catfish feeds should be 5 to 6%. Moreover, (28) and (29), also stated that dietary lipid levels of 5 to 6% are often used in tilapia diet. In this study, the lipid content of the experimental diets ($D_1 - D_3$) were lower, this may be due to the fact that *Ipomea batatas* leaves extract is low in fat content (30), it could also be that the phytochemicals in *Ipomea batatas* leaves facilitated the reduction of the lipids in the diets.

All plant ingredients contain a certain amount of fibre, and fibre provides physical bulk to the feeds. Adequate quantity of fibre in feed permits better binding and moderates the passage of feed through the alimentary canal. However, (31) noted that it was not desirable to have a fibre content above 8-15% in diets for animals, as the increase in fibre content would consequently result in the decrease of the quality of nutrient in the diet. (32) also stated that high fibre content in feeds tends to increase the energy content in the feeds, with the resultant effects of poor growth. The analysed crude fibre content of all the diets under study were within the safe dietary limit for fish.

5.2 Proximate Composition of Experimental Fish Flesh

The moisture and carbohydrate content of the experimental fish fed $D_1 - D_3$ after the feeding trial were elevated above the control values. While the ash and fibre content of the fish were within same range across the diets. This result agrees with the findings of (33) in the flesh of *C. gariepinus* fed with cassava leaves. The result of the proximate composition of the experimental fish shows higher protein and fat values in fish fed diets $D_1 - D_3$ compared to the fish fed D_0 and the values before the commencement of the experiment. Similar result was recorded in (14)

when sea bass (*Dicentrarchus labrak*) was fed dietary Thyme, but Rosemary and Fenugreek in the same experiment showed no significant difference in the protein content of the experiment fish, and (34) who reported improvement in the protein content and reduction in the fat content when *Ipomoea batatas* leaf meal was administrated to *Tilapia Zilli*. (35) also reported increase in both protein and fat content when African catfish was fed with 40% *Ipomoea batatas* leaf meal for fourteen days. The deviation in the fat content of *Tilapia Zilli* cited above compare to the present result could be as a result of the life stage of the fish. The increase in the protein and fat content of the fish fed D1-D3 could be as a result of the bio-active compounds and minerals contain in *Ipomoea batatas* leaves extracts (36) that enhanced the digestion and absorption of the protein and fat in the diets. Minerals such as calcium, phosphorous, potassium etc contain in *Ipomoea batatas* (36) are known to improve fish flesh quality (37, 38). (39) reported the positive effects of plant phytochemicals such as astaxanthin and carotene on the flesh quality of Atlantic salmon.

5.3 Organoleptic Assessments of the Experimental Fish

Fishes are great source of highly valuable protein that is premium in human nutrition (40), with its irregular water and fat content (41). The crude protein content of the fish is also affected by the quantity of salt and water-soluble protein in the diets (42), and the presence of endogenous enzyme and bacteria influencing deterioration during the processing period (43).

Eating healthy is a prerequisite to a good and sustainable live, and people are more concern with what they eat (44). One factor that influences organoleptic assessment in fish is acceptability of available feed by the fish. (45) postulated that the overall acceptability and sensory characteristic of the fish is correlated to the quality of the water body, and (46) also reported difference in taste when *Sardinella spp* and *M. pontasson* from different locations within the

South-West Nigeria were organoleptically accessed. Despite that several methods have been used to evaluate the flesh quality and freshness of fish, sensory evaluation remains the valuable and trusted means of obtaining the best result (47). (48) reported a positive correlation between body composition and sensory quality, whereas (49) observed no significant differences in the sensory evaluation of fresh fish fed different diets. In this study, fish fed diets D1-D3 were significantly superior to those fed the control diets (Do) in the organoleptic assessment.

The superiority of the fish fed D1-D3 in the organoleptic assessment could be as a result of the bio-active compounds present in the diets, that enhanced bioavailability of the nutrients in the diets. This assertion is supported by (4) who postulated that the quantity of nutrient delivered to the blood stream for use is more relevant than the quantity present in the feed. Some of the bioactive compounds found in *Ipomoea batatas* leaves includes phenolic compounds, flavonoids, carotenoids, dietary fibres, dietary protein etc (50; 51; 9) and essential minerals and trace elements such as iron, calcium, zinc, copper among others (52; 51). *Ipomoea batatas* leaves have been proven to have high digestibility for proteins/amino acids (11) and digestibility enhances absorption of nutrients (10). (52) also reported that herbs stimulate the secretion of pancreatic enzymes which facilitates nutrients digestion and assimilation.

The noticeable changes in the catfish aroma, colour and taste are the main criteria that qualify catfish at table size (53). It was demonstrated in this study that feeding catfish with different levels of *Ipomea batatas* leaves inclusion diet enhanced the typical characteristics of fish; taste, aroma, texture, and appearance in catfish flesh and did not yield any off odour or flavour, and this can be attributed to the higher lipid content in the fish fed D1-D3 (Table .3). The observation was similar to previous reports which suggested that the lipid in fish flesh affects the sense of flavour and the general sensation of cooked fish in the mouth as well as aroma (53). (54)

also noticed the effect of inclusion of the supplemental plant-based protein in the diet of brown trout on taste, texture, and acceptability. On the contrary, (55) observed that no effects of dietary treatments were found to affect taste, texture and aroma of the Indian major carps fed with different plant based dietary treatments.

5.4 Nutrient Utilization of the Experimental Diets

Plants and plants products have been utilized as additive or supplements in fish feeds due to their ability in the maintenance of fish health and enhancing digestibility/absorption of nutrients in feed (56; 10). Plants and plants products are preferred to synthetic drugs as growth enhancers in aquaculture (57), and have been proved to be growth promoters, anti-bacteria, environmentally friendly and not immunospecific (58). Some of the bioactive compounds in plants and plant products that facilitates the above qualities includes; polyphenols, flavonoids, saponines, tannins, essential oils etc. (8, 9), and *Ipomoea batatas* leaves extracts contains these bio active compounds (50; 51; 9).

Some of the valuable indices used to determine the effectiveness of how an experimental fish utilizes its diet are: the feed conversion ratio (FCR) which is the expression of how the fish converts feed to flesh; the protein efficiency ratio (PER) which expresses the effectiveness of the fish to utilize protein in the diet for growth; the protein intake (PI) which states the quantity of protein taken from the injected feed by the fish, and the feed intake (FI) which expresses the quantity of feed injected by the fish (59; 60 and 32).

There were difference in the PI, FCR, and PER in the fish fed Do – D3, with the value increasing as the concentration of *Ipomoea batatas* leaves extracts in the diets increases. The result of this research shows that the PI and FI increases as the period of feeding increases in fish fed D1-D3 compared to the fish fed Do. This result is similar to the report of (6) when *Clarias gariepinus*

was fed dietary *Terminalia catappa*, *Chromolaena odorata* and *Psidium guajava*. The increase in the feed intake (FI) and protein intake (PI) in the fish fed D1-D3 could be as a result of the presence of the bioactive compounds in *Ipomoea batatas* leaves extract, that enhanced the palatability of the diets or having direct bactericidal effects on the digestive system of the fish fed D1-D3 thereby enhancing protein digestion (61). Polyphenols, flavonoids, calcium, phosphorus, and potassium are some bioactive compounds and minerals found in *Ipomoea batatas* and have the ability to enhance palatability and digestion of feed (50; 62). The feed conversion ratio (FCR) reduced as the period of the experiment increases and were lower in the fish fed D1-D3 compared to the fish fed Do (Fig .2). Feed utilization by the fish determines the FCR (63). The reduction in the FCR is an indication that the fish made a good conversion of feed to flesh, and the reduced values in D1-D3 depicts that the biochemical compounds in *Ipomoea batatas* enhanced digestion and absorption of the feed compared to fish fed Do (11, 10).

The protein efficiency ratio (PER) increases as the period of the experiment increases in the fish fed D1-D3 showing better performance (Fig. .3). Protein efficiency ratio is the ability of the fish to use the protein absorbed from the ingredients for growth. The increase in the PER in fish fed D1-D3 depicts the fact that there were enhance digestion and absorption of the protein components of the diets compared to the fish fed Do. This could be as a result of the phytochemicals in *I. batatas* (9), which have been reported to enhance protein digestibility and absorption in fish (11). Other authors have reported results similar to these findings: (64) when striped catfish was fed dietary ginger and (6) when African catfish was fed dietary *Terminalia catappa*.

After the eight (8) weeks feeding period, the NPU, PR and FR increased with increase in *Ipomoea batatas* inclusion in the diet, with significant increase in PR and FR (Table 5). The

increase of these parameters (NPU, PR, and FR) in the fish fed D1-D3 compared to D₀ suggest the fact that the *Ipomoea batatas* enhanced nutrient utilization, and it is as a result of the stimulating effect of *Ipomoea batatas* leaves extracts on the secretion of pancreatic enzymes that facilitates digestion and absorption of nutrients (52).

Though the PR and FR were higher in the fish fed D1 – D3 the values for PR were higher compared to FR as the *I. batatas* leaves extract increases in their diet (D₀ – D₃). This depicts the fact that more fat was utilized for energy while more protein was utilized for growth, and as a result led to increase in the quantity of protein deposited in the fish flesh (NPU) which is a measure of digestibility. This position is supported by (14) and (65).

6. Conclusion

The present study shows that application of *Ipomea batatas* leaf extract can be utilized in fish feed for optimal performance of fish, as it enhances bioavailability, digestion and absorption of nutrients. It was demonstrated that feeding catfish with different levels of *Ipomea batatas* leaf extract inclusion diet improved the typical characteristic of fish such as flesh color, flavour and aroma in catfish fillet and did not yield any off odour, which connotes the fact that what the fish consume as feed affects the quality of the fish flesh. The result of the study shows that 100 – 150 ml/kg dietary inclusion level of *Ipomea batatas* leaves extract produced fish of better flesh quality and composition than the control.

REFERENCES

1.	Ayoola, A. A. (2010). Replacement of Fishmeal with Alternative Protein sources in Aquaculture Diets. A thesis submitted to the radiate Faculty of North Carolina State University in Partial fulfilment of the requirements for the Degree of Master of Science
2.	Alatise, P. S., Ogundele, O, Eyo, A. A. & Oludunjoye, F. (2006). Evaluation of Different Soybean Base Diets on Growth and Nutrient Utilization of Heterobranchia longifilis in Aquaria Tanks. Proceedings of the Fisheries society of Nigeria (FISON) Conference held at the University of Calabar, Calabar, Nigeria, 13-17 November, 13-17.
3.	Effiong, M. U., Akpan, A. W., Essien-Ibok, M. A. (2019). Effects of Dietary Protein levels on proximate, Haematological and leucocyte compositions of <i>Clarias gariepinus</i> . <i>Journal of applied Science and Environmental Management</i> , 23(11): 2065-2069.
4.	Parada, J & Aguilera, J.M (2007). Food microstructure affects the Bioavailability of several nutrients. <i>Journal of Food Science</i> . 72 (2); R21- R32.
5.	Idowu, E. O. & Afolayan, E. B. (2013). The Effects of Supplementing of Fishmeal with Maggots at Varying levels in the Diet of <i>Clarias gariepinus</i> . <i>International Archive of applied Science and Technology</i> , 4(4): 41-47.
6.	Lawal, M. O., Ademole, Z., Aderolu & Wahab, A. G. (2021). Effects of Terminalia catapa, chiomolena odorata and psidium guajava leaf Extracts on Growth, Biochemical and Haematology of <i>Clarias gariepinus</i> . <i>FUW Trends in Science of Technology</i> , 6(2): 327 – 332
7.	Abu, O.M.G; Ukwe, I.O.K & Audu, S. (2023) Therapeutic effects of Zea Mays Husks extracts on the behavioural and Haematological alterations of <i>Pseudomonas aeruginosa</i> infected <i>Clarias gariepinus</i> . <i>Sumerians Journals of Agriculture and Veterinary</i> . 6(2): 12-18
8.	Ukwe, I.O.K. & Deekae, S.N. (2022). Phytochemical Assessment of <i>Persea Americana</i> Powered Leaves and its Potency in Protecting <i>Claris gariepinus</i> against <i>Klebsiellapneumonea</i> . <i>Asian Journal of Fisheries and Aquatic Research</i> , 16(6): 1-9.
9.	Ukwe, I.O.K & Deekae, S.N (2024) Phytochemical and Proximate Analysis of sweet potato (<i>Ipomoea batatas</i>) leaves aqueous extract and its prophylactic effects on <i>Pseudomonas aeruginosa</i> infected catfish (<i>Clarias gariepinus</i>). <i>Asian Journal of Aquatic Research</i> . 26(6): 76-87
10.	Koushik, R. & Mraz, J. (2021). Digestibility of protein feeds in Tilapia. https://doi.org/10.1314/RG.2.2.25-455.36006 .
11.	Leon, N. (2023). Evaluation of locally Available Feed Resources for Nile tilapia (<i>Oreochromis niloticus</i>) in Rwanda. PhD Thesis. Faculty of Veterinary Medicine and animal Science, Animal Nutrition and Management Uppsala Sweden. Swedish University of Agricultural Science. <i>Acta Universitatis Agriculture Sueclae</i> .

12.	Ukwe, I.O.K. & Jamabo, N. A. (2020). Effect of dietary mango bark (<i>Mangnifera indica</i>) extract on <i>Clarias gariepinus</i> (Burchell,1822) infected with <i>Pseudomona aeruginosa</i> . <i>World Journal of fish and Marine Science</i> , 12(3): 74-80.
13.	Oh, H.Y., Lee, T.H., Lee, D-Y., Lee, C-H., Joo, M-S., Kim, H.S., Kim, K-D. (2022). Dietary supplementation with ginger (<i>Zingiber officinale</i> residue from juicie extraction improves juvenile black rockfish (<i>Sebastes schlegelii</i>) growth performance, antioxidant enzyme activity and resistance to streptococcus iniae- infection. <i>Animals</i> 12(5). https://doi.org/10.3390/ani/2050546 .
14.	Yilmaz, S., Ergun., S., Celik, E.S. (2012). Effects of herbal supplements on growth performance of sea bass (<i>Dicentrarchus labrax</i>): change in body composition and some blood paramters. <i>Journal of Bioscience and Biotechnology</i> , 1(3), 217-222.
15.	Ukwe, I.O.K, Amachree, D & Jamabo, N.A (2019). Growth Assessment and Microbial Flora presence in African catfish (<i>C. gariepinus</i>) larvae fed live and commercial feeds. <i>International Journal of Science</i> . 8(7): 1-6.
16.	Lubis, A. S, ZaKaria, I. J & Efrizal (2021), Organoleptic, physical and chemical tests of Formulated Feed for Panulirus homarus, enriched with spinach extract. <i>AACL Bioflux</i> : 14(2): 866-873
17.	Wahua, T.A.T (1999). Applied statistics for scientific studies. African link books. Aba, Nigeria 365pp.
18.	Ukwe, I.O.K. & Abu, O. M. G. (2016). Physico-Chemical Parameters Of Water In Holding Tanks Of <i>Clarias Gariepinus</i> Induced With Ovaprima And Ovalin Hormoness. <i>International National Journal of Innovative Studies in Aquatic Biology and Fisheries</i> . 2(4): 12-19
19.	Gabriel, U.U., O.A; Akinrotimi, D.O. Bekibele, D.N. Onunkwu & P.E. Anyanwu (2007). Locally produced fish feed, potentials for aquaculture development in sub-saharan <i>African Journal of Agricultural Research</i> , 297, 287-295.
20.	Storebakken, T. & Refstie, S. (2000). “Vegetable Proteins for Carnivorous Fish”. <i>Aqua 2000 International Conference, Responsible Aquaculture in the New Millennium</i> , May 2-6, 2000, Nice, France, p.682.
21.	Shiau, S., Lin, S., Yu, S., Lin, A. & Kwok, C. (1990). “Defatted and Full –Fat Soybean Meal as Partial Replacements for Fish Meal in Tilapia (<i>Oreochromis niloticus</i> X <i>O.aureus</i>) Diets at Low Protein Level”. <i>Aquaculture</i> 86: 401-407.
22.	Soliman, A. K. (2015). “Aspects of Ascorbic Acid (Vitamin C) Nutrition in <i>O. niloticus</i> and <i>O. mossambicus</i> ”. Ph.D. Thesis, Institute of Aquaculture, University of Stirling, Scotland.
23.	Agani, E., Nwanna, L. & Musa, B. (2004). Replacement of Fishmeal with Maggot meal in diets of Tilapia <i>Oreochemeomis niloticus</i> . <i>World aquaculture</i> , 35:52-54.

24.	Atteh, J. & Ologbenla, F. (2015). Replacement of fish meal with maggots in broiler diets: effects on performance and nutrient retention. <i>Nigerian Journal of Animal Production</i> , 20, 44 -49.
25.	Kuo, H; Hu, J; Liu, X” Zhao, L; Zhang, K; Pan, X; Wang, A; Miao, Y & Lin L (2022). Dietary protein improves flesh quality enhancing antioxidant ability via the NF-EZ- related factor 2/Kekh – like ECH – associated protein 1 signalling pathway in soft shell turtle (<i>Pelodiscus Sinensis</i>) <i>Frontiers in Nutrition</i> . 9: 1030583.
26.	Hassan, M.R. (2001). Nutrition and feeding for sustainable aquaculture development in the third millennium. Technical proceedings of the conference on aquaculture in the third millennium J.R. Arthur eds, M.J. Phillips publishers, Bongkok, Thailand. Pp 193-219.
27.	Wilson, R.P. (2000). Channel catfish, <i>Ictalurus punctatus</i> . In: Handbook of Nutrient Requirement of finfish Wilson, R.P. (Ed). CRC Press, Boca Raton, USA., pp:35-53.
28	Atack, T., Jauncey, K. & Matty, A. (2019). The utilization of some single cell proteins by fingerling mirror carp (<i>Cyprinus carpio</i>). <i>Aquaculture</i> ,18, 337 -348.
29.	Luquet, P. (2000). Tilapia <i>Oreochromis</i> species. In: Handbook of nutrient requirement of finfish. Wilson, R.P. (Ed). CRC press, Boca Raton, FL., USA.,PP: 169-180.
30.	Oyin O. (2006). Nutritive potential of sweet potato meal and root replacement value for maize in Diets of African Catfish (<i>Clarias gariepinus</i>) advanced fry. <i>Journal of Feed Technology</i> . 20-22pp.
31.	Awoniyi, D.O., Aboua YG, Marnewick JL, Du Plesis S.S, & Brooks NL. (2011) Protective effects of rooibos (<i>Aspalathus Linearis</i>), green tea (<i>Camellia sinensis</i>) and commercial supplements on testicular tissue of oxidative stress-induced rats. <i>African Journal Biotechnol</i> 10:17317-1732
32.	Ukwe, I. O. K., Gabriel, U. U. & Deekae, S. W. (2020). Assessment of Dietary Powdered Avocado Pear (<i>Persea American</i>) leaves on Growth Performance and Survival of African catfish. (<i>C. gariepinus</i>). <i>Global scientific Journals</i> , 8(8): 1612-1626.
33.	Oresegun A., Alegbeleye W.O. (2001). Growth response and nutrient utilization of tilapia (<i>Oreochromis niloticus</i>) fed varying Dietary levels of cassava peels based on rations supplemented with dimethionine. <i>Fish Nutrition and Fish Feed Technology in Nigeria</i> , pp: 38-44.
34.	Adewolu, M.A. (2008) Potentials of sweet potato (<i>I. batatas</i>) leaf meal as dietary ingredients for <i>Tilapia zilli</i> fingerlings. <i>Parkinstan Journal of Nutrition</i> . 7(3): 444-449.

35.	Oludayo, O.C (2010). Growth Performance and blood profile of African catfish fed sweet potato leaf meal 5 th International Seminar on Tropical Animal Production <i>Community Empowerment and Tropical Animal Industry</i> . Yogyakarta, Indonesia.
36.	Olamiposi, O. O. & Tolulope, G. O. (2018). Potentials of Sweet potatoes (<i>Ipomea Batata</i>) as a mineral and grown supplement in diets of hybride catfish (Heteroclaria) fingerlings. <i>Journal of Entomology and Zoology Studies</i> 6(4): 300 – 304.
37.	Wu, J. H., Li, Z. P., Wei, H. M. Zhang, J., L, Y. C., Zhuo, Z. S., Zhon, Y. L., Araghi, S. I. & Li, G. H. (2017). Dietary carotenoid availability antioxidant status of pacific whiting (<i>erluccius productus</i>) fed diets with different carotenoids sources. <i>Journal of food Composition Analysis</i> . 7(1), 122-130.
38.	Bell, J. P., Jeyaloganathan, F. R., Moretti, P. A., Hale, C. A. & Schilling, M. E. (2013). Effect of dietary calcium, phosphorus and potassium on muscle water holding capacity and text of cooked pacific whiting (<i>merluccius productus</i>). <i>Journal of food Chemistry</i> . 101:439 – 446.
39.	Overland, M. A., Berge, T., Hemre, K. M., Sappola, H, M., Sorensen, M., Williamson, R. & Bell, S. C. (2008). Impact of dietary astaxanthin, beta – carotene and lutein on flest quality of Atlantic Salmon (<i>Salmo Sola</i>). <i>Journal of Agricultural and food Chemistry</i> . 56:5012 – 5020.
40.	Nargis, A. (2006). Seasonal variation in the chemical composition of body flesh of kio fish <i>Anabas testudineus</i> (Bloch) (Anabantidae: percifomes). <i>Bangladesh Journal Science Industry Research</i> , 41 (3- 40, 219- 226
41.	Pal, J, Shukla BN, Maurya AK. & Verma, H.O. (2018). A review on role of fish in human nutrition with special emphasis fatty acid. <i>International Journal of Fisheries and Aquatic Studies</i> . 2018; 6(2):427-430.
42.	Chomnawang, C., Nantachai, K., Yongsawatdigul, J., Thawornchinsombut, S., & Tungkwacharara, S. (2007). Chemical and Biochemical changes in hybrid catfish fillet stored at 4oC and its gel properties, <i>Food Chemistry</i> , 103, 420- 427.
43.	Hultman, L., Rustard, T. (2004). Iced storage of Atlantic salmon (<i>Salmo salar</i>) effects on endogenous enzymes and their impact on muscle proteins and texture. <i>Food Chemistry</i> , 87, 31-34.
44.	Oriakpono, O., Frank- Peterside, N., Ndome, C. (2011). Microbiological Assessment of Stored <i>Tilapia guineensis</i> . <i>African Journal of Food Science</i> , 5(4), 242- 247.
45.	Farmer, L.J., J.M. Mcconnell & D.J. Kilpartrick. (2000). Sensory Characteristics of farmed and wild Atlantic Salmon. <i>Aquaculture</i> . 187: 105- 125.
46.	Fawole, O.O., Oyelese, O.A & Etim, E.U. (2018). Organoleptic and chemical Assessment of Two frozen marine fishes obtained from markets in four Agricultural Zones of Oyo State, Nigeria. <i>Ife Journal of Science</i> , 20(2): 39-343.

47.	Fatma Hassan, & Mohamed Ali (2011). Quality evaluation of some fresh and imported frozen seafood. <i>Advance Journal of Food Science and Technology</i> . 3(1), 83-88.
48.	Shiau, S., Lin, S., Yu, S., Lin, A. & Kwok, C. (1990). “Defatted and Full –Fat Soybean Meal as Partial Replacements for Fish Meal in Tilapia (<i>Oreochromis niloticus</i> X <i>O.aureus</i>) Diets at Low Protein Level”. <i>Aquaculture</i> 86: 401-407.
49.	Ochang, S.N, O.A. Fagbenro, & O. Adebayo. (2007). Growth Performance, Body Composition, Hematology, and Product Quality of <i>Clarias gariepinus</i> Fed Diets with palm oil. <i>Pakistan Journal f Nutrition</i> , 1:452-459.
50.	Nguyen, H. C., Chen, C. C., Lin, K. H., Chao, P. Y. Lim, H. H. & Haung, M. Y. (2021). Bioactive Compounds, Antioxidants and Health Benefits of Sweet potato leave. <i>Molecules</i> , 26(7); 19820. https://des.org/10..3390/molecules_26071820
51.	Awol, A. (2014). Phytochemical Screening Proximate and Mineral Composition of Sweet Potato Leaves Grown In Tepi Provision, South-west of Ethiopia. <i>Science , Technology and Arts Research Journal</i> , 3(3): 112. http://doi.org/10.4314/star.v3i3.19
52.	Frankic, T., Voljc, M., Salobir, J. & Rezar, V. (2009). Use of herbs and species and their extracts in animal nutrition. (<i>Acta Universitatis Agriculture Sueclae</i>), 94,95-102.
53.	Muin, H., Fatah, N.N.A., Bahari, I.H. and Razak, S.A. (2014). Replacement of rice bran with <i>Pleurotus florida</i> stalks on growth performance of <i>Oreochromis niloticus</i> fingerlings. <i>Sains Malaysiana</i> , 43(5), 675 -681.
54.	Ramezani, H. (2009). Effects of different protein and energy levels on growth performance of Caspian Brown Trout, <i>Salmotrutta capinus</i> (Kessler, 1877). <i>Journal of Aquatic Science</i> . 4(4), 203-209.
55.	Khan, N., Qureshi, N. & Nasir, M., Vandenberg, G., Mughal, M., Maqbool, A., Jabbar, M. & Zikria, N. (2012). Effect of artificial feed on sensory attributes of flesh of Indian major carps (<i>Labeo rohita</i> , <i>Catla catla</i> and <i>Cirrhinus mrigala</i>) fed in monoculture and polyculture systems. <i>Pakistan Veterinary Journal</i> , 32, 349 -353.
56.	Dawood, M.A.O., El Basuini, Yilmaz, S., Abdel- Latif, H.M.R., Alagawany, M.,Kari, Z. A., Abdul Razab M.K., Hamidd, N.K., Moonmanee, T. & Van Doan, H. (2022). Exploring the roles of dietary herbal essential oils in aquaculture: a review. <i>Animals</i> 12(823):1-19 https://doi.org/10.3390/ani/2070823 .
57.	Ghafoor, K., Fahad, A., Mehmet, M.O., Isam, M.A., Elfadil, E.B. & Omer N.A. (2020). Evaluation of the Atioxidant Activity of some Plant Extracts (Rosemary, Sage, and Savory, Summer) on Stability of Moringa Oil. <i>Journal of Food Processing and Preservation</i> . 45 (3). https://doi.org/10.1111/jfpp.15203
58.	Ukwe, I.O.K. & Gabriel, U.U. (2019). Herbs and Herbal supplements: key to a productive, healthy and Eco-Friendly Aquaculture. <i>Delta Agriculturist</i> , 11 (1/1): 55-67.

59.	De Verdal, H., Vandeputte, M. Nekkawy Wo, Chatan B., & Benzie, J. A. H., (2018). Quantifying the genetic parameters of feed efficiency in Jurvenite Nile tilapia. <i>Oreochromis niloticus</i> . <i>BMC Genetics</i> , 19(1), 105 https:// doi.org/1p.1186/S12863-018-0691-y .
60.	Qi, G., Ai, Q., Mai, K., Xu, W., Liufu, Z., Yun, B., & Zhou, H (2012). Effect of Dietary Taurine supplementation to a caseiu- based diet on growth performance and taurine distribution in two sizes of juvenile turbot (<i>Scophthalmus Maximus L.</i>) <i>Aquaculture</i> , 358-355,122-128.
61	Citarasu, T. (2010). Herbal biomedicines: a new opportunity for aquaculture industry. <i>Aquaculture International</i> , 18: 403- 414.
62.	Zhang, f., Man, Y.B., Mo, W.Y., Wong, M.H. (2020). Application of spirulina in aquaculture: a review on wastewater treatment and fish growth. <i>Reviews in Aquaculture</i> 12(2): 582-599.
63.	Ekanem, A.P., Eyo, V.O. & Ndome, C.B. (2010). The Efeect of diet with different inclusion levels of cassava leaf meal (CLM) Manihot utilissimaon the growth performance of heteroclarais fingerlings. <i>J. sci. muitidisciplinary Res.</i> , 2, 58- 67.
64.	Ashry, A.M., Habiba, M.M., El-Zayat, A.m., Badreldeen, A.h., Younis, N.A., Ahmed, H. A., El-Dakroury, M.F., M Ali, M.A.M., & Dawood. M.A.O. (2023). Effects of ginger (<i>Zingiber officinale</i>) on the growth performance, digestive enzyme activity, antioxidative response, and antibacterial capacity of striped catfish (<i>Pangasianodon hypophthalmus</i>) reared in outdoor conditions. <i>Aquaculture Reports</i> , 33, 101760. https://doi.org/10.1016/j.aqrep.2023.101760 .
65.	Robb, D.H., S.C. Kestin, P.D. Warriss & P.D. Nute. (2002). Muscle lipid content determines the eating quality of somked and cooked Atlantic salmon (<i>Salma salar</i>). <i>Aquaculture</i> , 2005:345-358.