

## Influence of seed Size Grading on Physiological ~~Parameters~~ Parameters on Pigeon Pea cv. GRG152.

### Abstract

The experiment was initiated during December 2020–21 and 2021–22 at seed unit, UAS, Raichur, Karnataka, India to study the influence of seed size grading on physiological parameters. and f For grading, different round aperture sieves were used, viz., 3.50 mm, 3.75 mm, 4.00 mm, 4.25 mm, and 4.50 mm. The results revealed that the 3.75 mm sieve recorded higher seed recovery (88.60%) than other sieves with better seed quality parameters like germination (85.44%), physical purity (98.00%), 100 seed weight (10.13 g), seedling vigour index (2662), and pure live seed (83.55%). Hence, during seed processing of Pigeon pea cv., GRG 152 should be size graded with 3.75mm (R) sieves for more seed recovery with Minimum Seed Certification standard (MSCS) for seed approval by the Govt. of India. This screen size shall be referred to the state seed certification agency/authority for inclusion in the recommended screens for grading of pigeon pea cv., GRG152, in the seed certification program.

**Keywords:** Pure Live Seed (PLS), Seed recovery, seed germination, MSCS

### 1. Introduction

Pulses are considered as one of the most important food legumes globally due to their higher protein content. India ranks first in terms of production, consumption, and acreage of pulses. The major constraint in pulse production is the low productivity unit area<sup>-1</sup>, which has been focused on the use of poor quality seeds for sowing (Anon, 2023). In India, presently farmers grow more than a dozen of pulses. Among them, chickpea, pigeon pea, urd bean, greengram, lentil, field pea, and lathyrus are important.

Pigeon pea is a multipurpose crop providing food, fodder, feed, fuel, functional utility, forest use and fertilizer in context to of sustainable agriculture. It is an excellent source of protein (21.7g100g<sup>-1</sup>), dietary fibres (15.5g100g<sup>-1</sup>), soluble vitamins, minerals and essential amino acids (Gowda *et al.*, 2015 and Ganiger *et al.*, 2023).

Seed size is one of the important yield components, successful seed production

**Formatted:** Font: Italic

**Commented [p1]:**

**Commented [p2]:** During the seed processing of Pigeon pea variety GRG 152, it is advisable to utilize 3.75 mm (R) sieves for size grading in order to enhance seed recovery while adhering to the Minimum Seed Certification Standard (MSCS) required for seed approval by the Government of India.

**Commented [p3]:** The specified screen size can be submitted to the state seed certification agency or authority for consideration in the recommended screens for the grading of pigeon pea variety GRG152 within the seed certification program.

**Formatted:** Font: Italic

**Formatted:** Font: Italic

depends on rapid establishment and uniform crop stand in the field. To ensure that, high quality seeds are normally recommended for sowing (Bellaloui *et al.*, 2017, Nikale *et al.*, 2021 and Ramanadane, 2024). Also, seed size has an effective role on cultivar adaptation to different condition with affecting the seed vigour (Morrison and Xue, 2007, Kumar *et al.*, 2014, Axay *et al.*, 2014, Pozhilarasi *et al.*, 2018, Tabakovic *et al.*, 2020, and Pavitra *et al.*, 2021). Among the genetic factors, seed size has a special role in crop production (Pollock and Roos, 1972, Shivakumar *et al.*, 2023). Physical grading of seed based on morphological characters, primarily the seed size is widely used trait for selection of vigorous seed from the lot (Agrawal, 1996, Manikandan and Srimathi, 2014, Arunkumar *et al.*, 2017, Suruti *et al.*, 2019). Studies of Roozrokh *et al.* (2005) on chickpea showed that large seeds of chickpea had high germination percentage, with more seedling dry weight compare to small seeds. The present method of seed processing using standardized sieve aperture size aims to remove the non-viable seeds so that sound healthy and disease free seed of uniform size are made available for sowing, which give rise to optimum plant population and ultimately resulting higher yield (Kavita and Yogeesh, 2022, Ashok and Guggari, 2022). It is often observed that the seed growers are losing considerable quantity of good seed which is treated as a rejection and considering the huge demand from farmers for certified seed of pigeon pea varieties. During seed processing seed size grading helps in grading the seeds uniformly in to a suitable size as within in the same crop also the seed size varies with the different varieties due to their genetic makeup (Gnyandev *et al.*, 2015, Angadi and Kumar, 2016, Vishwanath and Hunje, 2023, Prachi *et al.*, 2017). So it is very important to grade the seeds properly without compromising the seed quality and also the seed recovery. This graded helps in better crop establishment in the field (Abhishek *et al.*, 2016; Takur *et al.*, 2019). Hence the present study on standardize the optimum sieve aperture size for grading pigeon pea cv., GRG 152 seed was planned and undertaken.

## 2. Materials and Methods

The experiment was conducted at Seed Unit, University of Agricultural Sciences, Raichur, Karnataka, India during the year 2020 and 2021 in the month of December. The experiment was performed month duration. The bulk/unprocessed seeds of pigeon pea cv. GRG 152 harvested from the crop raised at Seed Unit, seed production plot, UAS, Raichur constituted the seed material for the study. For seed grading the air cleaner cum grader was used (Cleaner cum grader) having two screens and a fan (aspirator). The Bulk seeds of pigeon pea were size graded using 3.50 mm, 3.75 mm, 4.00 mm, 4.25 mm and 4.50 perforated metal

Formatted: Font: Italic

Formatted: Font: Italic

Formatted: Font: Italic

Formatted: Font: Italic

Formatted: Font: Italic

Formatted: Font: Italic

Formatted: Font: Italic

Formatted: Font: Italic

Formatted: Font: Italic

Commented [p4]: to be added in references

Commented [p5]:

Commented [p6]: To be stated properly clearing the time of experiment

sieves. The seeds that were retained on each of the sieve and those passed through sieve were collected separately and the ungraded seeds were treated as control. The seeds of each grade were tested for seed recovery (%), physical purity (%), 100 seed weight (g), seed germination (%) as per Anon. (2016), vigor index was worked out (Abdul-Baki and Anderson,1973) and pure live seed percentage was also worked out. For seed germination 100 seeds each in four replications were tested at constant temperature of 25±2°C and 90±2% of RH. After 8 days the normal seedlings were counted and expressed as mean seed germination in per cent as per Anon. (2016).

The Pure live seed percentage was calculated using following formula:

$$\text{Pure Live Seed (\%)} = \frac{\text{Physical purity (\%)} \times \text{Germination (\%)}}{100}$$

$$\text{Seed recovery (\%)} = \frac{\text{Weight of seeds retained in each sieve} \times 100}{\text{Total weight of seeds}}$$

The experiment was laid out in a completely randomized design with four replications. The results were subject to analysis of variance and expressed at 1% level of probability (Panse and Sukhatme,1999).

### 3. Results and Discussion

The purpose of grading is to improve the homogeneity of the seed lot by removing the under sized, broken and shriveled seeds during size grading. The under sized seeds are discarded which are believed to include empty, underdeveloped, immature and low vigorous seeds. Importance of seed size was reported by Menaka and Balamurugan (2008). Seed size is an important physical indicator of seed quality that affects vegetative growth and is frequently related to yield, market grade factors and harvest efficiency.

The quantity of seeds retained on each sieve decreases with increase in sieve size (Table1). The seeds retained by 3.75 mm sieve recorded more seed recovery (%) and also be meeting out the Minimum Seed Certification standard (MSCS) for seed approval by Govt. of India. Similar observations of improved seed recovery and quality have been reported by earlier (Renugadevi *et al.*, 2009 in cluster bean, Tabakovic *et al.*, 2020 in maize, Ganiger *et al.*, 2023 in Bengalgram BGD 103).

The seed recovery ranged from 53.81 % to 94.85 % among the size grades. The recovery of larger size seeds (seeds retained in 4.50 mm sieve) was 53.81% while the recovery of medium sized seeds retained in 3.50 mm sieve was 94.85%. The 100 seed weight ranged between 9.56 g and 12.88 g among the size grades and increased with increase in seed size

Formatted: Justified

Formatted: Font: Italic

Formatted: Font: Italic

Formatted: Font: Italic

(Table1 and figure1). Similar results are reported by Sivasubramaniam *et al.* (2017) in Tephrosia.

The seed germination (%) was ranged from 82.78 to 92.80% and there was a significant difference between the seed germination (%) of different sizes (Table 1 and figure 1). Increase in seed germination (%) was observed with increase in seed size. The highest seed germination (%) was observed in 4.50 mm (87.75%). These results are in agreement with our findings of Gunaga *et al.* (2007) who have recorded higher seed germination and seedling vigour by using bigger sized seeds in *Pongamia pinnata* and *Vateria indica*. Shivakumar *et al.* (2023) in dhaincha and Arunkumar *et al.* (2017) in foxtail millet. In pigeon pea, 3.50 mm sieve size recorded the highest seed recovery (%) followed by 3.75 mm, even though 3.50 mm recorded the highest seed recovery (%) but with lowest seed germination (%), but 3.50 mm didn't meet the minimum physical purity seed certification standard even with higher seed recovery compared to 3.75 mm. Hence 3.50 mm sieve size was rejected and 3.75 mm is considered as an optimum sieve size for seed grading of pigeon pea variety GRG 152. Similar results are recorded by Vishwanath *et al.* (2023) in soyabean and Suruti *et al.* (2019) in Barnyard millet.

The hundred seed weight was increased with increase in sieve size (Range 9.56–12.88 g.) and the highest seedling vigour index was observed in sieve size of 4.50 mm (3605) and lowest in ungraded (Figure 1). Seed weight and seedling vigour index were related to the size of seed and food storage, as the sieve size increases, the seed size also increased. The larger/bigger seeds generally contain more food in seeds compare to the smaller ones, meanwhile the 100 seed weight was maximum in large size seeds compared to small size seeds. These results are in confirmative with Willenborg *et al.* (2005) and Mathur (1982) in oat, Farhudi (2010) in safflower. The positive association between size and weight of seeds was reported by Debchoudhury *et al.* (1995) in rapeseed, Kumar *et al.* (2005) in Indian mustard, Angadi and Kumar (2016) in sorghum and Ganiger *et al.* (2020) in pigeonpea.

The per cent pure live seed increased as the seed size increased from unprocessed to 4.50 mm (70.29 to 92.39) as depicted in figure1.

#### 4. Conclusions

From the study, it could be inferred that a sieve size of 3.75 mm (Figure 2) was found to be effective, economical, and considered an optimum sieve size for processing of pigeon pea cv. GRG 152. Hence, while seed processing of this variety, the seed producers can use a 3.75 mm round grading screen so that they can attain more seed recovery with better seed quality parameters as per the acceptable limits of Indian Minimum Seed Certification

Formatted: Font: Italic

Formatted: Font: Italic

Formatted: Font: Italic

Formatted: Font: Italic

Formatted: Font: Italic

Formatted: Font: Italic

Formatted: Font: Italic

Formatted: Font: Italic

Formatted: Font: Italic

Formatted: Font: Italic

standards.

## 5. References

1. Ashok, S., Sajjan, Guggari, 2022. The effect of seed size on seed recovery and quality  
a. in chickpea (*Cicer arietinum* L.). Legume Research 4(6), 757–761.
2. Abdul-Baki, A.A., Anderson, J.D., 1973. Vigour determination in soybean seed by multiple criteria. Crop Science 13(3), 630–633.
3. Agrawal, R.L., 1996. Seed technology. Oxford and IBH Publishing Company, New Delhi.
4. Angadi, A., Kumar, V., 2016. Standardization of sieve sizes for size grading in perennial  
a. fodder sorghum. Journal of Farm Sciences 29(1), 103–105.
5. Anon 2016. International Seed Testing Association: [WWW.seedtest.org](http://WWW.seedtest.org). Available at:  
a. <https://www.seedtest.org/en/useful-links-footer/ista-rules.html>.
6. Anonymous, 2023. *Indiastat*, Karnataka- Area, Yield and production for the year 2023-24.
7. <https://www.indiastat.com>.
8. Arunkumar, P., Sadhasivam, K., Sujatha, K., Si-Vasubramaniam, K., 2017. Standardization of sieve size for grading in foxtail millet paper presented at National Seminar on Emerging trends in processing and value addition of small millets, Thamukkam Ground, Madurai, 40.
9. Axay, K., Jakha, R.S.S., Mor, V.S., Sangwan, V.P., Singh, V.K., 2014. Standardization of sieve size for grading green gram (*Vigna radiata* L.) seeds. Journal of Food Legumes 27(3), 258–260.
10. Bellaloui, N., Smith, J.R., Mengistu, A., 2017. Seed nutrition and quality, seed coat boron and lignin are influenced by delayed harvest in exotically-derived soybean breeding lines under high heat. Frontiers in Plant Science 8, 1–16.
11. Debchoudhury, A., Barua, P.K., Duara, P.K., 1995. Influence of seed size on crop performance in Indian rape seed. Seed Science Research 23(2), 84–87.
12. Farhoudi, R., Motamedi, M., 2010. Effect of salt stress and seed size on germination and early seedling growth of safflower (*Carthamus tinctorius* L.). Seed Science and

Technology 38, 73–78.

13. Gunaga, R.P., Hareesh, T.S., Vasudeva, R., 2007. Effect of fruit size on early seedling vigour and biomass in White Dammer (*Vateria indica*): a vulnerable and economically important tree species of the Western Ghats. *Journal of Non-Timber Forest Products* 14, 197–200.
14. Ganiger, B.S., Gowda, B., Lokesh, G.Y., Raghu, B.N., Rekha, 2020. Standardization of sieve sizes for grading of Redgram/TS 3R Seeds. *Indian Journal of Pure & Applied Bioscience* 8(6), 326–331.
15. Ganiger, B.S., Hiremath, U., Basavegowda, Maruti, K., 2023. Influence of size grading on physiological parameters in Chickpea cv. BGD 103. *Asian Journal of Microbiology, Biotechnology & Environmental Sciences* 25(3), 500–504.
16. Gowda, C.L.L., Chaturvedi, S.K., Gaur, P.M., Kumar, C.V.S., Jukanti, A.K., 2015. *Pulses Handbook*.
17. Gnyandev, B., Kurdikeri, M.B., Salimath, P.M., 2015. Influence of seed size on seed yield and quality in Desi and Kabuli chickpea varieties. *International Journal of Agricultural Science and Research* 5, 99–104.
18. Kavita, S.R., Yogeesh, H.S., 2022. Optimisation of sieve size for grading seeds of pole type french bean cv. Arka Sukomal. *Mysore Journal of Agricultural Sciences* 56(2), 179–186.
19. Kumar, A., Jahakar, S.S., Mor, V.S., Sangwan, V.P., Singh, V.K., 2014. Standardization of sieve size for grading of green gram (*Vigna radiata* L.) seeds. *Journal of Food Legumes* 27(3), 258–260.
20. Kumar, A., Tomar, R.P.S., Kumar, R., Chaudhary, R.S., 2005. Seed size studies in relation to yield attributing parameters in Indian mustard (*Brassica juncea* L.) Czern and Coss). *Seed Science Research* 33(1), 54–56.
21. Lambat, P., Babhulkar, V., Charjan, S., Gadewar, R., Lambat A., Parate, R., 2017. *International Journal of Researches in Biosciences, Agriculture and Technology* 5(1), 22–25.
22. Manikandan, S., Srimathi, P., 2014. Studies on post-harvest seed handling techniques on grain amaranth (*Amaranthus hypochondriacus* L.) cv. Suvarna. *Current Biotica* 8(2), 132–141.
23. Mathur, P.N., Sinha, N.C., Singh, R.P., 1982. Effect of seed size on germination and seed vigour in oat (*Avena sativa* L.). *Seed Science Research* 10, 109–113.
24. Menaka, C., Balamurugan, P., 2008. Seed grading techniques in Amaranthus cv. CO5. *Plant Archives* 8, 729–731.
25. Morrison, M.J., Xue, A.G., 2007. The influence of seed size on soybean yield in short-

season region. Canadian Journal of Plant Science 87, 89–91.

26. Nikale, R.R., Shelar, V.R., Karjule, A.P., 2021. Effect of sieve size on seed recovery and yield attributes of Desi and Kabuli Chickpea. Pharma Innovation SP-10(12), 1277–1279.
27. Panse, V.G., Sukhatme, P.V., 1999. Statistical methods for agricultural workers. ICAR, New Delhi.
28. Pavitra, M., Renugadevi, J., Swarna Priya, R., Vigneshwari, R., 2021. Standardization of optimum sieve size for maximizing seed quality in Amaranthus (*Amaranthus tricolor* L.). Journal of Applied and Natural Science 13(4), 1326–1331.
29. Pollock, B.M., Roos, E.E., 1972. Seed and Seedling Vigour. In: Seed Biology, I. Importance, Development and Germination 314–387.
30. Pozhilarasi, S., Geetha, R., Sujatha, K., 2018. Effect of sieve size grading for getting a. better quality seed in Amaranthus polygonoides var. Research Journal of Agricultural Sciences 9(5), 1166–1167.
31. Ramanadane, T., Gnanasekar, R., 2024. Standardization of optimum grading sieve size  
a. for seed processing in black gram [*Vigna mungo* (L.) Hepper] varieties. Indian  
b. Journal of Agricultural Research. doi10.18805/IJAR.A-6122.
32. Renugadevi, J., Natarajan, N., Srimathi, P., 2009. Influence of seed size on seed and seedling quality characteristics of cluster bean (*Cyamopsis tetragonoloba* (L.) Taub.). Legume Research 32(4), 301–303.
33. Roozrokh, M., Shams, K., Vghar, M., 2005. Effects of seed size and seedling depth on seed  
a. vigor of chick pea, First National Legume Congress. Mashhad Ferdowsi, University,  
b. Mashhad, Iran.
34. Shivakumar, B., Bagli, A., Gowda, B., Doddagoudar, S., Shakuntala, N.M., Gururaj Sunkad, G., Meena, M.K., 2023. Standardization of screen aperture size for grading of Dhainchaseeds. International Journal of Environment and Climate Change 13(10),  
a. 2114–2320.
35. Singh, A., Singh, P., Singh, C.B., Jatav, A.L., 2016. Standardization of sieve size of  
a. grading of seed of wheat (*Triticum Aestivum* L.). Progressive Agriculture 16(2), 174.

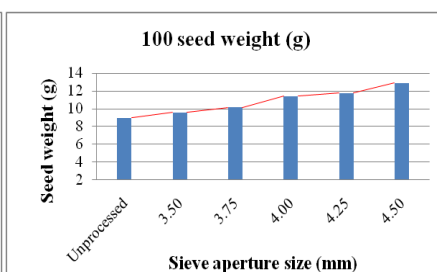
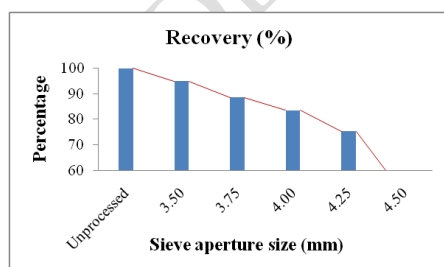
36. Sivasubramaniam, S., Ambika, S., Vetrivel, V., 2017. Influence of size grading on physiological parameters in Tephrosia(Tephrosiapurpurea) MDU (KO)-1. Journal of Applied and Natural Science 9(1), 693-641.
37. Suruti, S., Sujata, K., Menaka, C., 2019. Standardization of sieve size for grading of barn- yardmillet (*Echinochloa frumentacea* L.) MDU-1. Journal of Applied and Natural Science 11(2), 524–527. <https://doi.org/10.31018/jans.v11i2.2096>.
38. Tabakovic, M., Simic, M., Stanisavljevic, R., Milivojevic, M., Secanski, M., Dobrivoj Postic, D., 2020. Effects of shape and size of hybrid maize seed on germination and vigour of different genotypes. Chilean Journal of Agricultural Research 80(3), 381–392.
39. Vishwanath, Hunje, R., Shinde, P., 2023. Influence of seed quality upgrading by processing  
a. machines in soybean var. DSb-21. Legume Research 46(6), 752–756.
40. Willenborg, C.J., Wildeman, J.C., Miller, A.K., Rosnaged, B.G., Shirtliffe, S.J., 2005. Oatgermination characteristics differ among genotypes, seed sizes and osmotic potentials. Crop Science 45, 2023–2029.

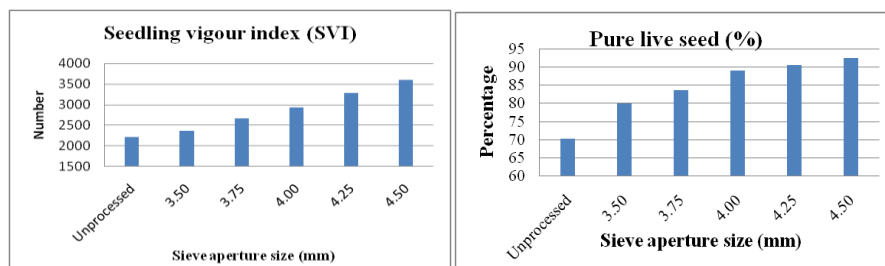


**Table 1: Influence of size grading on seed and seedling quality characteristics of Pigeon pea cv. GRG 152**

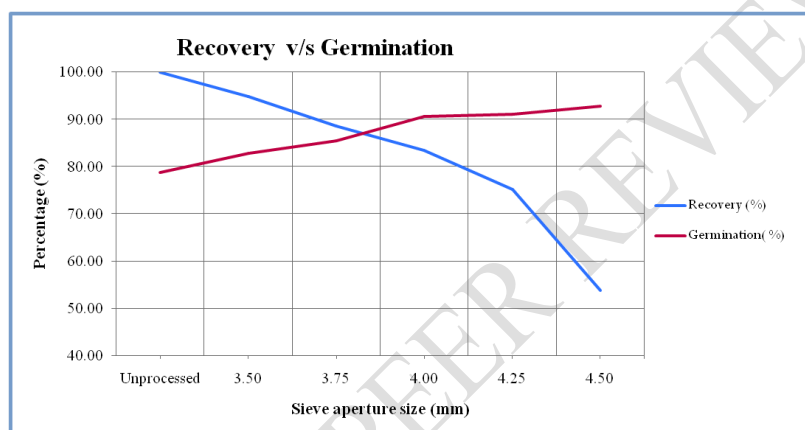
Treatments Sieve size (Round shape)	Recovery(%)			Physical purity(%)			Germination (%)		
	2020	2021	Pooled	2020	2021	Pooled	2020	2021	Pooled
S <sub>1</sub> :Unprocessed	100	100	100	90.97	87.58	89.19	78.00	79.50	78.81
S <sub>2</sub> : 3.50 mm	96.03	93.79	94.85	97.25	96.40	96.84	83.25	82.25	82.78
S <sub>3</sub> : 3.75 mm	89.31	87.98	88.60	98.27	97.44	98.00	87.25	83.50	85.44
S <sub>4</sub> : 4.00 mm	84.52	82.95	83.46	98.49	98.47	98.49	89.00	91.88	90.67
S <sub>5</sub> : 4.25 mm	77.31	72.88	75.20	99.29	99.34	99.33	90.00	92.25	91.03
S <sub>6</sub> : 4.50 mm	54.84	53.06	53.81	99.72	99.65	99.69	91.50	93.88	92.80
	S	S	S	S	S	S	S	S	S
SEM <sub>±</sub>	0.49	0.55	0.25	0.24	0.25	0.17	0.82	0.53	0.50
CD ( <i>p</i> =0.01)	1.98	2.25	1.02	0.98	1.01	0.71	3.34	2.14	2.04

Treatments	SVI-I			100 seed weight(g)			PLS (%)		
	2020	2021	Pooled	2020	2021	Pooled	2020	2021	Pooled
S <sub>1</sub> :Unprocessed	2171	2246	2208	8.96	8.92	8.95	70.96	69.62	70.29
S <sub>2</sub> : 3.50 mm	2426	2298	2362	9.656	9.51	9.56	80.85	79.29	80.07
<b>S<sub>3</sub>: 3.75 mm</b>	<b>2742</b>	<b>2582</b>	<b>2662</b>	<b>10.26</b>	<b>9.97</b>	<b>10.13</b>	<b>85.74</b>	<b>81.36</b>	<b>83.55</b>
S <sub>4</sub> : 4.00 mm	2921	2934	2927	11.96	10.77	11.39	87.66	90.47	89.06
S <sub>5</sub> : 4.25 mm	3365	3208	3287	12.08	11.41	11.77	89.36	91.64	90.50
S <sub>6</sub> : 4.50 mm	3513	3698	3605	13.67	12.12	12.88	91.24	93.55	92.39
	S	S	S	S	S	S	S	S	S
SEM <sub>±</sub>	41.8	39.95	26.27	0.17	0.08	0.09	0.77	0.56	0.54
CD ( <i>p</i> =0.01)	170.17	163.63	106.95	0.69	0.32	0.35	3.12	2.27	2.22





**Figure 1:** Effect of size grading on (a) seed recovery (%), (b) 100 seed weight, (c) Seedling vigour Index and (d) pure live seed in Pigeon pea cv. GRG 152.



**Figure 2:** Effect of sieve aperture size distribution curve on recovery percentage and germination percentage of pigeon pea cv. GRG 152.