

## **Evaluation of different IPM modules against green semilooper (*Thysanoplosiaorichalcea* Fab.) and capitulum borer (*Helicoverpaarmigera* Hub.) of sunflower**

### **ABSTRACT**

During Khariff-2017 seven different IPM modules were evaluated against green semilooper, *Thysanoplosiaorichalcea* Fab. and capitulum borer, *Helicoverpaarmigera* Hub. infesting sunflower. of which spinosad based module (M<sub>s</sub>) (Seed treatment with imidacloprid 70 WS (5 g/kg) + metalaxyl 35 SD (5 g/kg) + hand picking & destruction of gregarious early instar larvae of defoliators (*Spodopteralitura* Fab. and *Spilarctiaobliqua* Walker) + 2 sprays of spinosad (50 and 70 DAS) found superior against major defoliator *T.orichalcea* Fab. at 3, 5 and 10 days after second spray and capitulum borer, *H.armigera* Hub. at 3, 5 and 10 days after first spray, followed by IPM module (UAS-B) (Seed treatment with imidacloprid 70 WS (5 g/kg) + two sprays of 5 % NSKE and HaNPV (50 and 70 DAS). The present findings also revealed that spinosad based module and NSKE based modules were potential candidates for the suppression of green semilooper and capitulum borer among the different IPM modules that were evaluated.

**Keywords:** Sunflower, IPM modules, *Thysanoplosiaorichalcea*, *Helicoverpaarmigera* and *Spinosad*

### **INTRODUCTION**

Sunflower (*Helianthus annuus* L.) is an annual oil seed plant native to the America. Insect pests and diseases are the major production constraints in sunflower. In India, the major insect pests include capitulum borer, *Helicoverpaarmigera* Hub, green semilooper, *Thysanoplosiaorichalcea* Fab., bihar hairy caterpillar, *Spilarctiaobliqua* (Walker), tobacco caterpillar, *Spodopteralitura* (Fab), cabbage semilooper, *Trichoplusia* sp., cutworm, *Agrotis* sp. and green leaf hopper, *Amrascabiguttulabiguttula* are of major economic importance (Basappa, 1995).

The wide spread and indiscriminate usage of synthetic chemical insecticides

**Comment [T1]:** Please write citation as follow as journal system

to manage these pests cause resistance to insecticides, besides pesticide residual effect, pest resurgence, outbreak of secondary pests, disturbance in ecological harmony *etc.*, forcing the farmers to explore viable eco-friendly alternatives like IPM modules along with insecticides for management of pests.

Integrated Pest Management or Integrated Pest Control is an ecosystem-based approach that mainly focuses on the prevention of insect pests or their damage through different practices like biological control, habitat manipulation, modified cultural practices, use of resistant varieties. It mainly emphasizes on the efficient use of all other practices along with need-based application of insecticides as a component of IPM module can effectively reduce the pest population.

During the last two decades, people have realized the problems associated with synthetic chemical insecticides, therefore alternative forms of crop protection like botanical based IPM modules can effectively reduce the pest population and least disturbance to natural fauna in the field. Natural fauna includes, coccinillid species *viz.*, *Cheilomenessexmaculata*(Fab.), *Coccinellatransversalis*(Fab.) and *Alesia discolor* (Fab.) (*Micraspis discolor*) and the spider species such as, *Oxyopes*sp., *Argiopes*sp., *Araneus*sp., *Neoscona* sp. and *Plexippus*sp.

Hence, the present study was undertaken to evolve the different IPM modules against major insect pests *viz.*, green semilooper and capitulum borer in sunflower.

#### **MATERIALS AND METHOD**

The present study envisages to determine the bio-efficacy of selected Integrated Pest Management modules against major insect pests of sunflower and their effect on the activity of natural enemies and foraging pattern of major bee pollinator fauna. The investigation was carried out during *Kharif*-2017, at Zonal Agricultural Research Station (ZARS), University of Agricultural Sciences, GKVK, Bengaluru.

In order to formulate a viable IPM package for sunflower, with a focus to minimize the hazards caused by chemical pesticides to the environment and non-target species, six Integrated Pest Management (IPM) modules along with two checks were evaluated for their efficacy against major insect pests of sunflower.

The details of the materials used and the methodologies adopted for

fulfilling different objectives of this investigation are described hereunder.

**Different IPM modules evaluated against major insect pests and non-target species in the study are as detailed below**

**Module 1:** Seed treatment with imidacloprid 70 WS (5 g/kg) + metalaxyl 35 SD (5 g/kg) + handpicking and destruction of gregarious early instar larvae of defoliators (*Spodopteralitura* Fab. and *Spilarctia obliqua* Walker) + 2 sprays of *Bacillus thuringiensis* (2 ml/l) (50 and 70 DAS) (**Bt based module**)

**Module 2:** Seed treatment with imidacloprid 70 WS (5 g/kg) + metalaxyl 35 SD (5 g/kg) + handpicking and destruction of gregarious early instar larvae of defoliators (*Spodopteralitura* Fab. and *Spilarctia obliqua* Walker) + 2 sprays of *Beauveria bassiana* (2 g/l) (50 and 70 DAS) (**Beauveria based module**)

**Module 3:** Seed treatment with imidacloprid 70 WS (5 g/kg) + metalaxyl 35 SD (5 g/kg) + handpicking and destruction of gregarious early instar larvae of defoliators (*Spodopteralitura* Fab. and *Spilarctia obliqua* Walker) + 2 sprays with respective NPV formulations (1.25 ml/l) (50 and 70 DAS) (**NPV based module**)

**Module 4:** Seed treatment with imidacloprid 70 WS (5 g/kg) + metalaxyl 35 SD (5 g/kg) + handpicking and destruction of gregarious early instar larvae of defoliators (*Spodopteralitura* Fab. and *Spilarctia obliqua* Walker) + 2 sprays of Azadirachtin (2 ml/l) (50 and 70 DAS) (**Neem based module**)

**Module 5:** Seed treatment with imidacloprid 70 WS (5 g/kg) + metalaxyl 35 SD (5 g/kg) + handpicking and destruction of gregarious early instar larvae of defoliators (*Spodopteralitura* Fab. and *Spilarctia obliqua* Walker) + 2 sprays of Spinosad (0.1 ml/l) (50 and 70 DAS) (**IIR BIPM module**)

**Module 6:** Seed treatment with imidacloprid 70 WS (5 g/kg) + metalaxyl 35 SD (5 g/kg) + handpicking and destruction of gregarious early instar larvae of defoliators (*Spodopteralitura* Fab. and *Spilarctia obliqua* Walker) 2 sprays of 5 % NSKE (50 DAS & 70 DAS) + two sprays of HaNPV (1.25 ml/l) (50 and 70 DAS) (**IPM module -UASB**)

**T7: Water spray**

**T8: Untreated check**

Observations were recorded before and after imposition of modules on the

incidence of both the pests viz., *H. armigera* and *T. orichalcea* and also on the population of predators viz., green lace wing, *Chrysoperla zastrowi arabica* Henry, lady bird beetle, *Cheilomenes sexmaculata* Fab. and spiders.

Corrected efficacy(%) of each IPM modules were calculated according to Henderson & Tilton formula.

$$\text{Corrected (\%)} = \left( 1 - \frac{n \text{ in Co before treatment} * n \text{ in T after treatment}}{n \text{ in Co after treatment} * n \text{ in T before treatment}} \right) * 100$$

Where: n = Insect population, T = treated, Co = control

## RESULTS AND DISCUSSION

### Effect on *T. orichalcea*

There was no significant difference between the treatments with respect to the pre-spray observations on the larval population of green semilooper. However, 3, 5 and 10 days after first spray, IPM module 5 and IPM module 4 (Neem based) modules found superior in suppressing larval population over other modules. At 3 days after second spray, IPM module 5 found superior over other modules by registering the lowest larval population.

Corrected efficacy (%) at 10 days after first spray, IPM module 5 and IPM module 4 recorded highest efficacy 88.56 (%) each followed by IPM module 6 (88.08%) over other modules (Fig 1).

Similar findings have been reported earlier by Anitha(2008) who proved that IPM module are effective in reducing the population of semilooper, *T. orichalcea*.

### Effect on *H. armigera*

When the treatments were imposed for the first time at 50 DAP, there was no significant difference in the no. of larvae per plant between the treatments. However, when the treatments were imposed for the second time at 70 DAP, significant differences were observed between the treatments at 3 days, 5 days and 10 days after second spray (Table 2).

At 3 days after second spray, IPM module 5, IPM module 6 (NSKE) and

**Comment [T2]:** Please write citation as follow as journal system

IPM module 3 (HaNPVbased) modules were recorded lowest larvae per plant 0.20 and 0.30 larvae respectively. At 5 days after second spray, same modules found superior over other modules. At 10 days after second spray, IPM module 5, IPM module 4 (Neem based) and IPM module 6 found superior over other modules. Similar findings have been reported earlier by Jagadishet al. (2016) who evaluated three BIPM modules among that, module M3 comprising of seed treatment with imidacloprid (5 g/kg) + metalaxyl (5g/kg) + handpicking and destruction of early instars of *S. litura* and *S. obliqua* + two sprays with spinosad 45SC @ 0.0045%, was the most superior module by virtue of recording significantly lower incidence of major pests. Similarly, by Srinivasan and Duyrairaj(2007) who observed least *Helicoverpa* larval population (2.0 / plant) with spinosad 45 SC (73 g a.i./ha) in pigeon pea and also by Basavarajet al. (2014) in sunflower.

**Comment [T3]:** Please write citation as follow as journal system

**Comment [T4]:** Please write citation as follow as journal system

**Comment [T5]:** Please write citation as follow as journal system

Corrected efficacy (%) at 10 days after second spray, IPM module 6 highest efficacy 96.12 (%) which is on par with IPM module 3 and IPM module 5 (94.83 %) over other modules (Fig 2).

#### Effect on predators

As far as the effect of biopesticides on predators was concerned, no significant differences were found between the predator population even after imposition of both the sprays, which could be due to the low population of some predators that is less than one per plant.

#### Effect on seed yield

Significant differences were found between the treatments as far as seed yield was concerned. However, IPM module 5 (2366 kg/ha) recorded highest yield followed by IPM module 1 (2184 kg/ha) and IPM module 6 (2181 kg/ ha) as compared with other treatments (Table 3). Similar finding was reported by Jagadishet al. (2016) module M3 (spinosad based) recorded highest seed yield of 2744 kg/ha.

**Comment [T6]:** Please write citation as follow as journal system

#### Effect on other growth parameters

There was no significant difference in the growth parameters viz., volume weight (seeds/100 ml), 100 seed weight (g), oil content (%) and germination (%)

(Table 3).

The present finding revealed that for the suppression of *T. orichalcea*, IPM module 5 (Spinosad based) and IPM module 4 (neem based) were significantly superior over other module 3. For *H. armigera*, IPM module 5 (spinosad based), IPM module 6 (NSKE) and IPM module 4 were found superior in suppressing larval population. Similar results were obtained by Sireesha (2000), wherein, Ha NPV @ 250 LE per ha was found to be significantly more effective and on par with NSKE (5%) followed by *Nomuraearileyi* (1kg/ha), *Bacillus thuringiensis* (1kg/ha) and *B. bassiana* (1kg/ha). The present findings are agreement with Jagadishet al. (2006) who reported the IPM module (seed treatment with imidacloprid (5g/kg) + two sprays of NSKE 5 % + two sprays of HaNPV at 250LE/ ha.) gave a significant highest grain yield and cost: benefit ratio (1:2.32) and it was also superior to chemical control in sunflower. Jagadishet al. (2016) who reported that module M3 (Spinosad based) recorded highest seed yield of 2744 kg/ha with highest incremental benefit cost ratio (IBCR) of 9.27.

**Comment [T7]:** Please write citation as follow as journal system

## CONCLUSION

Green semilooper, *Thysanoplusiaorichalcea* Fab. and capitulum borer, *Helicoverpaarmigera*(Hub.)are the major defoliator pests of sunflower. Bio intensive IPM modules are an effective and environmentally sensitive approaches to pest management and impart least impact on non-target organisms like predators in sunflower ecosystem. Among the different IPM modules evaluated, spinosad based module (M<sub>5</sub>) (Seed treatment with imidacloprid 70 WS (5 g/kg) + metalaxyl 35 SD (5 g/kg) + hand picking & destruction of gregarious early instar larvae of defoliators (*Spodopteralitura*Fab. and *Spilarctiaobliqua*Walker) + 2 sprays of spinosad (50 and 70 DAS) found superior against these defoliators.

## REFERENCES

- Anitha CN. Evaluation of some new insecticide molecules and bio-pesticides on major lepidopteran pests and their effect on honeybee pollinators in sunflower ecosystem. M. Sc. (Agri.) Thesis, Univ. Agri. Sci, Bengaluru.2008.
- Basappa H. Insect pest Management in sunflower – innovative approaches, In: Subject matter workshop cum seminar on integrated pest management in oil

seeds. Directorate of Oilseeds Research, Hyderabad.1995.

Basavaraj K, Mohan IN, Jagadish KS, Geetha S, Shadakshari YG. Efficacy of biorationals and botanical formulations against *Helicoverpa armigera* Hub. in sunflower. J Biopest. 2014;7: 94–98.

Jagadish KS, Shadakshari YG, Puttarangaswamy KT, Nagaraju, Jagannatha DP. Evaluation of integrated pest management module against insect pests of sunflower. J Oilseeds Res. 2006; 23(2):178-181.


Jagadish KS, Basavaraj K, Shadakshari YG, Karruna K. Management of major insect-pests of sunflower (*Helianthus annuus* L.) through bio integrated pest management (BIPM) module. Environ Ecol. 2016;34:1167-1171.

Sireesha K. Evaluation of different NPV formulations and bioagents in the management of *Helicoverpa armigera* (Hubner) on sunflower. MSc (Agri.) thesis submitted to University of Agricultural Sciences, Dharwad. 2000.

Srinivasan T, Durairaj C. Newer insecticides against pod borer complex of pigeon pea with special reference to *Helicoverpa armigera* and *Melanagromyza obtusa*. Ind J Plant Proc. 2007;35: 47–49.

**Comment [T8]:** Please write citation as follow as journal system

UNDER PEER REVIEW





**Table 1. Effect of IPM modules on semilooper, *Thysanoplosiaorichalcea***

IPM Module s	Number of larvae/plants							
	I <sup>st</sup> spray (50 DAS)				II <sup>nd</sup> spray (70 DAS)			
	P r e . T r e a t .	3 D A F S	5 D A F S	10 D A F S	P r e . T r e a t .	3 D A S S	5 D A S S	1 0 D A S S
M1 (Bt based)	1 . 1 0 (	0 . 9 0	0. 40 (0 .9 3)	0. 20 (0. 82 ) <sup>ab</sup>	0 . 1 2 (	0. 13 (0 .8 0) <sup>ab</sup>	0 . 1 3 (	0 . 1 0 (

	1 . 1 8 )	( 1 . 1 8 ) b	ab		0 . 7 9 )		0 . 8 0 )	0 . 7 7 )
M2  (Beauve riabase d)	0 . 8 0  ( 1 . 1 0 )	0 . 8 0  ( 1 . 1 4 ) b	0. 43 (0 .9 5) ab	0. 40 (0. 94 ) <sup>b</sup>	0 . 2 0  ( 0 . 8 4 )	0. 13 (0 .7 9) ab	0 . 1 0  ( 0 . 7 7 )	0 . 1 3  ( 0 . 8 0 )

M3 (NPV based)	1 . 0 7  ( 1 . 2 5 )	0 . 8 7  ( 1 . 1 7 ) b	0. 70 (1 .0 9) b	0. 30 (0. 89 ) <sup>ab</sup>	0 . 3 0 ( 0 . 8 9 )	0. 23 (0 .8 6) ab	0 . 1 3  ( 0 . 7 9 )	0 . 1 3  ( 0 . 7 9 )
M4 (Neem based)	0 . 9 0  ( 1 . 1	0 . 4 3  ( 0 . 9	0. 27 (0 .8 7) a	0. 10 (0. 77 ) <sup>a</sup>	0 . 2 0 ( 0 . 8	0. 17 (0 .8 1) ab	0 . 1 7  ( 0 . 8	0 . 1 3  ( 0 . 8

	<b>4</b> )	<b>5</b> ) a			<b>3</b> )		<b>1</b> )	<b>0</b> )
<b>M5</b>  (Spinosa based)	<b>1</b> . <b>1</b> <b>7</b>  ( <b>1</b> . <b>2</b> <b>9</b> )	<b>0</b> . <b>2</b> <b>3</b>  ( <b>0</b> . <b>8</b> <b>6</b> ) a	<b>0.</b> <b>20</b> ( <b>0</b> .8 <b>4</b> ) a	<b>0.</b> <b>13</b> ( <b>0.</b> <b>79</b> ) <sup>a</sup>	<b>0</b> . <b>2</b> <b>0</b>  ( <b>0</b> . <b>8</b> <b>3</b> )	<b>0.</b> <b>10</b> ( <b>0</b> .7 <b>7</b> ) a	<b>0</b> . <b>0</b> <b>7</b>  ( <b>0</b> . <b>7</b> <b>5</b> )	<b>0</b> . <b>0</b> <b>7</b>  ( <b>0</b> . <b>7</b> <b>5</b> )
<b>M6</b>  (NSKE based)	<b>1</b> . <b>1</b> <b>0</b>  (	<b>0</b> . <b>3</b> <b>7</b>  (	<b>0.</b> <b>33</b> ( <b>0</b> .9 <b>1</b> ) ab	<b>0.</b> <b>17</b> ( <b>0.</b> <b>82</b> ) <sup>ab</sup>	<b>0</b> . <b>2</b> <b>0</b>  (	<b>0.</b> <b>13</b> ( <b>0</b> .7 <b>9</b> ) ab	<b>0</b> . <b>0</b> <b>7</b>  (	<b>0</b> . <b>0</b> <b>7</b>  (

	1 . 2 6 )	0 . 9 3 ) a			0 . 8 4 )		0 . 7 5 )	0 . 7 5 )
M7 (Water spray)	1 . 0 0 ( 1 . 2 2 )	0 . 9 0 ( 1 . 1 8 ) b	0. 93 (1 .2 0) c	1. 00 (1. 21 ) <sup>c</sup>	0 . 2 3 ( 0 . 8 6 ) ab	0. 23 (0 .8 6) ab	0 . 2 0 ( 0 . 8 4 )	0 . 2 3 ( 0 . 8 6 )
M8 (Untrea	1 . 0	0 . 9	0. 93 (1	1. 00 (1.	0 . 2	0. 30 (0	0 . 2	0 . 2

ted control)	3 ( 1 . 2 4 )	7 ( 1 . 2 1 ) b	.2 0) c	22 ) <sup>c</sup>	7 ( 0 . 8 9 )	.8 9) b	3 ( 0 . 8 6 )	3 ( 0 . 8 6 )
F-test	N S	*	*	*	N S	*	N S	N S
SEM±	-	0 . 0 6	0. 07	0. 05	-	0. 03	-	-
CD @ 5 %	-	0 . 1 7	0. 21	0. 14	-	0. 10	-	-
CV (%)	1	8	12	8.	7	7.	7	6

	6	.	.2	77	.	05	.	.
	.	8	6		6		2	7
	2	8			3		9	6
	8							

Numbers in the parenthesis are square root transformed value of  $\sqrt{x+0.5}$

\* Significant at ( $P \leq 0.05$ ); DAS: Days after spray; DAFS: Days after first spray; DASS: Days after second spray;

Table 2. Effect of IPM modules on capitulum borer, *Helicoverpa armigera*

IPM Modules	Number of larvae/plants							
	I spray (50 DAS)				II spray (70 DAS)			
	P r e . T r e a t . .	3 D A F S	5 D A F S	1 0 D A F S	P r e. T r e a t.	3D AS S	5D AS S	10D ASS
M1 (Bt based)	0 . 2 0 (	0 . 1 7 (	0. 1 3 ( 0. 7	0. 1 0 ( 0. 7	0. 7 0 ( 1. 0	0.3 7 (0. 93) ab	0.3 3 (0. 91) ab	0.27 (0.88) ) <sup>b</sup>

	0 . 8 3 )	0 . 8 1 )	9 )	7 )	9 )			
M2 ( <i>Beauveria</i> based)	0 . 3 0 ( 0 . 8 9 )	0 . 3 0 ( 0 . 9 0 )	0. 3 0 ( 0. 8 9 )	0. 2 7 ( 0. 8 8 )	0. 7 0 ( 1. 0 9 )	0.6 3 (1. 06) bc	0.4 7 (0. 98) b	0.33 (0.91) ) <sup>b</sup>
M3 (NPV based)	0 . 3 3 ( 0 . 9 0 )	0 . 3 3 ( 0 . 9 0 )	0. 2 3 ( 0. 8 5 )	0. 1 3 ( 0. 7 9 )	0. 6 0 ( 0. 7 0 )	0.3 0 (0. 89) a	0.2 7 (0. 87) ab	0.03 (0.73) ) <sup>a</sup>
M4 (Neem based)	0 . 3 0	0 . 3 0	0. 2 7 ( 0.	0. 2 7 ( 0.	0. 7 0 ( 1.	0.5 0 (0. 99)	0.3 3 (0. 91) ab	0.33 (0.89) ) <sup>b</sup>



	( 0 . 8 9 )	( 0 . 8 9 )	8 7 )	8 7 )	0 5 )	abc		
M5 (Spinosa d based)	0 . 3 7 ( 0 . 9 3 )	0 . 1 0 ( 0 . 7 7 )	0. 1 0 ( 0. 7 7 )	0. 1 0 ( 0. 7 7 )	0. 6 0 ( 1. 0 5 )	0.2 0 (0. 84) a	0.1 3 (0. 80) a	0.03 (0.73) a
M6 (NSKE based)	0 . 3 3 ( 0 . 9 1 )	0 . 2 0 ( 0 . 8 4 )	0. 2 0 ( 0. 8 4 )	0. 1 7 ( 0. 8 2 )	0. 8 0 ( 1. 1 4 )	0.3 0 (0. 89) a	0.1 7 (0. 82) a	0.03 (0.73) a
M7 (Water spray)	0 . 3 7	0 . 3 3	0. 3 7 (	0. 4 0 (	0. 8 0 (	0.8 0 (1. 14)	0.7 7 (1. 22)	0.90 (1.17) c


	( 0 · 9 3 )	( 0 · 9 1 )	0. 9 3 )	0. 9 5 )	1. 1 3 )	cd	c	
M8 (Untreated control)	0 · 3 3 ( 0 · 9 1 )	0 · 3 7 ( 0 · 9 3 )	0. 3 3 ( 0. 9 1 )	0. 3 0 ( 0. 8 9 )	0. 9 0 ( 1. 1 8 )	0.9 3 (1. 20) d	0.9 0 (1. 18) c	0.87 (1.17 ) <sup>c</sup>
F-test	N S	N S	N S	N S	N S	*	*	*
SEM±	-	-	-	-	-	0.0 5	0.0 4	0.03
CD @ 5 %	-	-	-	-	-	0.1 6	0.1 2	0.11
CV (%)	1 1 · 3 3	1 1 · 2 3	9. 6 4	8. 1 6	7. 8 3	9.4 0	7.3 6	6.80

**Numbers in the parenthesis are square root transformed value of  $\sqrt{x+0.5}$**

**\* Significant at ( $P \leq 0.05$ ); DAS: Days after spray; DAFS: Days after first spray; DASS: Days after second spray;**

UNDER PEER REVIEW

UNDER PEER REVIEW



**Table 3. Influence of IPM modules on yield and yield attributing characters**

<b>IPM Modules</b>	<b>Seed Yield (Kg/ha)</b>	<b>Cost-benefit ratio</b>
<b>M1(Bt based)</b>	<b>2184<sup>ab</sup></b>	<b>5.54</b>
<b>M2(<i>Beauveria</i> based)</b>	<b>1839<sup>bc</sup></b>	<b>4.66</b>
<b>M3(NPV based)</b>	<b>2034<sup>ab</sup></b>	<b>4.49</b>
<b>M4(Neem based)</b>	<b>2041<sup>ab</sup></b>	<b>5.88</b>
<b>M5(Spinosad based)</b>	<b>2366<sup>a</sup></b>	<b>8.71</b>
<b>M6(NSKE based)</b>	<b>2181<sup>ab</sup></b>	<b>4.02</b>
<b>M7(Water spray)</b>	<b>1511<sup>c</sup></b>	<b>0.49</b>
<b>M8(Untreated control)</b>	<b>1477<sup>c</sup></b>	<b>-</b>
<b>F test</b>	<b>(*)</b>	
<b>SEm±</b>	<b>149.07</b>	
<b>CD @ 5 %</b>	<b>452.17</b>	
<b>CV (%)</b>	<b>13.21</b>	

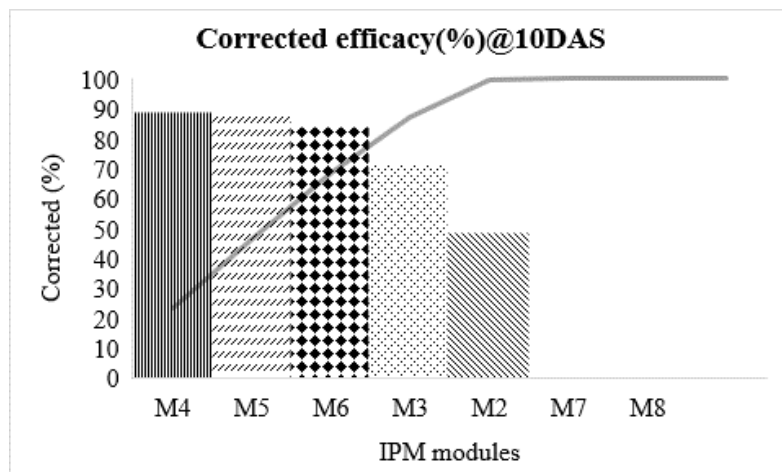


Fig. 1. Corrected efficacy of IPM modules against *Thysanoplusia orichalcea*

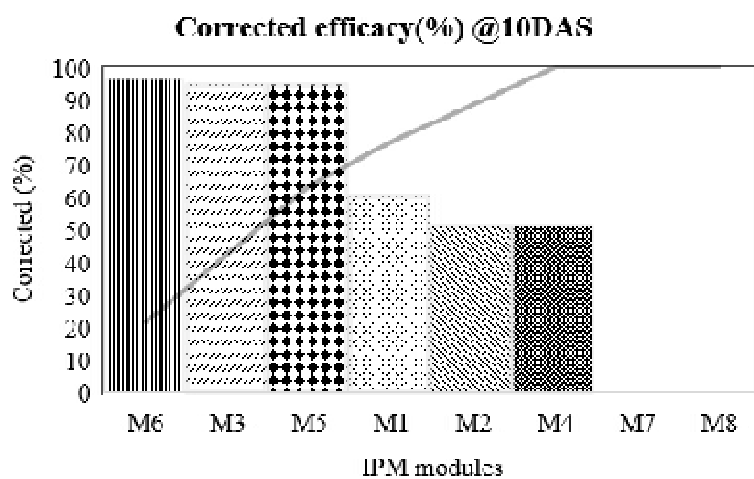


Fig. 2. Corrected efficacy of IPM modules against *Helicoverpa armigera*