

**Estimation of Carbon Content and Sequestration
Mangrove type *Rhizophora mucronata* in Tongke-Tongke
Sinjai Regency, Indonesia**

Abstract

The ability of mangroves to absorb and store carbon plays an important role in reducing the impact of global warming. Mangroves are capable of storing up to four times more carbon per unit area than tropical land forests. This research aims to estimate the carbon content and absorption capacity of the *Rhizophora mucronata* mangrove in Tongke-Tongke village, Sinjai Regency. Observations were made at three stations by measuring the carbon content in mangrove leaves, roots and soil. The method used to calculate biomass and carbon content uses vegetation analysis and allometric equations. The research results showed that the variation in carbon content in mangrove leaves at all stations ranged from 0.09–0.11 tons/ha, with a carbon absorption capacity ranging from 0.33–0.42 tons/ha. The carbon content in the roots ranges from 0.44–0.72 tons/ha with an absorption capacity of 1.60–2.64 tons/ha. The carbon content in the sediment ranges from 8.66–156.83 tonnes/ha with an absorption capacity of 31.79–575.55 tonnes/ha. Mangrove stand biomass ranges from 232.41–238.83 tonnes/ha. The carbon content in mangrove stands reaches 109.23–180.87 tonnes/ha, with carbon uptake reaching 400.89–663.80 tonnes/ha. The highest carbon content was found at station one with carbon content in leaves ranging from 0.09–0.11 tonnes/ha, roots 0.44–0.72 tonnes/ha, and sediment ranging from 8.66–156.83 tonnes/ha.

Key words: Mangrove, carbon, carbon absorption, Rhizophora mucronata, Tongke-Tongke

1. INTRODUCTION

The mangrove ecosystem has a very important role in maintaining environmental balance and supporting the life of aquatic biota. Mangroves function as a natural barrier that protects coastal areas from the threat of erosion and storms. This is important in maintaining the stability of coastal areas which are vulnerable to damage due to sea wave activity and strong winds. Mangroves are able to filter pollutants and sedimentation from land and maintain good water quality for the survival of aquatic organisms [1]; [2]. The existence of mangroves not only provides ecological benefits, but also provides protection for coastal areas and the people living around them.

The role of the mangrove ecosystem is not only in physical protection, but also as an important habitat for various marine species and migratory birds [3]; [4]. Mangroves are able to provide shelter, foraging areas and breeding grounds for very diverse species [5]. The high biodiversity in mangrove areas contributes to ecological balance, both on land and at sea. The existence of

mangroves helps maintain populations of marine species such as fish, crustaceans and bird species that use this area during migration [6].

The issue of climate change is currently one of the biggest global challenges, and mangroves play a crucial role in mitigating the impacts of climate change. Mangroves have the unique ability to absorb and store carbon through a process known as carbon sequestration [7]. In this process, mangroves absorb carbon dioxide from the atmosphere through photosynthesis, storing it in biomass such as stems, leaves and roots, as well as in organic-rich soil [8]. Previous research results show that mangrove forests can store up to four times more carbon per hectare than tropical forests on land. This makes mangroves a natural solution in efforts to mitigate climate change.

Various studies have revealed the great potential of mangrove forests in storing carbon, such as research by [9] shows that mangrove ecosystems in Indonesia store more than 3.14 billion tons of carbon, which contributes 10-15 percent of global coastal carbon stocks. Additionally, another study by [10] shows that above-ground carbon stocks in mangrove forests in Kupang Regency reached 454,712 tons per hectare. [11], the estimated carbon content stored in mangrove leaf litter in Lansa Village, North Minahasa is 2.16 tons/ha/year. The above-ground carbon stock in the mangrove forests of Kupang Regency, East Nusa Tenggara is on average 454,712 tonnes/ha [10]. The carbon content in the pneumatophore biomass of *Avicennia maria* in North Minahasa Regency, North Sulawesi is on average 0.28 kgC/m² [12]. Demta Bay, Papua Province, holds a carbon potential of 124.72 tons/ha [13]. Meanwhile, the potential carbon stock of the mangrove ecosystem in the Riau Islands reaches 2052.78 tons/ha [14]. [15] obtained measurement results of the carbon content stored in the soil in the Mahakan Delta mangrove ecosystem, East Kalimantan, amounting to 1,120 tons/ha.

Seeing the important role of mangroves in storing carbon and reducing the impact of climate change, research on the carbon potential of mangrove ecosystems in Sinjai Regency, South Sulawesi, becomes very relevant. One of the dominant mangrove types in Sinjai Regency is *Rhizophora mucronata*. *Rhizophora mucronata* has a high ability to absorb carbon. This research aims to measure the carbon content stored in *Rhizophora mucronata* mangroves and sediments. The research results are expected to provide scientific data regarding the carbon potential of the research area, but also support efforts to conserve and restore the mangrove ecosystem. In addition, this research opens up opportunities to develop carbon-based economic schemes, such as carbon trading, which can provide economic benefits to local communities through incentives to conserve mangrove forests. In the long term, this research is expected to contribute to global efforts in mitigating climate change and preserving sustainable coastal ecosystems.

2. MATERIALS AND METHODS

This research was carried out from July to September 2024 in the Tongke-Tongke Mangrove Forest area, Tongke-Tongke Village, East Sinjai District, Sinjai Regency. The research used three stations based on the representation of the mangrove ecosystem at that location, each at the coordinates: Station 1: 5° 08' 48" South Latitude, 120° 16' 19" East Longitude; Station 2: 5° 08' 55" S, 120° 16' 21" E; Station 3: 5° 09' 01" South Latitude, 120° 16' 28" East Longitude. Carbon content testing for leaves, roots and soil was carried out at the Chemical Oceanography Laboratory, Hasanuddin University, Makassar. Carbon measurements in mangrove stands use the vegetation analysis

method by measuring stem diameter in plots measuring 10 x 10 m². Analysis was carried out using allometric equations to calculate biomass, carbon content and carbon uptake. Measurements on leaves and roots used the ashing method. The leaves are dried at 80°C, then weighed to calculate the carbon stored.

Meanwhile, the roots were weighed and dried in the oven for 48 hours. Carbon in the soil was measured using a 20 cm deep coring pipe, then analyzed using the Walkley and Black method to calculate the organic carbon content. Leaf and root samples were dried at 60°C, then ashed at 500-600°C for 5 hours to measure the carbon content. The carbon content is calculated as 47% of the biomass, and CO₂ storage is calculated using the carbon to CO₂ conversion formula. Biomass estimation was carried out using the allometric equation, and the conversion of carbon to CO₂ was carried out using an equivalence factor of 3.67.

3. RESULTS AND DISCUSSION

The carbon content and uptake in mangrove leaves at three different observation stations in the Tongke-Tongke mangrove forest area showed that at station 1, the carbon content reached 0.10 tons/ha with a higher absorption capacity, namely 0.35 tons/ha. Station 2 has a slightly higher carbon content, namely 0.11 tons/ha, with an absorption capacity of 0.42 tons/ha and is the highest value among the three stations. For station 3 the carbon content reached 0.09 tonnes/ha, with carbon uptake of 0.33 tonnes/ha (Figure 1). Although carbon content varied between stations, carbon uptake remained significant at all locations.

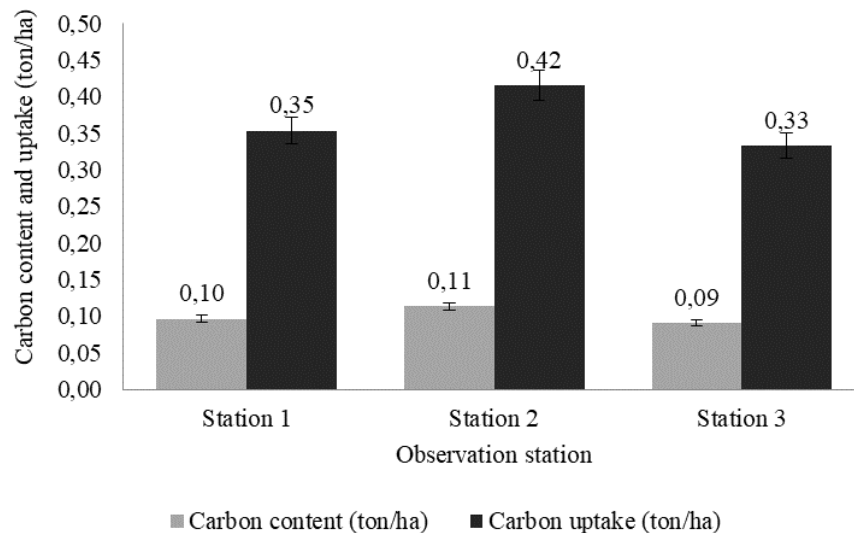


Figure 1. Carbon content and uptake in mangrove leaves in Tongke-Tongke Village

The differences in carbon content and carbon uptake in mangrove leaves for each station can be explained through the concept of mangrove ecophysiology. Mangroves are known as effective carbon sinks because of their high photosynthetic ability by converting carbon dioxide from the atmosphere into biomass. Even though the carbon content of leaves is relatively low, carbon uptake is quite high. This shows high photosynthetic efficiency at the research location. [16] stated that a

good mangrove environment can increase the rate of photosynthesis even though the carbon accumulation in leaf tissue is not always large. More optimal environmental conditions such as the availability of light and nutrients can support the rate of photosynthesis and productivity of mangroves [17]. The decrease in carbon content is related to leaf age or seasonal changes that influence carbon accumulation in leaves [18].

The comparison of carbon content and uptake in mangrove roots has the same pattern as the content and uptake in leaves. At Station 1 the carbon content is 0.44 tons/ha with an absorption capacity of 1.60 tons/ha. Station 2 has a higher carbon content, namely 0.72 tonnes/ha, with more significant carbon uptake of 2.64 tonnes/ha. Meanwhile, Station 3's carbon content is 0.55 tonnes/ha with carbon uptake of 2.01 tonnes/ha (Figure 2).

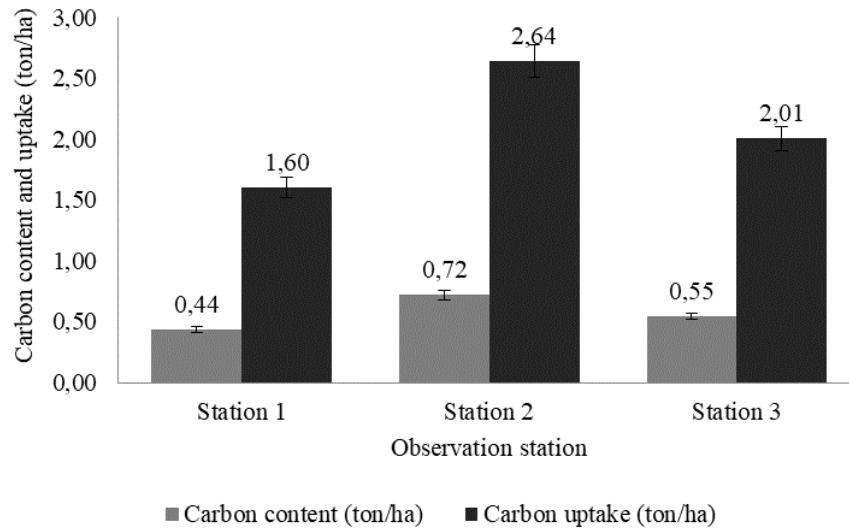


Figure2.Carbon Content and Uptake in Mangrove Roots in Tongke-Tongke Village

Apart from leaves, mangrove roots also play a role in the carbon cycle of the mangrove ecosystem. The roots not only act as a structure that supports the tree in muddy habitats, but also as a carbon storage site. The carbon absorption capacity of mangrove roots is much higher than that of mangrove leaves. This difference in storage and absorption abilities is thought to be related to the biogeochemical dynamics of mangrove roots which can absorb large amounts of carbon even though the content does not accumulate to a large extent in the root tissue [19]. Mangrove roots also play an important role in storing carbon in organic form in sediment, which can persist for long periods of time and is a major component in mitigating climate change [20].

The carbon content and uptake in mangrove sediments at Station 1 reached 156.83 tonnes/ha with carbon uptake of 575.55 tonnes/ha. Station 2 has a much lower carbon content, namely 8.66 tonnes/ha, with carbon uptake of 31.79 tonnes/ha. Station 3 has a carbon content of 84.16 tonnes/ha, with carbon uptake of 308.88 tonnes/ha. Station 1 recorded the highest value for all parameters measured (Figure 3).

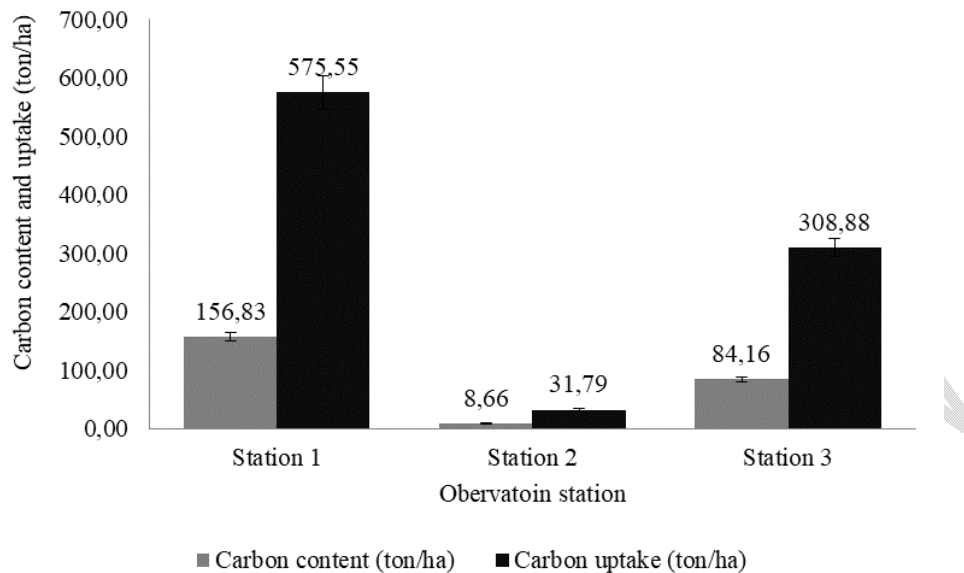


Figure 3. Carbon Content and Uptake in sediments in the Mangrove Area of Tongke-tongke Village

Mangrove sediment is one of the main components in the carbon storage cycle known as blue carbon, namely carbon stored in coastal ecosystems such as mangroves, seagrasses and sea grass meadows. Mangroves store carbon both in above-ground biomass (stems, leaves and branches) and in subsurface sediments. The carbon content in this sediment is very important because mangrove sediments are able to store carbon in the long term, due to anaerobic conditions which slow down the rate of decomposition of organic material [20]. The carbon stored in mangrove sediments comes from various sources, such as organic material from fallen leaves, dead roots, decomposed wood, as well as the results of microbial activity that degrades organic material in the sediment [21].

Sediments function as very efficient carbon sinks. [22] stated that mangrove ecosystems can store large amounts of carbon because their sediment structure allows the accumulation of organic material under anaerobic conditions. This anaerobic environment slows down the decomposition of organic material so that carbon can be stored for a longer time. This condition is very important for the mangrove ecosystem, because it allows the accumulation of carbon not only from the mangrove vegetation itself, but also from the contribution of external organic material carried by sea or river currents.

The highest total biomass in mangrove stands was at Station 1 at 384.83 tonnes/ha and the lowest was 232.41 at Station 2. Almost half of the biomass produced by mangroves consisted of carbon. The highest carbon content was also obtained at Station 1 at 180.87 tonnes/ha, and the highest carbon uptake reached 663.80 tonnes/ha. This figure reflects the capacity of the mangrove ecosystem at each station to absorb and store carbon more efficiently and in large enough quantities (Figure 4).

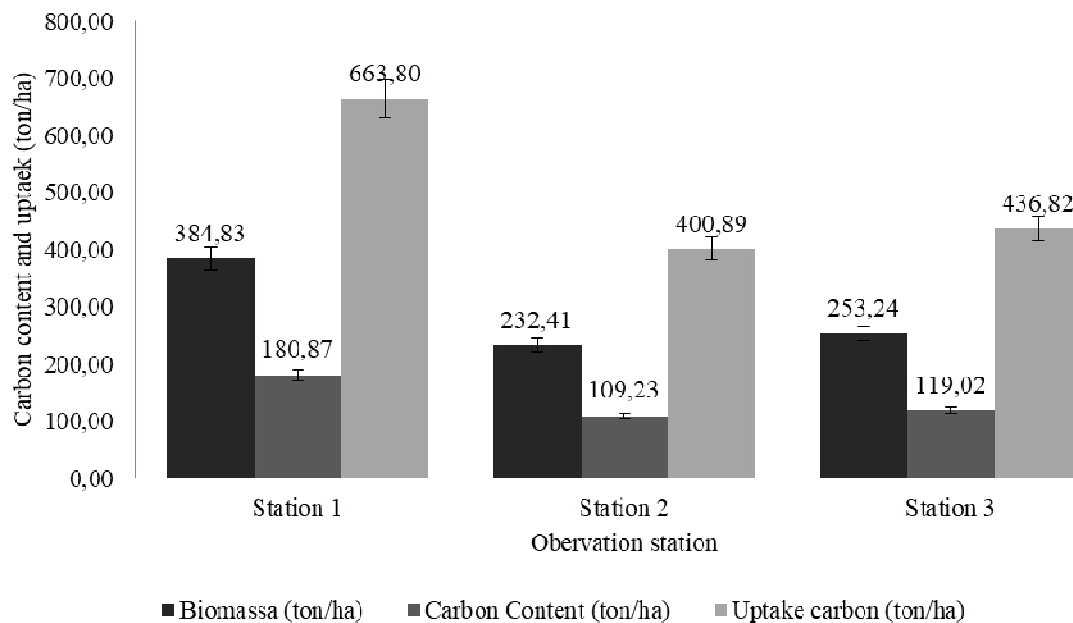


Figure 4.Carbon Content and Uptake in Mangrove Stands in Tongke-tongke Village

The carbon content of mangrove stands is an important factor in understanding the role of mangrove ecosystems in mitigating climate change. The biomass produced by mangroves is closely correlated with their carbon storage capacity. Mangrove trees store carbon in two main forms, namely above ground biomass which includes stems, leaves and branches, and below ground biomass which includes roots. Research results show that 45-50% of mangrove tree biomass consists of carbon, which confirms the important role of this ecosystem in absorbing carbon from the atmosphere [23]. Therefore, the greater the biomass produced by mangrove trees, the higher their carbon storage capacity.

Mangrove stems are a key component in storing carbon in this coastal ecosystem. Stems, which are the main part of above ground biomass, can store carbon for long periods of time because of the dense wood structure. This makes mangrove trees able to function as more efficient carbon stores than terrestrial ecosystems. Apart from that, mangrove stems are also able to adapt to dynamic environmental conditions, such as tidal fluctuations and salt water intrusion, which helps maintain ecosystem stability and long-term carbon storage functions [24].

The carbon content in mangrove stems can vary based on environmental factors, such as tree species, soil conditions and local climate. Several studies have shown that variations in the composition of tree species in an area can influence the concentration of carbon stored in biomass. In areas with certain mangrove species, the carbon content in their stems may be lower than in other species. This variation is also influenced by environmental factors, such as salinity and nutrient availability [24]. Variations in carbon content between locations or tree types have an overall role in mitigating climate change. Even in locations where mangrove biomass is relatively small, these trees still store quite high concentrations of carbon. This shows that every mangrove area, regardless of size, makes a positive contribution to reducing carbon emissions and mitigating the impacts of global climate change.

Mangroves have the unique ability to absorb and store carbon which makes a major contribution to climate change mitigation in supporting their own growth, but mangroves also play a role in reducing the amount of carbon dioxide (CO₂) released into the atmosphere. The photosynthesis process in mangroves allows these trees to absorb CO₂ from the atmosphere and convert it into biomass. The absorbed carbon is then stored in the stems, leaves and roots of the mangrove, and most of this carbon is trapped in the sediment around the root system, creating effective long-term carbon storage [21]. Mangroves not only mitigate carbon emissions, but also act as carbon reservoirs capable of storing carbon for centuries.

4. CONCLUSION

The carbon content in mangrove leaves ranges from 0.9–0.11 tonnes/ha, with a carbon absorption capacity ranging from 0.33–0.42 tonnes/ha. The carbon content in the roots ranges from 0.44–0.72 tons/ha with an absorption capacity of 1.60–2.64 tons/ha. The carbon content in the sediment ranges from 8.66–156.83 tonnes/ha with an absorption capacity of 31.79–575.55 tonnes/ha. Mangrove stand biomass ranges from 232.41–238.83 tonnes/ha. The carbon content in mangrove stands reaches 109.23–180.87 tonnes/ha, with carbon uptake reaching 400.89–663.80 tonnes/ha. The results showed differences in carbon content at each observation station, where there were significant differences between Station 1 and Station 2, as well as between Station 2 and Station 3. Between Station 1 and Station 3 there were no significant differences.

REFERENCI

1. Manikasari GP, Mahayani NPD. The Role of Mangrove Forests as Biofilters in Controlling Pb and Cu Pollutants in the Donan River Mangrove Forest, Cilacap, Central Java. *J Nas TeknolTerap*. 2018. 2(2):105–117.<https://doi.org/10.22146/jntt.42721>
2. Sulochanan B, Ratheesh L, Veena S, Padua S, Prema D, Rohit P, Kaladharan P, Kripa V. Water and sediment quality parameters of the restored mangrove ecosystem of Gurupura River and natural mangrove ecosystem of Shambhavi River in Dakshina Kannada, India. *Mar Pollut Bull*. 2022. 176:113450.[DOI: 10.1016/j.marpolbul.2022.113450](https://doi.org/10.1016/j.marpolbul.2022.113450)
3. Husain P, Al Idrus A, Ihsan MS. The ecosystem services of mangroves for sustainable coastal area and marine fauna in Lombok, Indonesia: A review. *J InovPendidik dan Sains*. 2020.1(1):1–7.<https://ejournal.unwmataram.ac.id/index.php/JIPS/article/view/223>
4. Oracion JHM, Paalan RB, Canja JDD, Sumondong KLP. Community Structure of Resident and Migratory Bird Species in Talabong Mangrove Forest, Bais City, Negros Oriental, Philippines. *Philipp J Sci*. 2022.151 (2): 727-738 https://philjournalsci.dost.gov.ph/images/pdf/pjs_pdf/vol151no2/community_structure_of_resident_and_migratory_bird_species.pdf
5. Putra W, Syukur A, Santoso D. Diversity and distribution patterns of molluscs (gastropods and bivalves) associated with mangrove ecosystems on the South Coast of East Lombok. *J Sains TeknolLingkungan*. Special Issue: 2021. 223–242.[DOI: https://doi.org/10.29303/jstl.v0i0.274](https://doi.org/10.29303/jstl.v0i0.274)
6. Latuconsina H. *Ekologi Ikan PerairanTropis: BiodiversitasAdaptasiAncaman dan Pengelolaannya*. 2021.UGM PRESS.<https://ugmpress.ugm.ac.id/en/product/perikanan/ekologi-ikan-perairan-tropis-biodiversitas-adaptasi-ancaman-dan-pengelolaannya>

7. Sulistyorini IS, Edwin M, Imanuddin I. Estimation of Organic Soil Carbon Stock in Mangroves in Kaba Bay and Estuary of Pandan Bay, Kutai National Park. *Agrifor J Ilmu Pertan dan Kehutan*. 2020. 19(2):293–302. <http://ejurnal.untag-smd.ac.id/index.php/AG/article/view/4771>
8. Melati DN. Mangrove Ecosystem and Climate Change Mitigation: A Literature Review. *J Sains dan TeknolMitigasiBencana*. 2021. 16(1):1–8.
9. Murdiyarso D, Purbopuspito J, Kauffman JB, Warren MW, Sasmito SD, Donato DC, Manuri S, Krisnawati H, Taberima S, Kurnianto S. The potential of Indonesian mangrove forests for global climate change mitigation. *Nat Clim Chang*. 2015. 5(12):1089–1092. <https://www.nature.com/articles/nclimate2734>
10. Matatula J, Wirabuana PYAP, Yasin EHE, Mulyana B. Species Composition and Carbon Stock of Rehabilitated Mangrove Forest in Kupang District, East Nusa Tenggara, Indonesia. *Environ Res Eng Manag*. 2023. 79(3):24–34. [doi:10.5755/j01.erem.79.3.33123](https://doi.org/10.5755/j01.erem.79.3.33123).
11. Tidore F, Rumengan A, Sondak CFA, Mangindaan REP, Runtuwene HCC, Pratasik SB. Estimated Carbon Content (C) in Mangrove Leaf Litter in Lansa Village, Wori District, North Minahasa Regency. *J Pesisir dan Laut Trop*. 2018. 2(1).
12. Kindangen G, Sondak C, Kumampung DRH. Estimasi Kandungan Karbon BiomassaPneumatofor *Avicennia marina*. *J Pesisir Dan Laut Trop*. 2021. 9(3):141. [doi:10.35800/jplt.9.3.2021.38167](https://doi.org/10.35800/jplt.9.3.2021.38167).
13. Indrayani E, Kalor JD, Warpur M, Hamuna B. Using Allometric Equations to Estimate Mangrove Biomass and Carbon Stock in Demta Bay, Papua Province, Indonesia. *J Ecol Eng*. 2021. 22(5):263–271. [doi:10.12911/22998993/135945](https://doi.org/10.12911/22998993/135945).
14. Hidayati JR, Alviana D, Anggraini R, Karlina I, Febriansyah P, Fajri M, Lestari F, Apdillah D, Syakti AD, Sihite D. Estimation of Potential Carbon Stocks in Mangrove Ecosystems in the Riau Islands. In: *BIO Web of Conferences*. 2023. Volume70. p. 1–10.
15. Diana R, Kiswanto K, Hardi EH, Palupi NP, Susmiyati RH, Jaslin J, Matius P, Syahrudin S, Karyati K. Soil carbon stock in different of mangrove ecosystem in Mahakam Delta, East Kalimantan, Indonesia. *E3S Web Conf*. 2023. 373:1–7. [doi:10.1051/e3sconf/202337302003](https://doi.org/10.1051/e3sconf/202337302003).
16. Alongi DM. Carbon cycling and storage in mangrove forests. *Ann Rev Mar Sci*. 2014. 6:195–219. [doi:10.1146/annurev-marine-010213-135020](https://doi.org/10.1146/annurev-marine-010213-135020).
17. Mustofa A. Nitrate and phosphate content as a factor in the fertility level of coastal waters. *J Disprotek*. 2015. 6(1).
18. Santrum MJ, Tokan MK, Imakulata MM. Estimated leaf area index and net photosynthesis of mangrove forest canopy in Salupu Beach, West Kupang District, Kupang Regency. *Haumeni J Educ*. 2021.1(2):38–43. [DOI: https://doi.org/10.35508/haumeni.v1i2.5402](https://doi.org/10.35508/haumeni.v1i2.5402)
19. Putri AA, Akbar AA, Romiyanto R, Jati DR, Saziati O. West Kalimantan Coastal Blue Carbon Potential. *Bul Oseanografi Mar*. 2023.12(3):313–324. <https://doi.org/10.14710/buloma.v12i3.52009>
20. Kauffman JB, Heider C, Cole TG, Dwire KA, Donato DC. Ecosystem carbon stocks of Micronesian mangrove forests. *Wetlands*. 2011. 31:343–352. [DOI:10.1007/s13157-011-0148-9](https://doi.org/10.1007/s13157-011-0148-9)
21. Tahir I, Mantiri DMH, Rumengan AP, Muhammad A, Ismail F, Paembonan RE, Najamuddin N, Akbar N, Inayah I, Wibowo ES. Sediment carbon stores under stands of natural mangrove species and rehabilitated mangroves. *J IlmuKelautKepul*. 2023. 6(1). <https://ejournal.unkhair.ac.id/index.php/kelautan/article/view/6517>

22. Kauffman JB, Donato DC. Protocols for the measurement, monitoring and reporting of structure, biomass and carbon stocks in mangrove forests. 2012. Working Paper 86 Report No.: 86. Bogor Indonesia.
https://www.cifor-icraf.org/publications/pdf_files/WPapers/WP86CIFOR.pdf
23. Kauffman JB, Adame MF, Arifanti VB, Schile Beers LM, Bernardino AF, Bhomia RK, Donato DC, Feller IC, Ferreira TO, Jesus Garcia M del C. Total ecosystem carbon stocks of mangroves across broad global environmental and physical gradients. *EcolMonogr.* 2020. 90(2):e01405.<https://doi.org/10.1002/ecm.1405>
24. Wahyuda A, Lubis FES, Nasution LF, Nurliana M, Karina SiT, Tanjung IF, Anas N, Adlini MN, Jayanti UNAD, Khairuna K. Normalization of Mangrove Ecosystems for Economic Empowerment of Coastal Communities. 2022. Edisi Pert. Padang: Pena Baswara Publisher
25. Dinilhuda A, Akbar AA, Jumiati J. The role of mangrove ecosystems in mitigating global warming. *J Tek Sipil.* 2018.18(2):191–198.DOI: <http://dx.doi.org/10.26418/jtst.v18i2.31233>