

Energy analysis of the Mechanized System used for Khoa Production

Abstract

Significant portion of the total milk production of India has been utilized for the manufacture of the Traditional Indian Dairy Products (TIDP). Khoa based products were traditionally produced in the Indian sub-continent since ancient times. Khoa produced by the mechanized methods can overcome the demerits of traditional manufacturing methods like insufficient use of energy, poor hygiene and sanitation, non-uniform product quality, etc. Steam jacketed open type hemispherical kettle equipped with spring loaded Teflon edged scraper blade assembly for mechanized production of khoa. A standardized mixed milk having $(6.0 \pm 0.1\%)$ fat and $(9.0 \pm 0.2\%)$ SNF, was evaporated using a batch type vacuum pan. A batch size of 10 kg of concentrated milk was kept constant during the study. The performance of the mechanized manufacture of khoa was evaluated at different steam pressures ($P_1 = 98.06$ kPa, $P_2 = 147.1$ kPa, $P_3 = 171.61$ kPa), scraper speed ($R_1 = 40$ rpm), and different level of milk concentration ($C_1 = 35$ %TS, $C_2 = 40$ %TS, $C_3 = 45$ %TS) for first stage. During the second stage, effect of operating variables on process mechanization were evaluated at different steam pressures ($S_1 = 49.03$ kPa and $S_2 = 78.45$ kPa) and scraper speed ($R_2 = 20$ rpm). The heat transfer behaviour of the mechanized system like the rate of evaporation and the overall heat transfer coefficients (U-values) of the mechanized system obtained at various processing parameters ranged from 156.87 to 234.16 W/m²K during khoa manufacturing. The mean U-values of sensible heating and latent heating were increased with an increase in steam pressure during khoa making in the mechanized system. The treatment $C_1 P_1 S_2$ gave the highest U-values for sensible and latent heating. The mean value of specific steam consumption (kg steam/kg water evaporated) under different operating conditions during manufacturing of khoa was 1.676. While, the average value of specific steam consumption for the optimized operating conditions was 1.950 (kg steam/kg water evaporated) for manufacture of khoa in mechanized system. The total heat losses of mechanized system during manufacture of khoa was 17.15 to 28.02 % at different operating conditions studied. The mean values of electrical power consumption ranged from 141 to 203 Wh under different operating conditions.

Key Words: Process Mechanization for the Khoa production, Energy Analysis of Mechanized system for the TIDPs, Thermal performance of the hemispherical SSHE

INTRODUCTION

Renowned for its vast dairy potential, India is the world's largest milk producer, contributing 24.64% of global milk production in the year 2021-22. The milk production of India has registered a 58% increase during the last nine years and reached 230.58 MT in the year 2022-23 with a CAGR of 5.85%. India's Export of Dairy products was 67,572.99 MT to the world worth \$284.65 Mn during the year 2022-23 (Invest India, 2023). The market for Indian dairy industry is expected to reach a value of INR 25,491 Billion by 2025, exhibiting a compound annual growth rate (CAGR) of around 16% during 2020-2025 (IMARC, 2020). At present, nearly 81.1% of the Indian dairy and milk processing market is a part of the unorganized sector, which produces milk in unhygienic environments (Businesswire, 2019).

The milk utilization pattern revealed that about 50-55 % of the total milk produced in India is converted into traditional milk products, which is mainly confined to the cottage scale in the unorganized sector (Dodeja, 2014; Patel and Bhadania, 2015; Bandyopadhyay *et al.*, 2006). Since time immemorial, traditional milk products have been an indispensable part of the social and cultural life of India and have great economic importance. Thus, traditional Indian dairy products represent the most prolific segment of the Indian dairy industry.

About 5.5 % of milk produced in India is utilized for the *khoa* production which is a heat desiccated milk product having 65 to 70 % total solids. (Chatterjee and Acharya, 1987). *Khoa* occupies a pivotal position amongst traditional Indian dairy products as it forms the base material for various sweetmeats such as *peda*, *kalakand*, *burfi*, *gulabjamun*, etc. In India, about 600000 tons of *khoa* is being produced annually by utilizing 7 % of the total milk produced in the country (Aneja and Puri, 1997; Kumar *et al.*, 2010) valued at ₹ 18, 000 million (Varadrajan, 1997). According to Tambekar *et al.* (2004), the small-scale scattered production, poor quality of milk and unhygienic practices followed during production, handling and storage of *khoa* results in poor shelf life. To overcome these disadvantages, attempts have been made to automate the process to develop batch, semi-continuous, and continuous equipment for manufacturing Traditional Dairy products on large commercial scale (Velpula, 2018). Looking at the demand and profitability, many organized dairy plants have entered in the business of traditional dairy products adopting improved technology and mechanization in the manufacture of such products. Mechanization of the TIDP is a need of the day, but adaptation of such mechanised system is still limited due to some constraints like, lack of scientific data, unavailability of heat and mass transfer behaviour, inadequate thermal analysis data, etc.

Performance evaluation of the mechanised system is a very important aspect as it helps to scale up the existing operation, design of new equipment, fabrication of the equipment, energy requirements of the system, operating cost analysis of the set-up and profitability. Keeping all these points in mind in the present work the performance evaluation of the developed mechanised production system was carried out.

2. MATERIAL AND METHODS

Raw fresh mix milk having 6% fat and 9% SNF was procured and collected in clean and dry aluminum cans and kept at refrigeration temperature. The milk samples for chemical analysis were prepared as per the method described in the BIS Handbook (BIS: Part XI, 1981). Various platform tests and compositional analysis were done by following the BIS Handbook.

2.1 Experimental Set Up for Mechanized Production of *Khoa*


Scraped Surface Heat Exchangers (SSHEs) are widely used in the food industries for better heat transfer, crystallization, freezing and other continuous processes. It was highly recommended for the viscous, sticky and particulate matter containing products like *khoa*. The steam jacketed hemi spherical kettle, made from AISI 304 stainless steel, having a volumetric capacity of 50 liter, was provided with all accessories and mountings like steam pressure gauge, air release valve, safety valve, steam regulating valve, steam trap, warm and warm wheel mechanism for unloading of hot processed product and lid for covering the kettle. The unit also consisted of a specially designed scraper assembly to avoid burning of the product and to give the desired texture with a higher heat transfer rate. Scrapers assembly

was also provided with a Variable Frequency Drive (VFD) to have variations of speed in the range of 1 to 50 rpm to get the desired rheological attributes of the product. Electricity connection for the operation of scraper assemblies was made through a three-phase energy meter and a direct-on-line starter. The design specifications of the steam kettle used are given in table 1.

Table 1 Specification of mechanized system

Sr. No.	Particulars	Specifications
1.	Material of construction	Stainless Steel AISI 304
2.	Thermal conductivity of SS AISI 304	16.2 W/m K
3.	Outer diameter of the inner shell	0.500 m
4.	Inner diameter of the outer shell	0.505 m
5.	Thickness of the inner shell	0.005 m
6.	Height of the inner shell (hemisphere + cylinder)	0.450 m
7.	Volume of kettle	50 liter
8.	Effective area of heat transfer of optimum condition	0.3925 m ²
9.	Material of steam jacket	Stainless Steel AISI 304
10.	Thickness of steam jacket (middle shell)	0.003 m

The jacketed kettle used for the manufacture of *khoa* for experimental trials required electrical energy for the operation of three phase induction motor which was driving scraper assembly. The steam generated from the IBR boiler was supplied to the installed mechanized system. Three-phase A.C. power supply was provided to the motor of the scraper drive through power analyzer. The photographs of the mechanized system are shown in plate 1 and 2.



2.2 Optimization of the process for Mechanized Production of *Khoa*

During *khoa* production, water from the milk evaporated and concentrated mass converted into semi solid paste like consistency due to heat induced changes. The milk was converted in dough like consistency known as the pat formation stage. After the pat formation stage, the heating and agitation were controlled by reducing steam pressure and increasing agitator speed. The product leaving the heating surface gives indication of end of operation. A semi solid mass having more than 60% TS was considered as final product.

The basic need for mechanized *khoa* production is to optimize the operating variable associated with *khoa* production. The *khoa* was prepared by various operating variables at different levels like the concentration of mixed milk (35%, 40%, and 45% TS), steam

pressure (98.06, 147.1, and 171.61kPa), scraper speed (0.67 rps), steam pressure after pat formation (49.03 and 78.45 kPa) and scraper speed (0.33 rps) after pat formation. Optimization of process variables for the mechanized system is essential for better control of khoa's desired colour, flavour, body and texture at various production stages which were evaluated by the BIS scorecard for sensory attributes. Results of the sensory attributes of *khoa* prepared from such operating variables were analyzed by statistical tools and considered for selecting the optimized parameters. The process flowchart for the manufacture of *khoa* by optimized parameters is shown in Figure No.1.

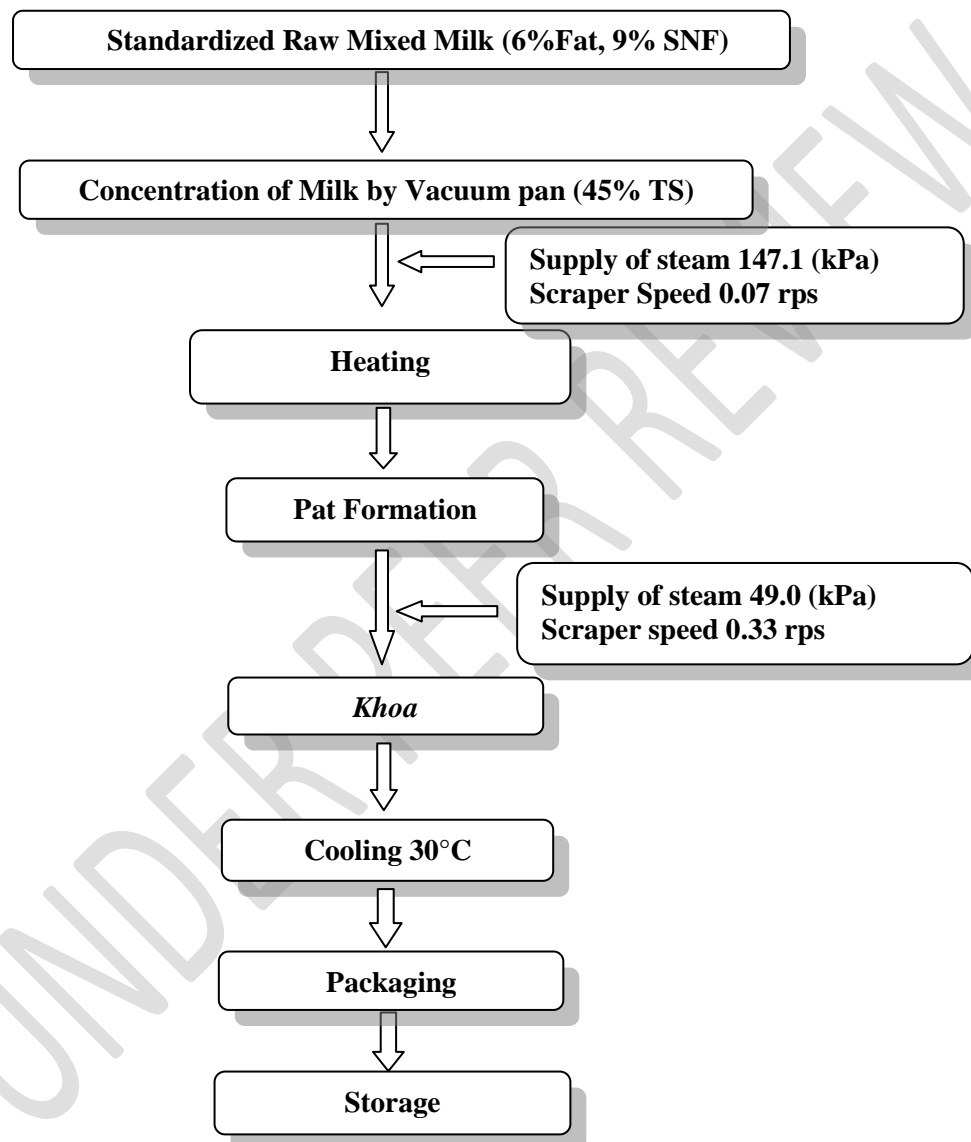


Fig. 1 Standardized Process for the mechanized production of *khoa* (Patel *et al*, 2024)

2.3 Measurement of Operating Variables

Performance evaluation of the mechanized system is a very complex procedure and it requires numerous data during various production stages. The temperature was measured with a digital temperature indicator (Model- 441E, Century make, Chandigarh) having RTD

sensors (Pt100). The steam consumption of the developed system of *khoa* making was estimated by measuring the quantity of condensate coming out from the steam trap of the jacket. The electrical energy consumption (input voltage, current and power) of the SSHEs was measured by a power analyzer (MICO, 3 phase 4-wire power analyzer, 440 V) and an energy meter installed in the electrical circuit. The scraper speed was confirmed by digital tachometer (ASAHI, Nagasima Keiki, Japan) and for low speed, visual counting was carried out. The rate of evaporation was calculated by TS difference and mass balance. Thermal heat supplied and electrical power required to operate a mechanized system were measured using data collected during different experimental trials.

2.4 Heat Transfer Evaluation of Steam Jacketed Kettle

2.4.1 Sensible Heat Transfer

Sensible heat required for milk,

$$Q_{sm} = m_m \times C_m \times (t_2 - t_1) \dots\dots\dots (1)$$

Where,

Q_{sm} = Sensible heat of milk, kJ

m_m = mass of the milk, kg

C_m = specific heat of milk, kJ/kg K

t_1 = initial temperature of milk, °C

t_2 = final temperature of evaporation, °C

Therefore, total sensible heat required,

$$Q_s = Q_{sm} \dots\dots\dots (2)$$

2.4.2 Latent Heat Transfer

The latent heat transfer during the process was calculated using the following equation.

$$Q_l = E \times L \dots\dots\dots (3)$$

Where,

Q_l = Latent heat, kJ

E = total evaporation of water, kg/batch

L = latent heat of evaporation, kJ/kg

As the evaporation takes place at atmospheric pressure, the latent heat of evaporation at atmospheric pressure was taken as latent heat of evaporation (L), which is 2257 kJ/kg.

2.4.3 Determination of Overall Heat Transfer Co-Efficient

According to Fourier's heat flow equation,

$$Q_s + Q_l = U \times A \times (T_s - T_p) \dots\dots\dots (3.4)$$

Where, U = Overall heat transfer co-efficient, W/m²K

A = Effective heat transfer area of the SSHE, m²

T_s = Temperature of steam corresponding to steam pressure, °C

T_p = Temperature of the product, °C

2.5 Energy Analysis of Steam Jacketed Kettle

Steam is supplied in the jacket through a steam valve and the condensate leaving the steam trap of the SSHE was measured. Fig.2 shows a block diagram of the SSHE indicating input heat energy as well as energy leaving the SSHE to carry out energy analysis.

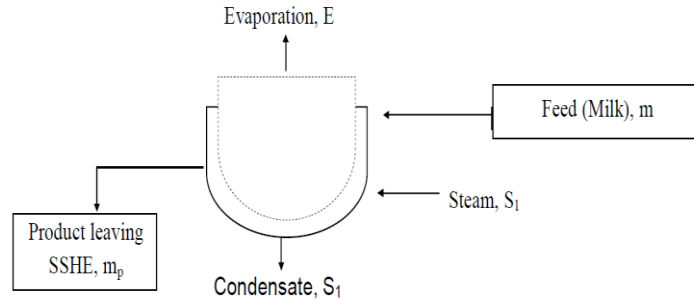


Fig. 2 Block diagram of jacketed kettle with input and output energies

The heat balance equation for the mechanized system is as under.

Rate of heat energy input = Rate of heat energy leaving the SSHE + Losses

Heat energy with the feed materials	+	Heat energy of Steam	=	Heat energy of condensate	+	Heat energy of evaporated water	+	Energy going with the product	+	Energy losses
--	---	-------------------------------	---	------------------------------------	---	--	---	--	---	------------------

$$(m \times C_p \times T_i) + S_1(h_s + X \times h_l) = (S_1 \times C_{pc} \times T_{s1}) + (E + H_v) + (m_p \times C_{pp} \times t_1) + E_l$$

Where,

- M = mass of each material, kg
- C_p = specific heat of each material, kJ/kg K
- T_i = Initial temperature of each feed material, °C
- h_s = sensible heat of steam, kJ/kg K
- x = dryness fraction of steam
- h_l = latent heat of steam, kJ/kg
- C_{pc} = specific heat of condensate, kJ/kg K
- S₁ = quantity of steam used, kg/h
- T_{s1} = saturation temperature of condensate, °C
- E = evaporation rate of water, kg/h
- E_l = energy loss, kJ/h
- H_v = enthalpy of evaporated water, kJ/kg
- m_p = mass of the product leaving the SSHE, kg
- C_{pp} = specific heat of the product, kJ/kg k
- t₁ = temperature of the product leaving the SSHE, °C

2.5 Statistical Analysis of the Experimental Data

The rate of heat transfer, energy input, heat losses etc. were determined during the operation of the steam jacketed kettle by using heat transfer equations. The data obtained during the investigation were subjected to statistical analysis using a completely randomized design (CRD) a factorial completely randomized design (FCRD) (Steel and Torrie, 1980).

3.0 RESULTS AND DISCUSSION

3.1 Optimization of Processing Parameters for Mechanized Production of *Khoa*

Table 2 Optimization of operating parameters for mechanized production of *khoa* based on sensory attributes (batch size-10 kg)

% Concentration	Batch (kg)	Pressure (kPa)	Pressure After Pat formation (kPa)	Scraper speed before pat formation (rps)	Scraper speed after pat formation (rps)	Sensory Evaluation score			
						Flavour (45)	Body & Texture (35)	Colour & Appearance (15)	Total score (100)*
45%TS	10	147.1 (kPa)	49.03 (kPa)	0.67	0.33	44.05± 0.34	33.83±0. 33	14.33±0. 17	97.22±0.7 2

* Total score includes score of 5.0 for package (Patel *et al*, 2024)

3.2 Heat Transfer Performance, Energy Analysis of Mechanized System

To design the equipment and to generate data for optimizing the operating conditions of the machine, the study of heat transfer is the most essential aspect. The heat transfer behaviour of the system is influenced by several factors such as operating parameters, characteristics of the product, type of metal of the kettle, the thickness of the kettle, etc. Generally, steam kettle having the hemispherical design, but with flat bottom and shallow design is recommended for typical traditional dairy products.

Table 3 Rate of water evaporation during *khoa* manufacturing in mechanized system

Milk Concentration, %TS	Steam pressure, P (kPa)	Steam pressure after pat formation, S (kPa)	Rate of evaporation (kg/h)	Batch Time (min.)	Yield* of <i>khoa</i> (kg)
35%	98.06	49.03	4.48	65	5.15
		78.45	5.02	58	5.15
	147.10	49.03	4.70	62	5.15
		78.45	4.85	60	5.15
	171.61	49.03	4.85	60	5.15
		78.45	5.29	55	5.15
40%	98.060	49.03	3.92	63	5.88
		78.45	4.49	55	5.88
	147.10	49.03	4.19	59	5.88
		78.45	4.33	57	5.88
	171.61	49.03	4.49	55	5.88
		78.45	4.94	50	5.88
45%	98.060	49.03	3.38	60	6.62
		78.45	3.83	53	6.62
	147.10	49.03	3.69	55	6.62
		78.45	3.83	53	6.62
	171.61	49.03	4.06	50	6.62
		78.45	4.51	45	6.62

Each observation is mean of three replicate experiments (n=3) *For Batch Size: 10 kg

Table 4 Effect of Processing Parameters on the Rate of Evaporation through Latent Heat during Pre-Pat Formation Stage

Milk Concentration %TS	Steam pressure P (kPa)	Batch Time (min.)	Rate of evaporation (kg/h)	Yield of <i>khoa</i> (kg)
35%	98.060	39	6.70	5.65

	147.1	37	7.06	5.65
	171.61	36	7.26	5.65
	98.060	37	5.75	6.45
40%	147.10	35	6.08	6.45
	171.61	32	6.65	6.45
	98.060	34	4.84	7.26
45%	147.10	31	5.31	7.26
	171.61	30	5.48	7.26

Each observation is mean of three replicate experiments (n=3)

Table 5 Effect of operating parameters on the rate of evaporation during mechanized production of *khoa* at Post-pat formation stage

Milk Concentration %TS	Steam pressure P (kPa)	Steam Pressure After Pat formation S (kPa)	Batch Time (min.)	Rate of evaporation (kg/h)	U value (W/m ² K)
35%	98.060	49.03	23	1.78	165.42
		78.45	21	1.92	162.57
	147.1	49.03	20	2.00	161.72
		78.45	19	2.10	161.01
	171.61	49.03	18	2.20	159.72
		78.45	16	2.43	156.87
40%	98.060	49.03	20	2.33	202.02
		78.45	19	2.41	198.95
	147.10	49.03	18	2.53	197.47
		78.45	16	2.82	195.89
	171.61	49.03	15	2.96	192.83
		78.45	13	3.50	197.47
45%	98.060	49.03	17	2.87	211.20
		78.45	15	3.29	162.68
	147.10	49.03	14	3.58	165.00
		78.45	13	3.94	234.15
	171.61	49.03	12	4.24	220.38
		78.45	10	5.01	217.32

3.3 Evaluation of Energy Requirement of the Mechanized System for *Khoa* Production

3.3.1 Thermal energy requirement

The study of steam consumption is one of the significant aspects affecting the economy of the product. The steam consumption was determined and it was correlated with the rate of evaporation in the mechanized kettle under various operating conditions.

Table 6 Effect of various processing conditions on steam consumption during mechanized manufacturing of *khoa*

Milk Concentration %TS	Steam pressure P (kPa)	Steam Pressure After Pat formation S (kPa)	Rate of evaporation (kg/h)	Steam consumption, kg/h	Specific steam consumption, kg steam/kg water evaporated
	98.060	49.03	4.48	7.39	1.674
		78.45	5.02	8.29	1.693

35%	147.10	49.03	4.70	7.75	1.661
		78.45	4.85	8.01	1.669
	171.61	49.03	4.85	8.00	1.648
		78.45	5.29	8.74	1.681
40%	98.060	49.03	3.92	6.47	1.683
		78.45	4.49	7.41	1.670
	147.10	49.03	4.19	6.91	1.672
		78.45	4.33	7.15	1.684
	171.61	49.03	4.49	7.41	1.670
		78.45	4.94	8.15	1.680
45%	98.060	49.03	3.38	5.58	1.715
		78.45	3.83	6.32	1.698
	147.10	49.03	3.69	6.09	1.653
		78.45	3.83	6.32	1.671
	171.61	49.03	4.06	6.70	1.675
		78.45	4.51	7.44	1.685

Each observation is average of three replications

3.3.2 Electrical power consumption of the mechanized system for preparation of *khoa* under different operating conditions

The electrical energy is required to operate the scraper assembly of the mechanized kettle. The power requirement is associated with several factors like properties of the material being handled, scraper speed, number of blades, the weight of the scraper assembly, the tension of the spring, etc. The values of electrical power consumption of the mechanized system during *khoa* making are given in Table 7.

Table 7 Electrical power consumption of the mechanized system for preparation of *Khoa*

Milk Concentration C (%TS)	Steam pressure, P (kPa)	Steam pressure after pat formation, S (kPa)	Rate of evaporation (kg/h)	Batch Time (min.)	Electrical power consumption (Wh)
35%	98.060	49.03	4.48	65	203
		78.45	5.02	58	181
	147.10	49.03	4.70	62	194
		78.45	4.85	60	188
	171.61	49.03	4.85	60	188
		78.45	5.29	55	172
40%	98.060	49.03	3.92	63	197
		78.45	4.49	55	174
	147.10	49.03	4.19	59	184
		78.45	4.33	57	178
	171.61	49.03	4.49	55	172
		78.45	4.94	50	156
45%	98.060	49.03	3.38	60	188
		78.45	3.83	53	166
	147.10	49.03	3.69	55	172
		78.45	3.83	53	166
	171.61	49.03	4.06	50	156
		78.45	4.51	45	141

Each observation is average of three replications

3.4 Heat Utilization and Losses

Table 8 Heat energy input, output and losses during manufacture of *Khoa* under optimized condition

Milk Concentration (%TS)	Steam pressure, P (kPa)	Steam pressure after pat formation, S (kPa)	Heat energy of feed (kJ/h)	Heat energy of steam (kJ/h)	Heat energy of condensate, (kJ/h)	Heat energy of evaporated water, (kJ/h)	Heat energy of product, (kJ/h)	Energy losses, (kJ)	Energy losses, (%)
35%	98.060	49.03	1831.5	18464.42	2417.42	11987.51	739.54	5151.5	27.90
		78.45	1831.5	20926.34	2739.74	13434.28	828.79	5755.0	27.50
	147.10	49.03	1831.5	19060.84	2612.06	12567.55	805.53	4907.2	25.74
		78.45	1831.5	19793.95	2712.53	12986.47	832.38	5094.0	25.74
	171.61	49.03	1831.5	19909.77	2780.34	12986.47	853.19	5121.3	25.72
		78.45	1831.5	19663.97	2746.02	14167.06	853.19	3729.2	18.96
40%	98.060	49.03	1765.5	16248.69	2127.33	10494.12	872.02	4520.7	27.82
		78.45	1765.5	18464.42	2417.42	120249.03	998.86	4793.1	25.96
	147.10	49.03	1765.5	17105.89	2344.16	11205.58	967.42	4354.2	25.45
		78.45	1765.5	17838.99	2444.62	11598.76	1001.36	4559.7	25.56
	171.61	49.03	1765.5	17943.37	2505.74	120249.03	1026.40	4156.2	23.16
		78.45	1765.5	18434.97	2574.39	13222.59	1063.72	3339.7	18.12
45%	98.060	49.03	1694.0	14279.15	1869.47	9051.176	1030.07	4022.4	28.17
		78.45	1694.0	16002.50	2095.09	10246.61	1166.12	4188.7	26.18
	147.10	49.03	1694.0	14906.56	2042.77	9874.011	1167.50	3516.3	23.59
		78.45	1694.0	15639.67	2143.23	10246.61	1211.55	3732.3	23.86
	171.61	49.03	1694.0	15731.17	2196.81	10861.41	1241.84	3125.1	19.87
		78.45	1694.0	16714.37	2334.11	12068.24	1316.35	2689.7	16.09

Each observation is average of three replications

4. CONCLUSION

The performance of the mechanized system was evaluated during manufacture of *khoa* at different steam pressures, scraper speeds and different level of milk concentration (for the first stage and second stage). The U-values obtained during the study ranged from 156.87 to 234.16 W/m²K under various operating conditions. The treatment C₁ P₁ S₂ gave the highest U-values for sensible and latent heating. The heat utilization and heat losses involved during the manufacture of *khoa* were carried out using heat and mass balance equations. The mean values of specific steam consumption under different operating conditions of *khoa* manufacture was 1.67 (kg steam/kg water evaporated). The average value of specific steam consumption under optimized operating condition of *khoa* manufacture was 1.95 (kg steam/kg water evaporated). During manufacture of *khoa*, the total heat losses of the mechanized system were 16.09 to 28.17 % at different operating conditions. The electrical energy utilization analysis revealed that, the mean values of electrical power consumption ranged from 141.0 to 203.0 Wh under different operating conditions. The electric consumption was reduced owing to the installation of the VFD. The overall performance of the mechanized system was found satisfactory and is useful in commercializing the manufacture of indigenous dairy products.

5. REFERENCE

Aneja, R. P. And Puri, B. P. S. (1997). India's dairy riddle unraveled. In Dairy India 1997. Fifth Edition. Published by Gupta P.R., New Delhi. p. 386.

- Aneja, R. P. (2007). Traditional milk products at crossroads. Dairy India, 6th Edn, Dairy India Year Book, New Delhi, India. pp: 403-404.
- Bandyopadhyay, M., Mukharjee, R. S., Chakraborty, R. and Raychaudhari, U. (2006). A survey on formulations and process techniques of some special Indian traditional sweets and herbal sweets. *Indian Dairyman*, 58 (5), 23-35.
- Business wire. (2019). The Dairy & Milk Processing Market in India, 2018-2019 & 2023. March, 2019. Retrieved from <https://www.businesswire.com/news/home/20190322005336/en/Dairy-Milk-Processing-Market-India-2018-2019-2023>
- Chatterjee, A.K and Acharya, R. M. (1987). Dairy Industry In India : A Profile. Dairy India, Dodeja, A. K. (2014). Application of SSHE for mechanized production of Indian Dairy Products. Compendium of ICAR sponsored summer school on “Engineering interventions in processing and value addition of milk and milk products” organized by National Dairy Research Institutes, ICAR, Karnal, pp. 6-10.
- IMARC. (2020). Dairy Industry in India 2020 Edition. Retrieved from <https://www.imarcgroup.com/dairy-industry-in-india> date 13/03/2020 9:50am
- Indian Standard, IS: 5401, Part I (1969). Method for Coliform count of food stuffs. Indian Standards Institution, New Delhi.
- Indian Standard IS: 4883 (1980). Indian Standards specification for *Khoa*, Indian Standards Institution, New Delhi.
- Indian Standard (IS SP 18, 1981, Part XI) ISI Handbook of Food Analysis Part XI Dairy Products, Bureau of Indian Standards, New Delhi, India.
- Kumar, M, Prakash, O, Kasana, KS & Dabur, RS, (2010). Technological advancement in *khoa* making? *Indian Dairyman*, 62(1), pp 64-70.
- Patel, S. M. and Bhadania, A. G. (2015) Mechanized production of Traditional Indian Dairy Product: Present status, Opportunities and Challenges, Compendium of national seminar on “Indian Dairy Industry – Opportunities and Challenges” organized by SMC College of Dairy Science, Anand, pp 214-222.
- Tambekar, D. H. and S. A. Bhutada (2004) Studies on bacterial contamination of Pera, 45th Annual Conference of Association of Microbiologists, India. National Dairy Research Institute, Karnal pp 23-25.
- Varadrajan, T. R. (1997). Four P's of profitable dairying. In Dairy India, 1997. Fifth Edition. Published by Gupta P.R., New Delhi. p. 51.
- Velpula, S., Bhadania, A. G., Pinto, S. V., Aravind, T., & Umapathy, K. S. (2018). Sensory and Chemical Quality Changes during Storage of Bottle gourd Halwa: Research Article. *International Journal of Current Microbiology and Applied Sciences*, 7 (2), 3302-3310.