

## **Original Research Article**

# **Effect of Different Levels Of Control Release Fertilizers On Growth, Yield and Quality Of Red Okra (*Abelmoschus esculentus*)Var kashi lalima Under Prayagraj Agro-Climatic Condition.**

### **Abstract**

This study aimed to investigate the Effect of Different Levels of Control Release Fertilizer (CRF) on the growth, yield, and quality of red okra under Prayagraj agro-climatic conditions. Experiment was carried Out During the month of March To June 2021-22. In the Research Field of the Department Of Horticulture, SHUATS, Prayagraj. A randomized block design with three replicate and eight treatments were used, including a control using recommended dose of fertilizer (RDF). The results of the analysis of variance showed that the use of CRF had a significant effect on the growth, yield, and quality of red okra. Among the different levels of CRF used, treatment T7 (11g CRF/plant) performed the best in terms of growth parameters such as plant height and number of leaves. Treatment T2 (7g CRF/plant) was found to perform the best in terms of earliness parameters. Treatment T5 (9g CRF/plant) had the highest yield with 14.30 t/ha. Treatment T6 (10g CRF/plant) was found to be the best for quality parameters. The highest benefit-cost ratio was recorded in treatment T5 (9g CRF/plant) with a value of 4.7. Overall, these results suggest that the use of CRF can improve the growth, yield, and quality of red okra under Prayagraj agro-climatic conditions, and the optimal level of CRF application may vary depending on the specific parameter of interest.

Keywords: [Control Release Fertilizer, Red Okra, ANOVA, Randomized block design]

Comment [AS1]: State clearly the month and year

Comment [AS2]: The statistical analysis

Comment [AS3]: Change the words

## **Introduction**

Okra (*Abelmoschus esculentus* L. Moench) is an economically important vegetable crop that is

widely grown in tropical and subtropical regions of the world. It is a member of the Malvaceae family and is commonly referred to as bhindi, or ladies' fingers.

Comment [AS4]: In local language

Okra is a rich source of nutrients, including vitamins, minerals, and fiber, and has been shown to have several health benefits, such as reducing cholesterol levels, improving digestion, and boosting immunity (Liu *et al.*, 2017; Ray and Thakur, 2017).

However, the productivity of okra is often limited by various biotic and abiotic factors, including poor soil fertility. Fertilizer application is a common practice for enhancing soil fertility and improving crop yield. Conventionally, farmers use soluble fertilizers that are applied in one or two doses during the growing season. However, this method often results in high nutrient losses due to leaching, volatilization, and runoff, leading to reduced fertilizer use efficiency and environmental pollution (Sainju *et al.*, 2019).

Controlled release fertilizers (CRFs) are a type of fertilizer that are designed to slowly release plant nutrients over an extended period of time. They consist of a blend of nutrients and a polymer

coating, which controls the rate of nutrient release. The polymer coating can be designed to break down at different rates, depending on the specific needs of the plant and the growing conditions.

CRFs have several advantages over traditional fertilizers. They can reduce the frequency of fertilizer applications, which can save time and labor costs. They can also reduce the risk of over-fertilization, which can lead to environmental pollution and plant damage. Additionally, CRFs can improve nutrient uptake efficiency, leading to higher yields and improved crop quality. The use of CRFs has been studied in a variety of crops, including rice (Wang *et al.*, 2019), tomato (Yang *et al.*, 2020), maize (Huang *et al.*, 2017). Control release fertilizers (CRFs) have gained popularity as an alternative to conventional fertilizers due to their ability to supply nutrients gradually over an extended period of time. CRFs are coated with a semi-permeable membrane that controls the rate

Comment [AS5]: citation

of nutrient release, leading to better nutrient use efficiency and reduced environmental pollution **(Malik et al., 2018)**. The use of CRFs has been shown to improve crop yield and quality in several crops, including maize, rice, and tomato **(Huang et al., 2017; Wang et al., 2019; Yang et al., 2020)**.

Red okra is a popular variety of okra that is known for its deep red color and high nutritional value. It is rich in antioxidants, including anthocyanins, which have been shown to have several health benefits, such as reducing inflammation and improving cognitive function **(Grajeda-Iglesias et al., 2018)**. The effect of CRF application on the growth, yield, and quality of red okra has not been well studied, especially under different agro-climatic conditions.

Therefore, the present study aimed to investigate the effect of different levels of CRF on the growth, yield, and quality of red

okra under Prayagraj agro-climatic conditions. The results of this study could provide valuable information for red okra growers and contribute to the development of more sustainable and efficient fertilizer management practices.

## Materials and Methods

The experiment was conducted in the Vegetable Research Farm, Department of Horticulture, Naini Agricultural Institute, Sam Higginbottom University of Agriculture, Technology & Sciences, Prayagraj (UP) during 2022. The experiment was conducted on The experiment was conducted on Red Okra (*Abelmoschus esculentus*) Var. Kashi Lalima with seven treatment including control and three replication in Randomized Block Design. The result of the investigation concerning the effect of control release fertilizers on 7 treatments i.e T<sub>0</sub> Control (RDF, 100:50:50, N:P:K) T<sub>1</sub> Control Release Fertilizer(5grams/plant), T<sub>2</sub> (Control Release Fertilizer(6grams/plant), T<sub>3</sub>(Control Release Fertilizer(7grams/plant) T<sub>4</sub>(Control Release Fertilizer(8grams/plant) T<sub>5</sub> (Control Release Fertilizer(9grams/plant) T<sub>6</sub> (Control Release Fertilizer(10grams/plant) T<sub>7</sub> (Control Release Fertilizer(11grams/plant) per plant.

Composition of Control Release Fertilizer was (21:4:8 N:P:K) To find out the best performance in terms of growth, yield and quality.

## Statistical Analysis

The Data recorded throughout the course of investigation was subjected to Statistical analysis was done by using method of analysis of variance (ANOVA) for randomized block design (RBD) by Fischer and Yates (1963). Whenever 'F' test was found significant for comparing the means of two treatments, critical difference (C. D. at 5%) was worked.

## Result & Discussion

**Growth parameters:-** Data pertaining to growth parameters which are Plant height,(30 and,60 days) Number of Leaves(30and,60 Days) and Days taken for 50% flowering.

### Plant Height at 30 Days

There was a significant difference observed with the application of control release fertilizers on plant height at 30 days. The mean performance was recorded and

Formatted: Highlight

Comment [AS6]: in the year

Formatted: Highlight

Formatted: Highlight

Formatted: Highlight

stastically analyzed in table and represented. The maximum plant height was recorded in treatment T7 CRF (11 grams/plant) was used i.e 21.50cm at 30 days, followed by 19.42cm in treatment T5 CRF (9Grams/plant) and minimum in treatment T0(RDF) i.e 18.33cm.

#### **Plant Height at 60 Days**

There was a significant difference observed with the application of control release fertilizers on plant height at 60 days. The mean performance was recorded and statically analyzed in table and represented. The plant height maximum was recorded in treatment T7 CRF(11grams/plant) i.e 73.92cm followed by 66.83cm in T5 CRF (9grams/plant) and Minimum plant height was recorded in T0(RDF) i.e 42.42cm .

#### **Number of Leaves at 30 days**

There was a significant difference observed with the application of control release fertilizers on number of leaves at 30 days. The mean performance was recorded and statically analyzed in table

and represented. The maximum number of leaves was recorded in treatment T7 CRF(11grams/plant) i.e 8.20, followed by T5 CRF (9grams/plant)i.e 8.01. The minimum number of leaves was recorded at 30 days was in T0(RDF) i.e 6.37.

#### **Number Of Leaves at 60 Days**

There was a significant difference observed with the application of control release fertilizers on number of leaves at 60 days. The mean performance was recorded and statically analyzed in table and also graphically represented. The maximum number of leaves was recorded in treatment T7 CRF(11grams/plant) i.e 25.50, followed by T0(RDF) 23.33. The minimum number of leaves was recorded at 60 days was in T5 CRF (9grams/plant) i.e 16.92.

Study found that the application of CRF had a positive effect on the number of leaves of okra, which is similar to the findings of **Jia et al., (2018)** and **Chakraborty et al., (2016)** who reported an increase in the number of leaves per plant with

the increase in the application rate of CRFs in sweet pepper and cucumber, respectively.

### Days Taken For 50% Flowering

There was a significant difference observed with the application of control release fertilizers on Days taken for 50% flowering. The mean performance was recorded and statistically analyzed in table and also graphically represented.. The minimum of 43.50 days taken for 50% flowering in Treatment T1 and Maximum 46.00 days taken for 50% flowering treatment T3 followed by T5 i.e 45.75 days.

it can be concluded that the days taken for 50% flowering in okra can

be reduced by using controlled-release fertilizers. the exact number of days taken for 50% flowering may vary depending on factors such as the type and level of controlled-release fertilizer used, environmental conditions, and other factors.

Study is similar to the results of **Sharma *et al.* (2018)** and **Khan *et al.* (2019)**, as both studies investigated the effect of controlled-release fertilizers on the days taken for 50% flowering in okra. The findings of study, which showed that the days taken for 50% flowering ranged from 45.50 to 46.00 days, are consistent with the findings of these studies.

**Comment [AS7]:** the discussion should be compared with related studies

**Table 1. Effect of Controlled Release Fertilizer on Growth of Red Okra**

TREATMENT	Plant Height at 30 days	Plant Height at 60 days	N0. Of Leaves at 30 days	No. of Leaves t at 60 days	Days at 50% flowering
<b>T0</b> <b>RDF (100:50:50) N:P:K</b>	18.5	50.5	6.37	23.33	43.75
<b>T1</b> <b>5g. of Control Release Fertilizer/plant (24:4:8) NPK</b>	18.25	54	6.83	22.33	43.25
<b>T2</b> <b>6g of Control Release Fertilizer/plant (24:4:8) NPK</b>	18.25	64	6.84	20.92	43.75
<b>T3</b> <b>7g of Control Release Fertilizer/plant (24:4:8) NPK</b>	16.5	59.25	7.11	23.08	46
<b>T4</b> <b>8g of Control Release Fertilizer/plant (24:4:8) NPK</b>	15.25	41.75	7.35	19.08	43.5
<b>T5</b> <b>9g of Control Release Fertilizer/Plant (24:4:8) NPK</b>	18.75	67.25	8.01	16.92	45.75
<b>T6</b> <b>10g of Control Release Fertilizer/plant (24:4:8) NPK</b>	17.25	61.5	7.27	21.83	43.5
<b>T7</b> <b>11g of Control Release Fertilizer/plant (24:4:8) NPK</b>	20.75	74	8.20	25.50	44.25
<b>F-Test</b>	<b>S</b>	<b>S</b>	<b>S</b>	<b>S</b>	<b>S</b>
<b>SE.d (+)</b>	<b>0.75</b>	<b>1.77</b>	<b>0.33</b>	<b>0.60</b>	<b>0.34</b>
<b>C.D at 5%</b>	<b>1.62</b>	<b>3.81</b>	<b>0.71</b>	<b>1.28</b>	<b>0.72</b>
<b>C.V</b>	<b>5.02</b>	<b>3.69</b>	<b>5.61</b>	<b>3.38</b>	<b>0.94</b>

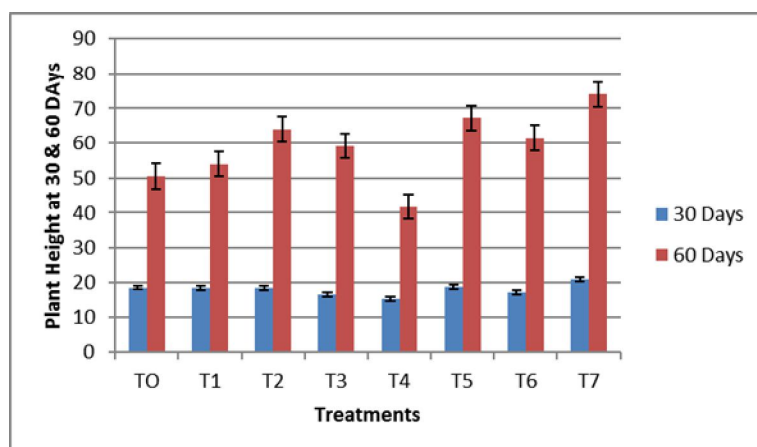


Fig 1. Effect of Controlled Release fertilizer on plant Height at 30 & 60 Days in red okra

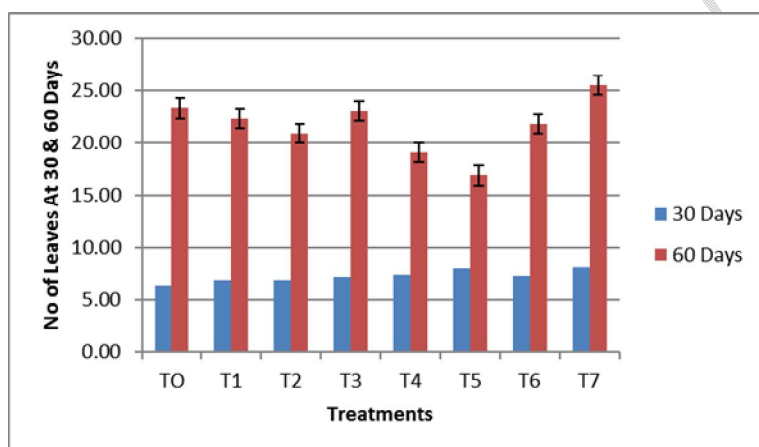


Fig 2. Effect of Controlled Release fertilizer on Number of leaves at 30 & 60 Days Red Okra

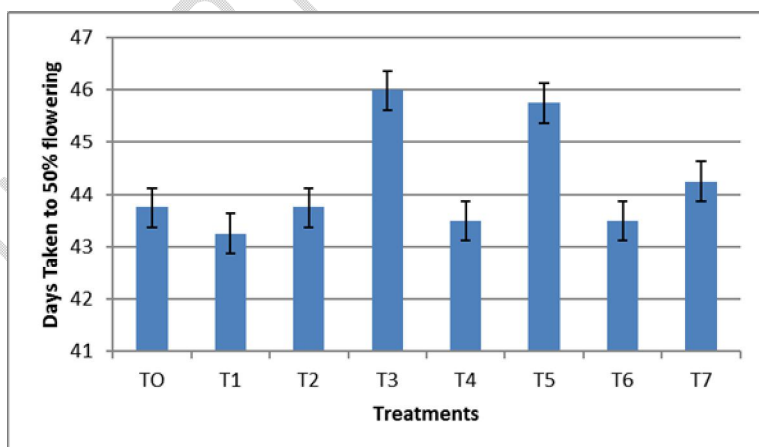


Fig 3. Effect of controlled release fertilizer For Days taken to 50% flowering in Red Okra

**Yield Parameter:-** Data pertaining to Yield parameters which are Number of fruits per plant, Fruit Yield Per plant, Fruit Yield Per plot, Fruit Yield Per Ha, Fruit Weight, Length, Diameter respectively.

#### **Number of fruits Per Plant.**

There was a significant difference observed with the application of control release fertilizers on Number of fruits per plant. The mean performance was recorded and statically analyzed in table and also graphically represented.. The maximum numbers of fruits was recorded in T5 i.e 18.50 fruits, Followed by T2 i.e 16.50 fruits and the minimum numbers of fruits was recorded in T0 i.e 12.75 per plant.

this increase in fruit yield due to the gradual release of nutrients from the CRF, which sustained plant growth and development over a longer period of time. Similar result was found by **Singh et al., (2021)** found that the use of controlled-release fertilizers (CRF) significantly increased the number of fruits per plant in okra.

Specifically, the treatment with the highest CRF rate resulted in a significantly higher number of fruits per plant compared to the control treatment.

#### **Fruit Yield Per Plant.(g)**

There was a significant difference observed with the application of control release fertilizers on Fruit Yield Per Plant. The mean performance was recorded and statically analyzed in table and also graphically represented. The maximum fruit yield per plot was recorded in treatment T5 i.e 178.74 g, followed by in Treatment T7 154.39g, and the minimum fruit yield per plot was recorded in T0 i.e 104.40g.

#### **Fruits Yield per plot (kg).**

There was a significant difference observed with the application of control release fertilizers on Fruit Yield Per Plot. The mean performance was recorded and statically analyzed in table and also graphically represented.. The maximum fruit yield per plot was recorded in treatment T5 i.e 2.11

kg, followed by T<sub>7</sub> 1.87 kg, and the minimum fruit yield per plot was recorded in T<sub>0</sub> i.e 1.21kg.

#### **Fruit Yield per hectare (t/ha).**

There was a significant difference observed with the application of control release fertilizers on Fruit Yield Per Hectare. The mean performance was recorded and stasticaly analyzed in table and also graphically represented.. The maximum fruit yield per hectare was recorded in treatment T<sub>5</sub> i.e 14.30t/ha, followed by T<sub>7</sub> 12.35 t/ha, and the minimum fruit yield per plot was recorded in T<sub>0</sub> i.e 8.35 t/ha

Controlled-release fertilizers release nutrients slowly and steadily over a longer period of time, which provides a continuous supply of nutrients to the plants. This ensures that the plants have access to the required nutrients throughout their growth cycle, which leads to better growth and higher yields

#### **Fruit Weight (g)**

There was a significant difference observed with the application of control release fertilizers on Fruit Weight(g) . The mean performance

was recorded and stasticaly analyzed in table and also graphically represented. The maximum Fruit weight was recorded in treatment T<sub>7</sub> i.e 9.88g followed by T<sub>3</sub> 9.75g and the minimum fruit weight was recorded in treatment T<sub>0</sub> 7.85g.

CRF could have resulted in better root development and improved nutrient uptake efficiency, which can lead to increased plant growth and yield. Moreover, the slow-release nature of CRF may also reduce nutrient losses due to leaching, volatilization or runoff, which can enhance nutrient use efficiency and ultimately lead to improved plant performance

#### **Fruit Length(cm)**

. There was a significant difference observed with the application of control release fertilizers on Fruit Length(cm) . The mean performance was recorded and stasticaly analyzed in table and also graphically represented. The maximum Fruit length was recorded in treatment T<sub>7</sub> i.e 10.47cm followed by T<sub>6</sub> 10.23cm

and the minimum fruit weight was recorded in treatment T<sub>0</sub> 8.62cm.. This result is similar to the study conducted by **Chen et al., (2017)** on cucumber found that the use of controlled release fertilizers increased fruit length compared to conventional fertilization. The difference in fruit length between the treatments could be attributed to the variations in nutrient uptake and translocation, as well as changes in plant hormonal balance induced by the different fertilization regimes.

#### **fruit diameter (cm)**

There was a significant difference observed with the application of control release fertilizers on Fruit Length(cm) . The mean performance was recorded and statistically analyzed in table and also graphically represented. The maximum Fruit diameter was recorded in treatment T<sub>6</sub> i.e 2.17 cm followed by T<sub>4</sub> 2.17cm and the minimum fruit diameter was recorded in treatment T<sub>0</sub> 1.53cm.

<b>Table 2. Effect of Controlled Release Fertilizer on Yield parameter</b>				
<b>TREATMENT</b>	<b>Number of fruits per plant</b>	<b>Fruit yield per plant (g)</b>	<b>Fruit yield per plot (kg)</b>	<b>Fruit yield per hectare (t/ha)</b>
<b>T0</b> <b>RDF (100:50:50) N:P:K</b>	12.75	104.40	1.208	8.35
<b>T1</b> <b>5g. of Controlled Release Fertilizer/plant (24:4:8) NPK</b>	13	112.71	1.365	9.01
<b>T2</b> <b>6g of Controlled Release Fertilizer/plant (24:4:8) NPK</b>	16.5	143.40	1.663	11.20
<b>T3</b> <b>7g of Controlled Release Fertilizer/plant (24:4:8) NPK</b>	15	142.35	1.755	11.38
<b>T4</b> <b>8g of Controlled Release Fertilizer/plant (24:4:8) NPK</b>	13.5	128.20	1.511	10.25
<b>T5</b> <b>9g of Controlled Release Fertilizer/plant (24:4:8) NPK</b>	18.5	178.74	2.109	14.30
<b>T6</b> <b>10g of Controlled Release Fertilizer/plant (24:4:8) NPK</b>	15.75	152.98	1.748	12.80
<b>T7</b> <b>11g of Controlled Release Fertilizer/plant (24:4:8) NPK</b>	15.75	154.39	1.867	13.10
<b>F-Test</b>	S	S	S	S
<b>SE.d (+)</b>	0.60	5.57	0.07	0.44
<b>C.D at 5%</b>	1.29	11.94	0.14	0.95
<b>C.V</b>	4.83	4.88	4.90	4.79

**Table 3. Effect of controlled release fertilizers on Yield parameters.**

TREATMENT	Fruit Length (cm)	Fruit Weight (g)	Fruit Diameter (cm)
T0 RDF (100:50:50) N:P:K	8.62	7.85	1.53
T1 5g. of Controlled Release Fertilizer/plant (24:4:8) NPK	8.97	8.75	1.63
T2 6g of Controlled Release Fertilizer/plant (24:4:8) NPK	8.65	8.4	1.72
T3 7g of Controlled Release Fertilizer/plant (24:4:8) NPK	9.42	9.75	1.94
T4 8g of Controlled Release Fertilizer/plant (24:4:8) NPK	8.98	9.33	2.17
T5 9g of Controlled Release Fertilizer/plant (24:4:8) NPK	9.11	9.5	1.91
T6 10g of Controlled Release Fertilizer/plant (24:4:8) NPK	10.23	9.25	2.20
T7 11g of Controlled Release Fertilizer/plant (24:4:8) NPK	10.47	9.88	1.96
F-Test	S	S	S
SE.d (+)	0.19	0.18	0.02
C.D at 5%	0.41	0.39	0.03
C.V	2.54	2.46	0.27

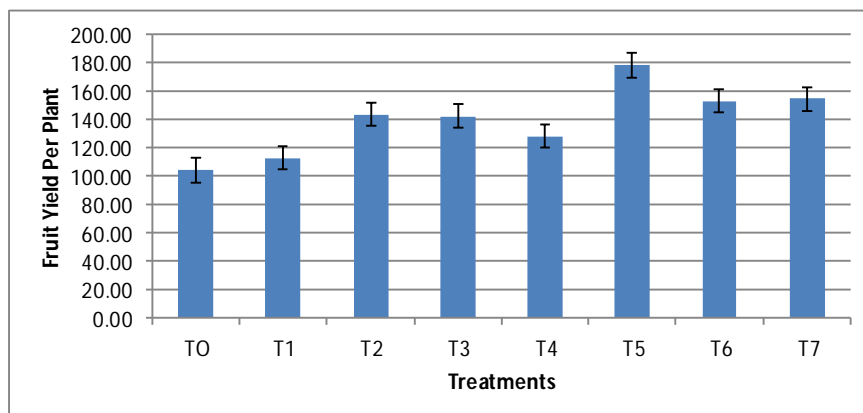


Fig 4. Effect of Controlled Release Fertilizer on No. Of Fruits per plant(g)in red okra

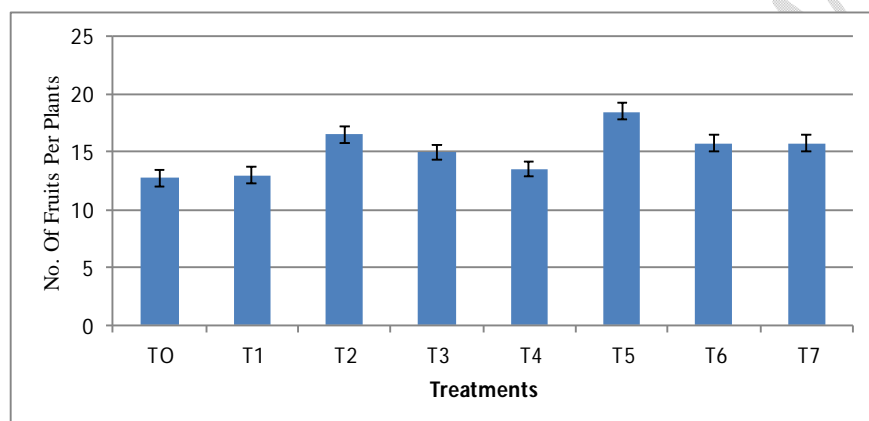


Fig 5. Effect of controlled release fertilizer on Fruit Yield Per plant in red okra

Comment [AS8]: choose either table or graph representation

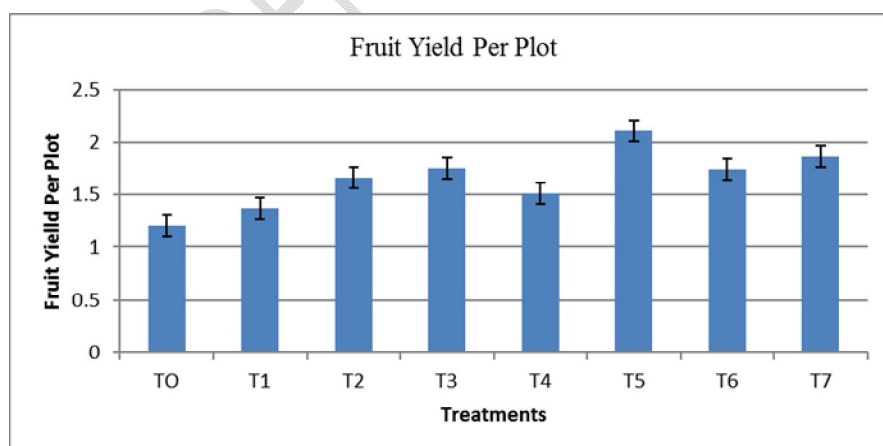


Fig 6. Effect of controlled release fertilizer on Fruit Yield Per plant in Red okra

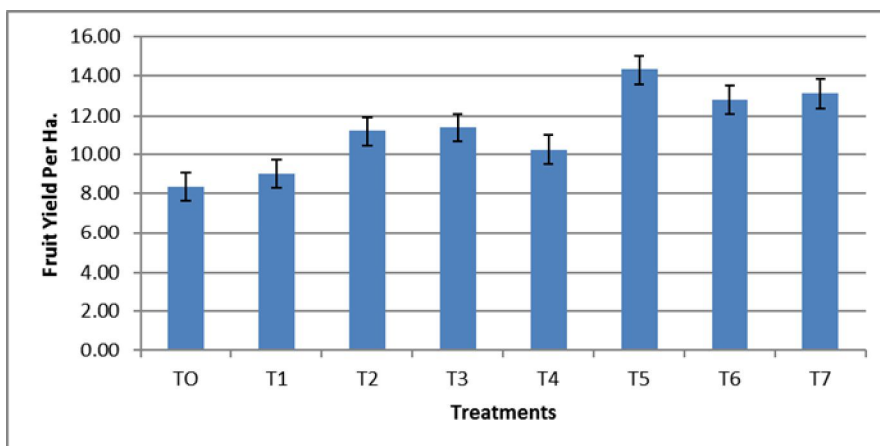


Fig 7. Effect of Controlled Release Fertilizer on Fruit Yield Per (t/ha) of Red Okra

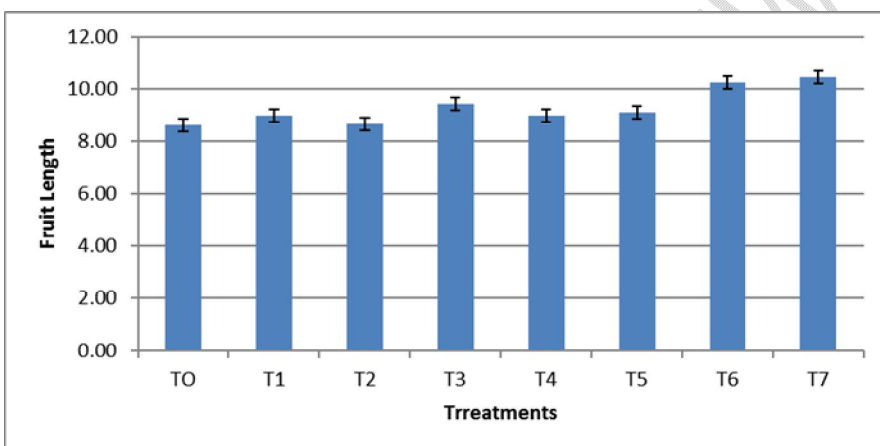


Fig 8. Effect of controlled release fertilizer on Fruit Length(cm) of Red Okra

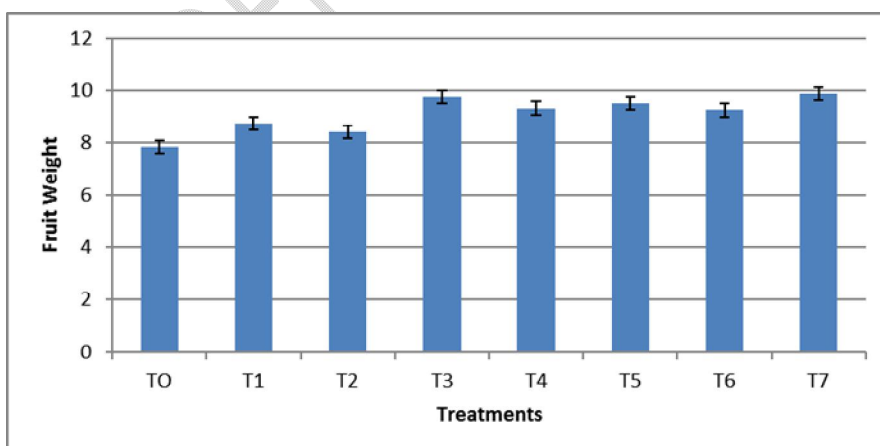


Fig 9. Effect of Controlled Release Fertilizer On Fruit Weight(g) of Red Okra

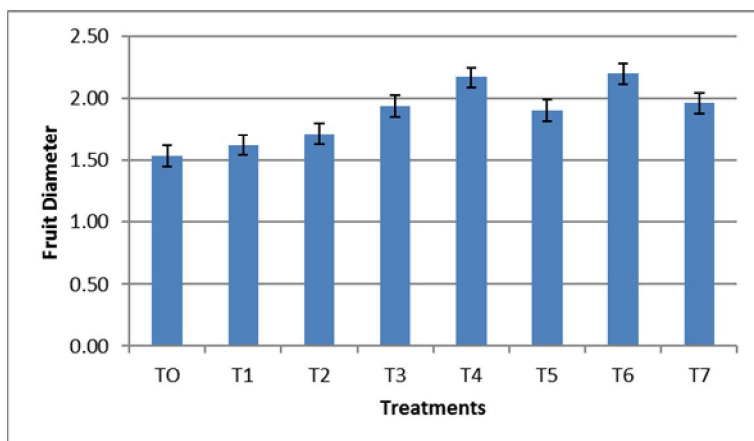


Fig 10. Effect of controlled release fertilizer on Fruit Diameter of Red Okra

**Quality parameter :** Data pertaining to quality parameter which are total soluble solids, Vitamin C, and Crude fiber content

at a specific level can positively affect the TSS content of okra, which can impact its growth, yield, and quality.

#### TSS (°B)

There was a significant difference observed with the application of control release fertilizers on TSS (Brix) . The mean performance was recorded and stasticaly analyzed in table and also graphically represented. The maximum TSS was recorded in treatment T<sub>6</sub> i.e 4.24 followed by T<sub>3</sub> 4.20 and the minimum TSS was recorded in treatment T<sub>0</sub> 3.80. This suggests that the use of CRF

#### Vitamin C (mg/100g)

There was a significant difference observed with the application of control release fertilizers on Vitamin C (mg/100g) . The mean performance was recorded and stasticaly analyzed in table and also graphically represented. The maximum Vitamin C content was recorded in treatment T<sub>6</sub> i.e 13.62 (mg/100g) followed by T<sub>5</sub> 13.48 (mg/100g) and the minimum Vitamin C content was recorded in treatment T<sub>0</sub> 12.80(mg/100g). It is

possible that the slow-release nature of the CRF provided a sustained supply of nutrients to the plants, resulting in better growth and higher Vitamin C content.

#### **Crude Fiber (mg/100g)**

There was a significant difference observed with the application of control release fertilizers on Vitamin

C (mg/100g) . The mean performance was recorded and statistically analyzed in table and also graphically represented. The maximum Crude Fiber content was recorded in treatment T<sub>6</sub> i.e 7.25 (mg/100g) followed by T<sub>7</sub> 7.23 (mg/100g) and the minimum Crude fiber content was recorded in treatment T<sub>0</sub> 7.18(mg/100g).

**Table 4. Effect of Controlled Release Fertilizers On Quality parameters**

TREATMENT	TSS	Vitamin C (mg)	Crude Fiber (mg)
<b>T0</b> <b>RDF (100:50:50) N:P:K</b>	3.80	12.80	7.18
<b>T1</b> <b>5g. of Controlled Release Fertilizer/plant (24:4:8) NPK</b>	3.92	12.92	7.19
<b>T2</b> <b>6g of Controlled Release Fertilizer/plant (24:4:8) NPK</b>	4.03	12.81	7.21
<b>T3</b> <b>7g of Controlled Release Fertilizer/plant (24:4:8) NPK</b>	4.20	13.15	7.22
<b>T4</b> <b>8g of Controlled Release Fertilizer/plant (24:4:8) NPK</b>	4.02	12.93	7.22
<b>T5</b> <b>9g of Controlled Release Fertilizer/plant (24:4:8) NPK</b>	3.98	13.48	7.19
<b>T6</b> <b>10g of Controlled Release Fertilizer/plant (24:4:8) NPK</b>	4.24	13.62	7.25
<b>T7</b> <b>11g of Controlled Release Fertilizer/plant (24:4:8) NPK</b>	4.12	13.33	7.23
<b>F-Test</b>	S	S	S
<b>SE.d (+)</b>	0.03	0.18	0.02
<b>C.D at 5%</b>	0.07	0.39	0.03
<b>C.V</b>	0.99	1.70	0.27

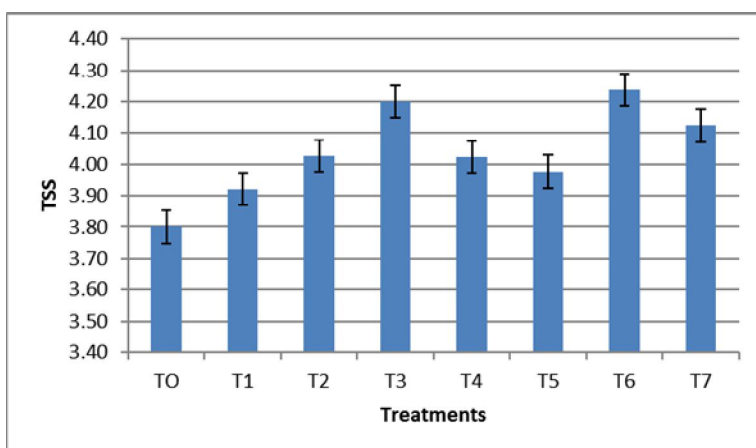


Fig 11. Effect of Controlled release fertilizers On TSS of Red Okra

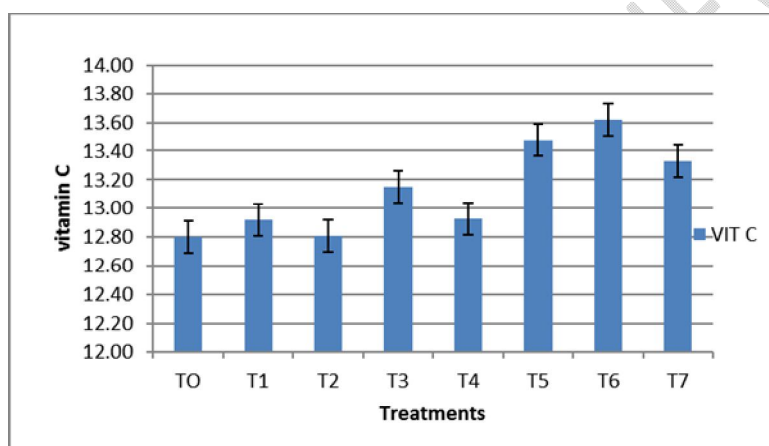


Fig 12. Effect of Controlled Release Fertilizer On Vitamin C of Red Okra

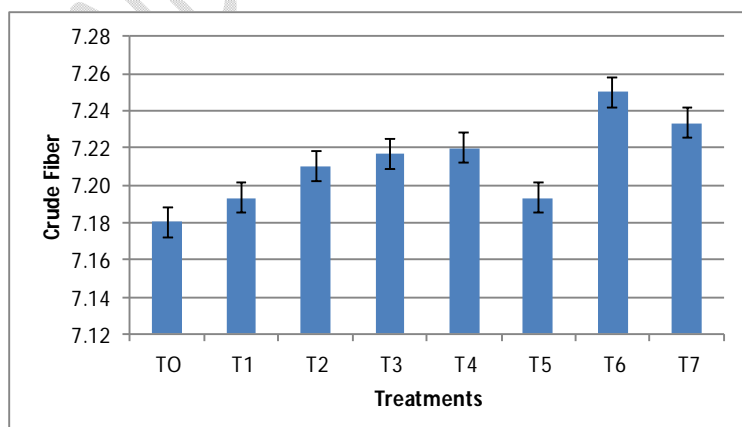


Fig 13. Effect of Controlled Release Fertilizer On Crude Fiber of Red Okra

## Conclusion

From the above experiment conducted, it is [the research](#) concluded that treatment T<sub>7</sub> (11 g/plant CRF) performed best in growth parameters (plant height and no. of leaves). Regarding the earliness parameters (flowering), T<sub>3</sub> (7 g/plant CRF)

performed best, however, in terms of yield parameters T<sub>5</sub> (CRF 9 g/plant) had the highest yield with 14.30 t/ha. The treatment T<sub>6</sub> (10 g CRF/plant) was found best in terms of quality parameters (TSS, Vit C, Crude Fiber). The highest benefit-cost ratio was at 4.7 in treatment T<sub>5</sub> (CRF 9 g/plant).

Comment [AS9]: remove

Comment [AS10]: summarize briefly

## References

- Liu, H., Guo, J., Li, L., Chen, Z., & Li, B. (2017). Nutritional composition and antioxidative properties of okra (*Abelmoschus esculentus*) pods and leaves. *Food Chemistry*, 232, 1-7.
- Malik, M. A., Haq, M. A., Singh, S., Kumar, S., & Singh, N. K. (2018). Controlled release fertilizers: Past, present and future perspectives. *International Journal of Current Microbiology and Applied Sciences*, 7(3), 3581-3596.
- Ray, R. C., & Thakur, M. S. (2017). Okra (*Abelmoschus esculentus* L.): A functional food towards human health promotion. *Nutrition & Food Science*, 47(4), 508-518.
- Sainju, U. M., Jabro, J. D., Stevens, W. B., & Evans, R. G. (2019). Soil organic carbon and nitrogen fractions and nitrogen mineralization after long-term application of composted organic and inorganic fertilizers. *Soil Science Society of America Journal*, 83(2), 543-552.
- Wang, H., Liu, Y., Yang, X., Zhou, J., & Zhao, X. (2019). Effect of controlled-release fertilizer on rice growth, yield and nitrogen use efficiency under different planting densities. *Scientific Reports*, 9(1), 1-9.

**Yang, R., Wang, H., Liu, Y., & Zhao, X. (2020).** Effects of controlled-release fertilizer application on tomato growth, fruit quality, and nitrogen use efficiency under different irrigation regimes. *Agricultural Water Management*, 232, 105882.

**Grajeda-Iglesias, C., Maldonado-Celis, M. E., Mejía-Teniente, L., & Pérez-Martínez, J. D. (2018).** Anthocyanins from red okra pods (*Abelmoschus esculentus* L. Moench) as potential food colorants: Extraction optimization and stability in different pHs and thermal conditions. *Journal of Food Science and Technology*, 55(1), 77-86.

**Huang, Y., Zhan, A., Liu, G., Gao, J., Wang, X. (2017).** Effects of controlled release fertilizer on maize growth and soil fertility under different irrigation regimes. *PLOS ONE*, 12(10), e0186695.

**Jia, Z., Zhang, Q., Li, X., Liu, X., Wei, Z., & Yang, X. (2018).** Effect of controlled-release fertilizers on yield, quality and fertilizer use efficiency of sweet pepper. *Journal of Plant Nutrition*, 41(12), 1521-1529.

**Chakraborty, U., Chakraborty, B., & Basu, S. (2016).** Use of controlled-release fertilizers and organic amendments for cucumber production in tropical India. *Journal of Plant Nutrition*, 39(13), 1837-1847.

**Khan, A., & Singh, N. (2019).** Controlled-release fertilizers and their role in sustainable agriculture. In *Nanotechnology in Sustainable Agriculture* (pp. 19-31). Springer, Cham.

**Singh, A., Singh, A.K., Singh, S., and Srivastava, A.K. (2021).** Effect of controlled release fertilizers on growth and yield of okra (*Abelmoschus esculentus* L. Moench). *Journal of Pharmacognosy and Phytochemistry* 10(1): 2809-2812.

**Chen, L., Huang, W., Zeng, G., Liao, Q., Qin, L., & He, X. (2018).** Effects of different controlled-release fertilizers on growth and yield of pakchoi (*Brassica chinensis* L.). *Journal of Soil Science and Plant Nutrition*, 18(2), 378-386.