

## Original Research Article

### Population dynamics of gram pod borer (*Helicoverpa armigera* Hubner) and its larval parasitoid (*Campoletis chloridae*) on chickpea

**Comment [A1]:** *Helicoverpa armigera* Hubner, 1805

**Comment [A2]:** *Campoletis chloridae* Uchida, 1957

#### Abstract

The present investigation was carried out to study the population dynamics of gram pod borer (*H. armigera* Hubner) and its larval parasitoid (*Campoletis chloridae*) on chickpea during the Rabi season 2020-21 at College of Agriculture, JNKVV, Tikamgarh (M.P.). The egg and larval population of gram pod borer (*Helicoverpa armigera*) was first observed on vegetative stages at 49<sup>th</sup> SW (i.e. 3<sup>rd</sup> to 9<sup>th</sup> December) and 50<sup>th</sup> SW (i.e. 10<sup>th</sup> to 16<sup>th</sup> December), respectively and was available till the maturity of crop with two peaks i.e. first and second peak at 3<sup>rd</sup> SW and at 9<sup>th</sup> SW, respectively. The result of correlation studies revealed that both egg and larval populations was found significant positive correlation with maximum temperature and evaporation. While, both of these egg and larval populations was found significant negative correlation with morning RH. The larval parasitoid population (*C. chloridae*) was first appeared at vegetative stage of the crop at 51<sup>st</sup> SW (i.e. 17<sup>th</sup> to 23<sup>rd</sup> December) (0.20 parasitoid/mrl) with two peak points first at 3<sup>rd</sup> SW and second at 6<sup>th</sup> SW. The result of correlation studies revealed that the larval parasitoid population found significant positive correlation with morning RH, whereas it was exhibited significant negative correlation with maximum and minimum temperature and evaporation, respectively.

**Key words:** *Helicoverpa armigera*, *Campoletis chloridae*, population dynamics, chickpea.

**Comment [A3]:** *Helicoverpa armigera* Hubner, 1805

**Comment [A4]:** Were?

**Comment [A5]:** Were?

**Comment [A6]:** A population of egg ???

**Comment [A7]:** Were?

**Comment [A8]:** Egg population ???

**Comment [A9]:** Were?

**Comment [A10]:** First appeared

#### INTRODUCTION

Chickpea (*Cicer arietinum* L.) is a legume crop of Fabaceae family which is grown across the world. It is also known as Bengal gram, Chana, Garbanzo, etc, is one of the most important pulse crop of India and it considered as 'King of pulses' and 'the poor man's meat' (Bhatt and Patel, 2001). Chickpea has one of the highest nutritional compositions among any dry edible legume contains 23% protein, 47% starch, 56% fat, 6% crude fiber, 6% soluble sugar, 3% ash and oil contains many medicinal and nutritionally important tocopherols, sterols and tocotrienols which is helpful for lowering blood cholesterol (Haq *et al.*, 2007 and Pittaway *et al.*, 2008).

**Comment [A11]:** There is a problem of sentence building

**Comment [A12]:** Problem of sentence building

India is the largest producer of chickpea in the world sharing 65% area and 70% of total global production. India ranks first in area and production of chickpea while it is remain behind from several countries in terms of productivity because of poor adoption of plant protection technology by the farmers (Samriti *et al.*, 2020). In India, the total area of chickpea was occupied during 2020-21 in 9.85 million ha with production and productivity of 11.99 million tones and 1217 kg/ha, respectively (Anonymous, 2022). The major chickpea producing states are Madhya Pradesh, Uttar Pradesh, Rajasthan, Maharashtra, Gujarat, Andhra Pradesh and Karnataka which are sharing over 95% area. In Madhya Pradesh, chickpea was cultivated in 2.10 million ha area with the production and productivity of 3.13 million tones and 1488 kg/ha, respectively (Anonymous, 2022).

**Comment [A13]:** With what other country?

**Comment [A14]:** Serious problem of comprehension due to poor sentence building

The productivity of chickpea crop has not witnessed any significant jump as compared to the cereal crops, because of several biotic and abiotic constraints. Among the biotic constraints the infestation of insect pests is one of the major limiting factors of chickpea production (Bhagwat *et al.*, 1995). Chickpea is infested by nearly 60 different types insect pests among which gram pod borer (*Helicoverpa armigera* Hubner), cutworm (*Agrotis ipsilon* Hufnagel), termite (*Odontotermes obesus* Rambur) and black bean aphid (*Aphis fabae* Scopoli) are the major importance pests (Acharjee and Sharma, 2013 and Chandrashekar *et al.* 2014). Of them, gram pod borer, *H. armigera* is one of the devastating key pests causing severe yield loss and infesting several crops such as cereals, pulses, cotton, vegetables and fruit crops as well as wild hosts too. *H. armigera* is distributed throughout the India and account for 50 to 60% losses in grain yield (Balikai *et al.*, 2001). Its larval population builds up apparently influenced by various weather factors. Moreover, their populations are greatly fluctuating by their natural enemy's especially larval parasitoid (*Campoletis chloridae*). Hence, keeping the above facts in view the present study was planned to know the effect of biotic and abiotic factors of gram pod borer in chickpea to find out suitable and feasible tactics by understanding its biology and build up of this pest.

**Comment [A15]:** *Agrotis ipsilon* Hufnagel, 1766

**Comment [A16]:** *Odontotermes obesus* (Rambur, 1842)

**Comment [A17]:** *Aphis fabae* Scopoli, 1763

**Comment [A18]:** et al., 2014

**Comment [A19]:** most devastating

**Comment [A20]:** Problem of sentence comprehension!

**Comment [A21]:** Problem of sentence comprehension!

**Comment [A22]:** Does gram pod borer have abiotic factor? Problem of sentence building.

## MATERIALS AND METHODS

A field experiment was conducted to study the population dynamics of gram pod borer (*Helicoverpa armigera* Hubner) and its parasitoid (*Campoletis chloridae*) on chickpea during the Rabi season 2020-21 at Experimental Field of College of Agriculture, JNKVV, Tikamgarh (M.P.), India. The crop variety JG-12 was shown with 30cm x 10cm spacing in total 270 square meter area. All the recommended agronomical practices were followed and the crop was kept free from insecticidal spray.

Observations on number of eggs and the larval population of *H. armigera* were recorded weekly from one meter row length (*mrl*) at randomly selected ten different sites of the experimental field. Similarly, larval parasitoid (*Campoletis chlorideae*) of *H. armigera* was also recorded from per mrl at randomly selected ten different sites in the field. All these observations was started from the first appearance of the insects and continued till their availability or maturity of the crop. The obtained data was statistically analyzed through simple correlation coefficient and regression equation among the gram pod borer and its parasitoid with weather parameters by using the formula as described by Snedecor and Cochran (1967).

Comment [A23]: The?

Comment [A24]: one?

## RESULTS AND DISCUSSION

### *Egg population of ~~gram pod borer~~ (*H. armigera*)*

The data presented in Table 1 and Fig. 1 revealed that the egg population of gram pod borer was ranged between 0.30-4.80 eggs/*mrl* during *Rabi* season. The incidence of egg population (0.30 eggs/*mrl*) ~~was~~ first appeared on vegetative stage of chickpea crop at 49<sup>th</sup> SW (i.e. 3<sup>rd</sup> to 9<sup>th</sup> December). The population of egg ~~was~~ increased in succeeding weeks and reached its first peak (2.50 eggs/*mrl*) at 3<sup>rd</sup> SW (i.e. 15<sup>th</sup> to 21<sup>st</sup> January). After that, ~~the eggs population was number~~ slightly declined (1.30 eggs/*mrl*) at 4<sup>th</sup> SW (i.e. 22<sup>nd</sup> to 28<sup>th</sup> January) and (1.10 egg/*mrl*) at 5<sup>th</sup> SW (i.e. 29<sup>th</sup> January to 4<sup>th</sup> February). ~~After that Then, the number of eggs population was again~~ slightly increased again in succeeding weeks and reached its second peak (4.80 eggs/*mrl*) at 9<sup>th</sup> SW (i.e. 26<sup>th</sup> February to 4<sup>th</sup> March). Later on, the number of eggs population was slightly declined as the crop reached ~~toward~~ the maturity stage. The present findings are corroborated with the findings of Dindor *et al.* (2020) as they reported that the egg population of gram pod borer first appeared from 49<sup>th</sup> SW. The two peaks incidence ~~was were~~ observed in the finding of Tekam *et al.* (2018) indicating a close conformity to present findings.

Comment [A25]: the number of eggs?

Comment [A26]: number of eggs?

Comment [A27]: the following?

### *Correlation between the number of eggs population of the gram pod borer and weather factors*

Correlation studies revealed that the number of eggs population was showed significantly positive correlation with maximum temperature and evaporation ( $r = 0.56$  and  $r = 0.56$ , respectively) (Table 2). The regression equations being as  $\bar{Y} = -2.61 + 0.17x$  ( $R^2 = 0.32$ ) and  $\bar{Y} = -0.26 + 0.59x$  ( $R^2 = 0.31$ ). From ~~this these~~ equations it may be expressed that with every unit increase in maximum temperature and evaporation there was an increase of

0.17 and 0.59 eggs ~~number population~~/mrl (Fig. 2 and 3, respectively). While, minimum temperature and sunshine exhibited positive correlation ( $r = 0.21$  and  $r = 0.45$ , respectively) with the influence of ~~on the number of eggs population~~ but statistically found to be non-significant. Further, morning RH exhibited significantly negative correlation ( $r = -0.53$ ) with egg population. The regression equations being as  $\bar{Y} = 12.65 - 0.12x$  ( $R^2 = 0.28$ ). From this equation it may be expressed that with every unit increase in morning RH there was a decrease of 0.12 egg ~~population number~~/mrl (Fig. 4). ~~Our result The present findings are the~~ fully agreement with findings of Shah and Shahzad (2005), as reported that maximum temperature exhibited significantly positive correlation, morning RH showed significantly negative correlation and evening RH exhibited negatively non-significant correlation with eggs ~~number-population~~. Jagdish and Agnihotri (2015) ~~as~~ reported that maximum temperature exhibited significantly positive correlation, minimum temperature had exhibited positively correlated with eggs ~~number population~~ but statistically found to be non-significant, evening RH exhibited negatively non-significant correlation, rainfall exhibited negatively non-significant correlation and sunshine had exhibited non-significant positive correlation with egg population. Tekam *et al.* (2018) also reported that maximum temperature exhibited significantly positive correlation, minimum temperature had exhibited positively correlated with eggs ~~number population~~ but statistically found to be non-significant, evening RH exhibited negatively non-significant correlation, rainfall exhibited negatively non-significant correlation, sunshine had exhibited non-significant positive correlation, evaporation exhibited significantly positive correlation with ~~the number of eggs-population~~.

#### **Larval population of ~~gram-pod-borer~~ (*H. armigera*)**

The population of gram pod borer larvae were ranged between 0.00 - 4.60 larvae/mrl during *Rabi* season presented in Table 1 and Fig. 1. The incidence of larval population with 0.20 larvae/mrl ~~was~~ first appeared on vegetative stage of chickpea crop at 50<sup>th</sup> SW (i.e. 10<sup>th</sup> to 16<sup>th</sup> December). The population of larvae slightly increased up to next four weeks and reached its first peak (2.30 larvae/mrl) at 3<sup>rd</sup> SW (i.e. 15<sup>th</sup> to 21<sup>st</sup> January). After that, the larval population slightly declined with 1.10 and 0.90 larvae/mrl during 4<sup>th</sup> SW (i.e. 22<sup>nd</sup> to 28<sup>th</sup> January) and 5<sup>th</sup> SW (i.e. 29<sup>th</sup> January to 4<sup>th</sup> February), respectively. Later on larval population slightly increased and resumed its second peak (4.60 larvae/mrl) at 9<sup>th</sup> SW (i.e. 26<sup>th</sup> February to 4<sup>th</sup> March). ~~Later on-Then~~ larval population ~~was~~ slightly declined with the maturity of crop. The first incidence of larval population of gram pod borer on chickpea was also evident from the reports of Yadav *et al.* (2016) and Kaneria *et al.* (2018) as they also

reported that incidence of larval population of gram pod borer on chickpea was started 2<sup>nd</sup> week of December (50<sup>th</sup> SW). Similarly, Patel *et al.* (2015) partially supported and reported that the incidence of gram pod borer was started from the 2<sup>nd</sup> week of November which remained till 4<sup>th</sup> week of February with its peak activity was recorded during 1<sup>st</sup> and 2<sup>nd</sup> week of December. Contrarily, Gautam *et al.* (2018) and Kumar *et al.* (2019) recorded the incidence of gram pod borer population first time during 46<sup>th</sup> SW while, Sardar *et al.* (2018) recorded its incidence first time during 47<sup>th</sup> SW on chickpea crop. Munni *et al.* (2013), Kumar and Srivastava (2017) and Kaneria *et al.* (2018) as they recorded two peaks of larval population of gram pod borer on chickpea.

#### ***Correlation between larval population of *H. armigera* and weather factors***

The result of correlation studies in Table 2 revealed that larval population ~~was~~ exhibited significantly positive correlation with maximum temperature and evaporation ( $r = 0.57$  and  $r = 0.57$ , respectively). The regression equations being as  $\bar{Y} = -2.93 + 0.17x$  ( $R^2 = 0.32$ ) and  $\bar{Y} = -0.55 + 0.61x$  ( $R^2 = 0.32$ ). From the above equations it may be expressed that with every unit increase in maximum temperature and evaporation there ~~was-were~~ an increase of 0.17 and 0.61 larval population/mrl (Fig. 5 and 6, respectively). While, minimum temperature and sunshine exhibited non-significant positive correlation with the influence of larval population. Further, morning RH exhibited significant and negative correlation ( $r = -0.55$ ) with larval population. The regression equations being as  $\bar{Y} = 13.10 - 0.13x$  ( $R^2 = 0.30$ ). From this equation it may be expressed that with every unit increase in morning RH there was a decrease of 0.13 larval population/mrl (Fig.7). While, evening RH and rainfall expressed negative correlation with larval population but statistically it was found to be non-significant. The present findings are the full agreement with ~~those the findings~~ of Yadav *et al.* (2016), Kumar and Srivastava (2017), Spoorthi *et al.* (2017), Bahadur *et al.* (2018), Singh *et al.* (2018), Kumar *et al.* (2019) and Waseem and Thakur (2019) as they reported that maximum temperature exhibited significantly positive and minimum temperature expressed non-significant positive correlation with the influence of larval population of gram pod borer. Similarly, Meena and Bhatia (2014), Sagar *et al.* (2017), Bala (2020) and Sharma *et al.* (2020) also reported that maximum temperature exhibited significantly positive correlation with the influence of larval population of gram pod borer. Further, Meena and Bhatia (2014), Bahadur *et al.* (2018) and Waseem and Thakur (2019) as they reported that morning RH had exhibited significant negative correlation with larval population of gram pod borer.

Contrarily, Patel *et al.* (2015) reported that larval population of *H. armigera* was significantly negative correlation with evaporation.

#### **Population of larval parasitoid (*Campoletis chloridae*)**

The data presented in Table 1 and Fig. 1 revealed that the population of larval parasitoid (*C. chloridae*) were ranged between 0.00 – 1.90 parasitoid/*mrl* during *Rabi* season. The incidence of parasitoid population first started to appear on vegetative stage of chickpea crop at 51<sup>st</sup> SW (i.e. 17<sup>th</sup> to 23<sup>rd</sup> December) (0.20 parasitoid/*mrl*). The population of parasitoid increased in the following succeeding weeks and reached its first peak (1.90 parasitoid/*mrl*) at 3<sup>rd</sup> SW (i.e. 15<sup>th</sup> to 21<sup>st</sup> January). After that the parasitoid population was gradually declined 0.90 parasitoid/*mrl* and 0.80 parasitoid/*mrl* at 4<sup>th</sup> SW (i.e. 22<sup>nd</sup> to 28<sup>th</sup> January) and 5<sup>th</sup> SW (i.e. 29<sup>th</sup> January to 4<sup>th</sup> February), respectively and again resumed its second peak (1.1 parasitoid/*mrl*) during 6<sup>th</sup> SW (i.e. 5<sup>th</sup> to 11<sup>th</sup> February). Later on this trend was slightly declined toward the maturity of crop. The present findings are in full conformity with those findings of Devi *et al.* (2002) and Kaur *et al.* (2004) as they found the percentage of parasitism ranged from 0.18 to 23.81% and 0.02 to 1.50 cocoons/*mrl*, respectively. Similarly, Bisane *et al.* (2008) also observed that the occurrence of *C. chloridae* firstly observed at 51<sup>st</sup> SW until 3<sup>rd</sup> SW and caused 8.11 to 11.54% parasitisation in chickpea. Further, Singh *et al.* (2018) indicated that larval parasitization by *C. chloridae* was first observed in 3<sup>rd</sup> week of December (i.e., 51<sup>st</sup> SW) this result is in close conformity with the present finding.

#### **Correlation between larval parasitoid (*C. chloridae*) and weather factors**

The result of correlation studies revealed that larval parasitoid population was showed significantly positive correlation with morning RH ( $r = 0.53$ ) (Table 2). The regression equations being as  $\bar{Y} = -3.92 + 0.05x$  ( $R^2 = 0.28$ ). From this equation it may be expressed that with every unit increase in morning RH, there was an increase of 0.05 parasitoid population/*mrl* (Fig.8). While, evening RH exhibited positive correlation ( $r = 0.31$  respectively) with the influence of larval parasitoid population but statistically found to be non-significant. Further, maximum temperature, minimum temperature and evaporation exhibited significant and negative correlation ( $r = -0.53$ ,  $r = -0.56$  and  $r = -0.59$ , respectively) with larval parasitoid population. The regression equations being as  $\bar{Y} = 2.31 - 0.06x$  ( $R^2 = 0.28$ ),  $\bar{Y} = 1.43 - 0.09x$  ( $R^2 = 0.31$ ) and  $\bar{Y} = 1.51 - 0.26x$  ( $R^2 = 0.35$ ). From this equation it may be expressed that with every unit increase in maximum temperature, minimum

temperature and evaporation there was a decrease of 0.06, 0.09 and 0.26 larval parasitoid population/*mrl* (Fig. 9, 10 and 11, respectively). While, sunshine and rainfall exhibited non-significant negative correlation ( $r = -0.05$  and  $r = -0.31$ , respectively) with larval population. Similar findings was also reported by Bhagat *et al.* (2020) and Divija and Agnihotri (2021) as they computed that maximum temperature and minimum temperature exhibited significantly negative correlation with the influence of parasitoid population (*C. chloridae*) and morning relative humidity had exhibited significantly positive correlation with parasitoid population. Similarly, Munni *et al.* (2013) reported that *C. chloridae* exhibited reciprocal relationship with weather parameters and suppressed the larval population of gram pod borer in chickpea crop.

### CONCLUSION

It was concluded that the [number of](#) eggs and [the](#) larval population of gram pod borer was first observed on vegetative stages and was available till the maturity of crop with two peak points: first peak at 3<sup>rd</sup> SW and second peak at 9<sup>th</sup> SW, respectively. The result of correlation studies revealed that both eggs [number](#) and larval populations was found significant positive correlation with maximum temperature and evaporation. While, both ~~of~~ these [number of](#) eggs and [the](#) larval populations ~~were as~~ found significant negative correlation with morning RH. The parasitoid population ~~was~~ first appeared at vegetative stage of the crop with two peak points: first at 3<sup>rd</sup> SW and second at 6<sup>th</sup> SW. The result of correlation studies revealed that the parasitoid population found significant positive correlation with morning RH, whereas it was exhibited significant negative correlation with maximum and minimum temperature and evaporation, respectively.

### REFERENCES

- Acharjee S and Sharma BK, Transgenic *Bacillus thuringiensis* (*Bt*) chickpea India's most wanted genetically modified (GM) pulse crop. *Afr J Biotechnol*, 12(2013) 5709-5713.
- Anonymous, Agriculture Statistics At A Glance (2021). Directorate of Economics and Statistics, Department of Agriculture, Cooperation and Farmer Welfare Ministry of Agriculture and Farmer Welfare, Government of India. 2022 pp. 66-71.

- Bahadur DGM, Keval R, Verma S & Bisht K, Seasonal occurrence of gram pod borer [*Helicoverpa armigera* (Hubner)] on chickpea in Varanasi. *J Entomol Zool Stud*, 6(2018): 786-790. 348.
- Bala SCH, Population fluctuation and management of gram pod borer, *Helicoverpa armigera* (Hubner) infesting chickpea in new alluvial zone of West Bengal, India. *J Entom Zool Stud*, 8(2020): 262-266.
- Balikai RA, Biradar AP, Yelshetty S and Teggelli RG, Relative efficacy of some selected insecticides against chickpea pod borer, *Helicoverpa armigera* (Hub.). Karnataka. *J Agric Sci*, 14(2001): 346.
- Bhagat JK, Soni VK and Chandraker HK, Surveillance of pod borer, *Helicoverpa armigera* (Hubner) and its natural enemies on chickpea at Sahaspur Lohara blocks. *J Pharmacog Phytochem*, 9(2020): 1995-2000.
- Bhagwat VR, Aherkar SK, Satpute US and Thakare HS, Screening of chickpea (*Cicer arietinum* L.) genotypes for resistance to gram pod borer, *Helicoverpa armigera* (Hubner) and its relationship with malic acid in leaf exudates. *J Entomol Res*, 19(1995): 249-253.
- Bhatt NJ & Patel RK, Screening of chickpea cultivars for their resistance to gram pod borer *Helicoverpa armigera*. *Indian J Entomol*, 63(2001): 277-280.
- Bisane KD, Nehare SK & Khande DM, Extent of parasitisation of *Helicoverpa armigera* (Hubner) by larval and pupal parasitoid on chickpea. *J Entomol Res*, 32(2008): 295-301.
- Chandrashekar K, Gupta O, Yelshetty S, Sharma OP, Bhagat S, Chattopadhyay C, Sehgal M, Kumari A, Amaresan N, Sushil SN, Sinha AK, Asre R, Kapoor KS, Satyagopal K & Jeyakumar P, Integrated Pest Management for Chickpea. 2014 pp. 43.
- Devi NS, Singh OH, Devjani P & Singh TK, Natural Enemies of *Helicoverpa armigera* Hubner on chickpea. *Ann Plant Prot Sci*, 10(2002): 179-183.
- Dindor MA, Panikar B & Chaudhari SJ, Population dynamics of pod borer *Helicoverpa armigera* on chickpea. *Indian J Entomol*, 82(2020): 330-332.



- Divija SD & Agnihotri M, Impact of abiotic factors and dates of sowing on *Helicoverpa armigera* (Hubner) parasitoid *Campoletis chloridae* (Uchida) under chickpea cropping system in Tarai region of Uttarakhand. *Legume Res – An Int J*, 2021 pp1-4.
- Gautam MP, Chandra U, Yadav SK, Jaiswal R, Giri SK & Singh SN, Studies on population dynamics of gram pod borer *Helicoverpa armigera* (Hubner) on chickpea (*Cicer ceritimum* L.). *J Entomol Zool Stud*, 6(2018): 904-906.
- Haq ZU, Ahmad M, Iqbal S, Characterization and compositional study of oil from seeds of Desi chickpea (*Cicer arietinum* L.) cultivars grown in Pakistan. *J Am Oil Chem Soc* 84(2007): 1143–1148.
- Jagdish J & Agnihotri M, Relationship of certain abiotic factors and the incidence of gram pod borer, *Helicoverpa armigera* (Hubner) in chickpea at Pantnagar. *Int J Basic Appl Agric Res*, 13(2015): 250-253.
- Kaneria PB, Kabaria BB, Chudasama KA, Patel TM and Bharadiya AM, Effect of weather parameters on the seasonal incidence of *Helicoverpa armigera* (Hubner) Infesting chickpea in Saurashtra conditions, Gujarat, India. *Int J Curr Microbiol Appl Sci*, 7(2018): 548-552.
- Kaur S, Brar KS & Shehnmar M, Effect of different chickpea cultivars on parasitization of *Helicoverpa armigera* (Hubner) by *Campoletis chloridae* Uchida. *Biol Control*, 18 (2004): 69-72.
- Kumar A, Tripathi MK, Chandra U & Veer R, Studies on correlation co-efficient of larval population of *Helicoverpa armigera* in reference to weather parameters. *J Entomol Zool Stud*, 7(2019): 06-08.
- Kumar P, Ahmad MA, Kumari L, Kumar R, Kumar A & Singh A, Population dynamics of gram pod borer (*Helicoverpa armigera* Hübner) on chickpeas. *J Pharmacogn. Phytochem*, 7(2018): 967-969.
- Kumar V & Srivastava AK, Seasonal incidence of *Heliothis armigera* (HUBNER) in gram. *Plant Arch*, 17(2017): 216-218.

- Meena BS & Bhatia KN, Effect of weather parameters on population dynamics of gram pod borer (*Helicoverpa armigera*) in North West Plain Zone of Rajasthan. *J Agrometeorol*, 16(2014):233-235.
- Munni L, Singh SV, Singh D & Pal BN, Population fluctuation of *Helicoverpa armigera* and *Camponotus chlorideae* and their relationship on chickpea. *Agric Sci Di - A Res J*, 33(2013): 77-79.
- Patel SR, Patel KG and Ghetiya LV Population dynamics of pod borer (*Helicoverpa armigera* HUBNER) infesting chickpea in relation to abiotic factors. *AGRES – An Int e-J*, 4(2015): 163-170.
- Pittaway JK, Robertson IK & Ball MJ, Chickpeas may influence fatty acid and fiber intake in an ad libitum diet, leading to small improvements in serum lipid profile and glycemic control. *J Am Diet Assoc*, 108(2008): 1009–1013.
- Sagar D, Nebapure Suresh M & Chander S, Development and validation of weather based prediction model for *Helicoverpa armigera* in chickpea. *J Agrometeorol*, 19(2017): 328-333.
- Samriti Sharma S, Sharma R & Pathania A, Trends in area, production, productivity and trade of chick pea in India. *Economic Affairs*, 65(2020): 261-265.
- Sardar SR, Bantewad SD & Jayewar NE, Seasonal Incidence of *Helicoverpa armigera* Influenced by desi and kabuli genotype of chickpea. *Int J Curr Microbiol Appl Sci*, 6(2018): 536-541.
- Shah ZA & Shahzad MK, Population fluctuations with reference to different developmental stages of *Helicoverpa armigera* (Lepidoptera: Noctuidae) on chickpea and their relationship with the environment. *Int J Agric Biol*, 7(2005): 90-93.
- Sharma S, Chandra U, Veer R, Kumar S, Yadav SK & Kumar A, Study on population dynamics of *Helicoverpa armigera* (Hübner) in chickpea. *J Entomol Zool Stud*, 8(2020): 629-632.
- Sing VV, Agarwal N, Sathish BN, Kumar S, Kumar S & Pal K, Studies on insect diversity in chickpea (*Cicer arietinum* Linnaeus) ecosystem. *J Entomol Zool Stud*, 6(2018): 693-697.

Snedecor GW & Cochran WG, Statistical Methods. Oxford and IBH Publishing Company, New Delhi. 1967 pp 381-418.

Spoorthi GS, Singh R, Sachan SK, Singh DV, Sharma R & Kumar S, Monitoring and seasonal incidence of gram pod borer (*Helicoverpa armigera* Hubner) in relation to abiotic factor in chick pea. *J Pharmacogn Phytochem*, 1(2017): 490-494.

Tekam KD, Kelwatkar NM & Das SB, Population dynamics of gram pod borer on late sown chickpea. *J Entomol Zool Stud*, 6(2018): 620-623.

Waseem MA & Thakur S, To study the population dynamics of gram pod borer (*Helicoverpa armigera* Hubner) in chickpea and to evaluate the benefit-cost ratio of different intercrop patterns. *J Pharmacogn Phytochem*, 8(2019): 2840-2844.

Yadav PC, Ameta OP & Yadav SK, Seasonal of gram pod borer *Helicoverpa armigera* (Hubner) in chickpea. *J Exp Zool*, 19(2016): 587-589.

UNDER PEER REVIEW

**Table 1:** Population dynamics of egg and larval population of *Helicoverpa armigera* and their larval parasitoid on chickpea crop during *Rabi* 2020-2021

Standard weeks	Egg population /mrl ( <i>H.armigera</i> )	Larval population/mrl ( <i>H.armigera</i> )	Population of larval parasitoid ( <i>C. chloridaeae</i> /mrl)
49	0.30 #	0.00#	0.00#
50	0.40	0.20	0.00
51	0.40	0.30	0.20
52	1.10	0.80	0.70
1	1.30	1.10	0.80
2	1.50	1.20	1.10
3	2.50	2.30	1.90
4	1.30	1.10	0.90
5	1.10	0.90	0.80
6	1.60	1.20	1.10
7	2.20	1.90	0.70
8	3.10	2.90	0.60
9	4.80	4.60	0.40
10	3.80	3.70	0.00
11	1.20	1.00	0.00

# Mean of ten observations

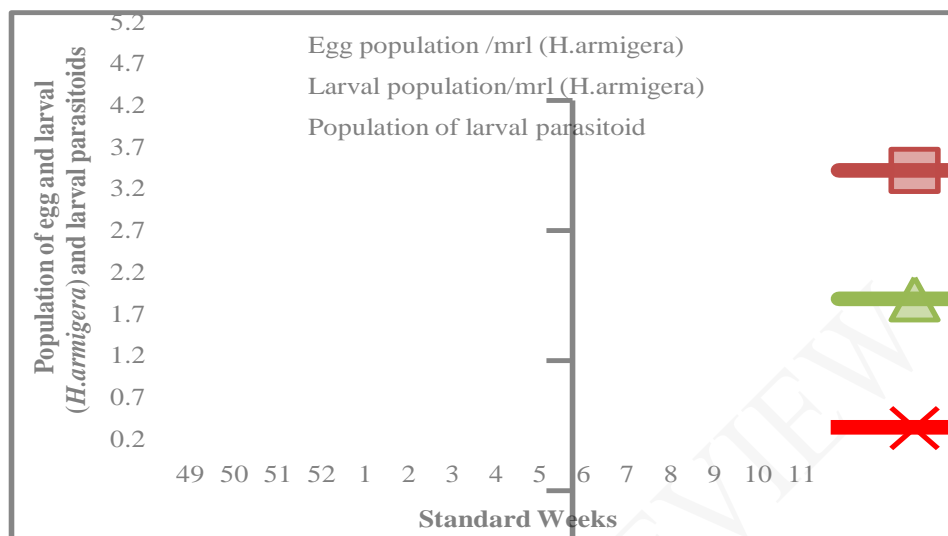
**Table 2:** Correlation (*r*) and regression coefficient (*byx*) of egg and larval population of *H.*

Weather parameter	Eggs population ( <i>H. armigera</i> )		Larval population ( <i>H. armigera</i> )		Larval parasitoids ( <i>C. chloridae</i> )	
	<i>r</i>	<i>byx</i>	<i>r</i>	<i>byx</i>	<i>r</i>	<i>Byx</i>
Maximum temperature (°C)	0.56*	0.17	0.57*	0.17	-0.53*	-0.06
Minimum temperature (°C)	0.21 <sup>NS</sup>	-	0.21 <sup>NS</sup>	-	-0.56*	-0.09
Morning RH (%)	-0.53*	-0.12	-0.55*	-0.13	0.53*	0.05
Evening RH (%)	-0.51 <sup>NS</sup>	-	-0.51 <sup>NS</sup>	-	0.31 <sup>NS</sup>	-
Sunshine (hrs)	0.45 <sup>NS</sup>	-	0.45 <sup>NS</sup>	-	-0.05 <sup>NS</sup>	-
Rainfall (mm)	-0.35 <sup>NS</sup>	-	-0.34 <sup>NS</sup>	-	-0.31 <sup>NS</sup>	-
Evaporation (mm)	0.56*	0.59	0.57*	0.61	-0.59*	-0.26

*armigera* and their larval parasitoid on chickpea with weather parameters

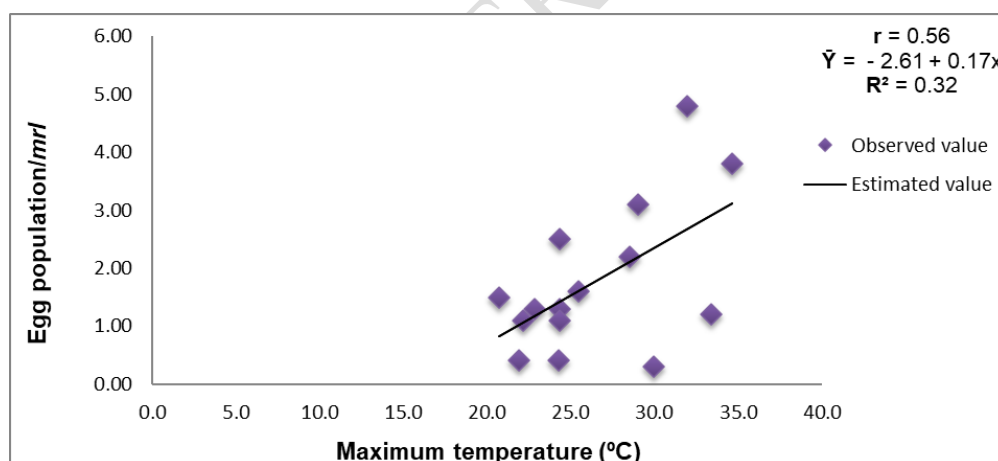
\* = Significant at 5% level, \*\* = Significant at 1% level, NS = Non-significant

**Comment [A28]:** This should be below the table

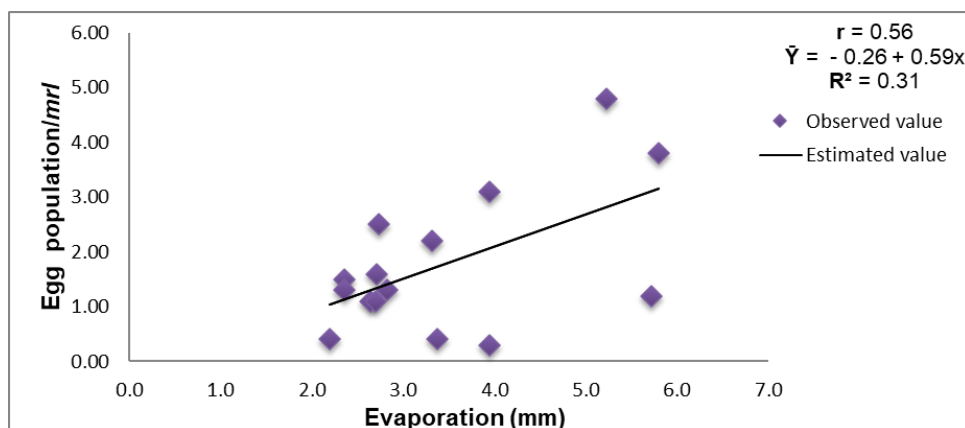


**Fig. 1:** Occurrence of egg and larval population (*H. armigera*) and larval parasitoid (*C. chloridae*) on chickpea during Rabi 2020-21

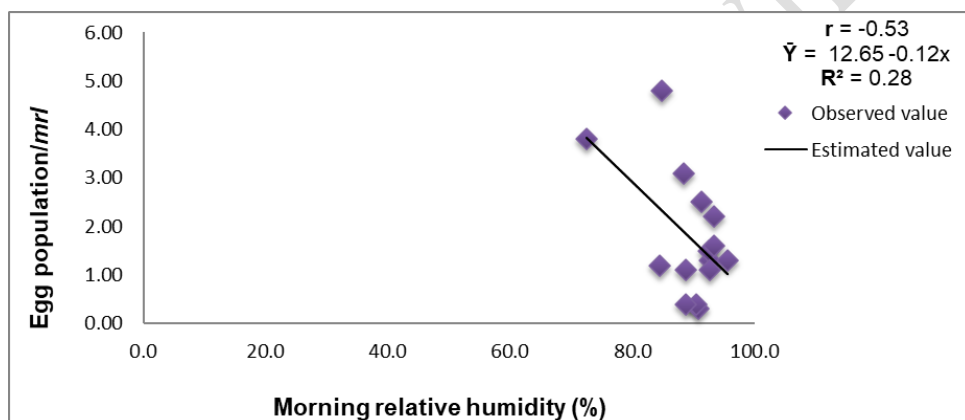
**Comment [A29]:** Do you want to say: "Occurrence of egg and larval population of *H. armigera*, and larval parasitoid population of *C. chloridae* on chickpea during Rabi 2020-21 ?"



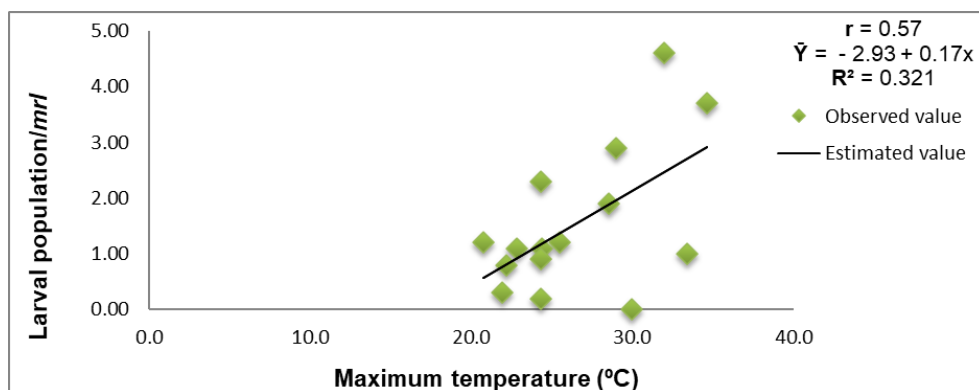
**Fig. 2:** Regression of maximum temperature (°C) on egg population of gram pod borer on chickpea



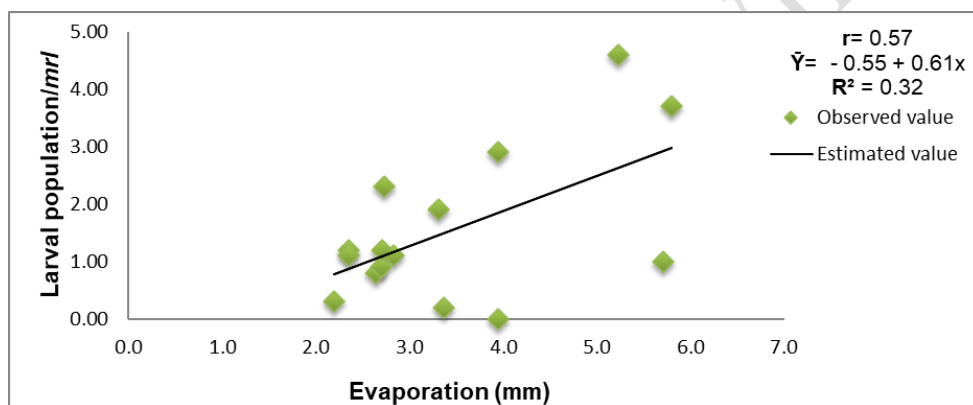
**Fig. 3:** Regression of evaporation (mm) on egg population of gram pod borer on chickpea



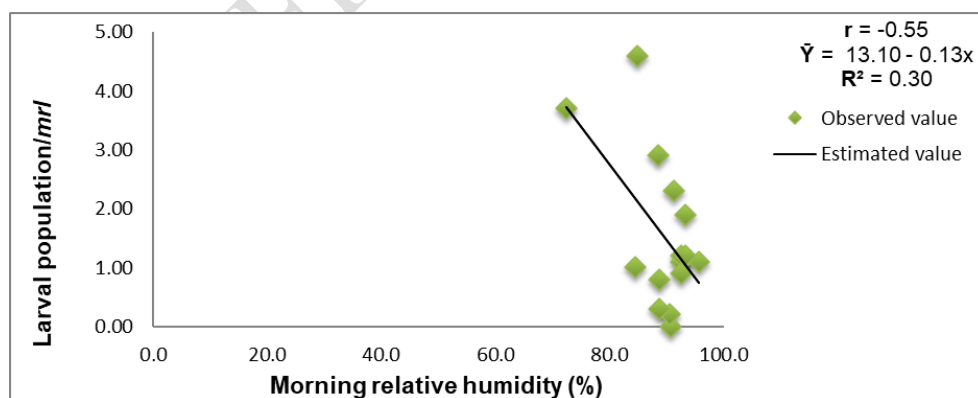
**Fig. 4:** Regression of morning relative humidity (%) on egg population of gram pod borer on chickpea



**Fig. 5:** Regression of maximum temperature (°C) on larval population of gram pod borer infesting chickpea

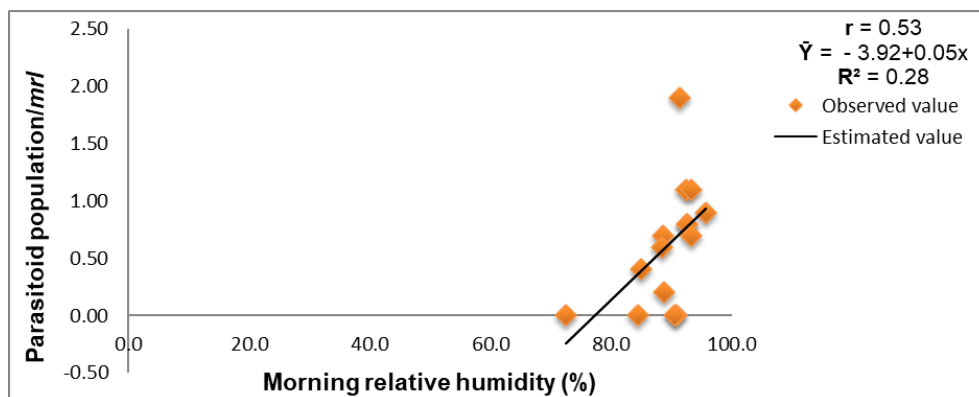


**Fig. 6:** Regression of evaporation (mm) on larval population of gram pod borer infesting chickpea

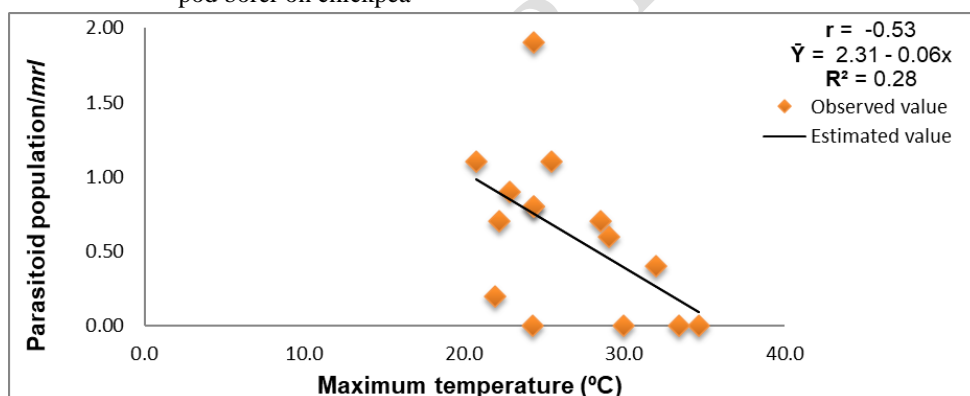


**Fig. 7:** Regression of morning relative humidity (%) on larval population of gram pod borer infesting chickpea

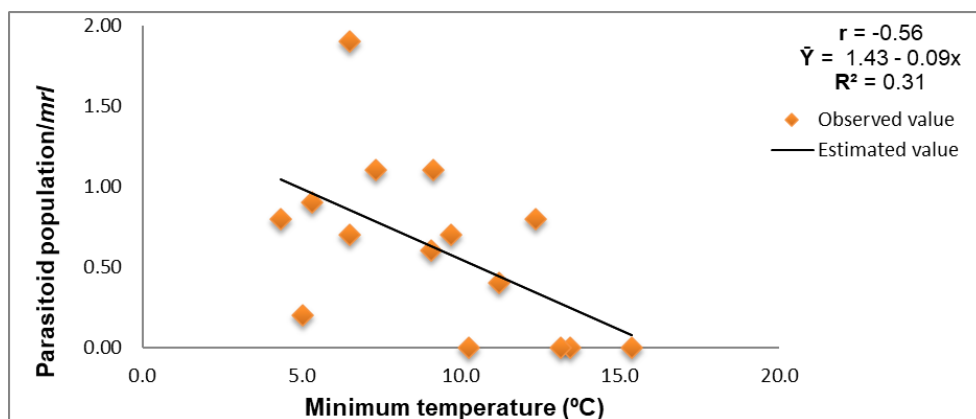




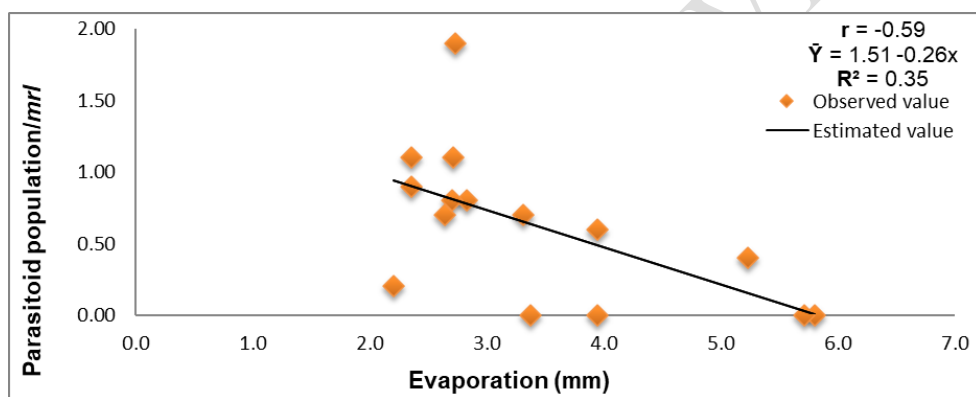
**Fig. 8:** Regression of morning relative humidity (%) on larval parasitoid population of gram pod borer on chickpea



**Fig. 9:** Regression of maximum temperature (°C) on larval parasitoid population of gram pod borer on chickpea



**Fig. 10:** Regression of minimum temperature (°C) on larval parasitoid population of gram pod borer on chickpea



**Fig. 11:** Regression of evaporation (mm) on larval parasitoid population of gram pod borer on chickpea