

Original Research Article

BIOETHANOL PRODUCTION FROM DECAYING ORANGES AND PINEAPPLE
JUICE USING ETHANOL TOLERANT- YEAST

Comment [B1]: Contaminated orange and pineapple juice or decaying oranges and pineapples

Comment [B2]: Specify the microbes genus and species name

ABSTRACT

Aim: This study isolated and characterized ethanol-tolerant yeast strains from decaying oranges and pineapple which were then used for the production of bioethanol from the fermentation of the fruit juice.

Comment [B3]: You have to give importance in the heading also,

This was with a view to reducing fruits wastage which constitutes environmental problem during harvesting season in Nigeria. Decaying oranges and pineapple samples were collected from the local markets in Ile-Ife and decaying fruits dump sites within OAU community.

Materials and Methods: Laboratory analyses were carried out on the samples collected for microbial enumeration, isolation and physicochemical characterization following standard methods. The ethanol-tolerant yeasts were identified using the culture- dependent method. Standardized cell suspension of the pure yeast was used singly and in combination for fermenting decaying fruits juice for 21 days with an uninoculated medium as control. During the fermentation, samples were obtained at intervals for the determination of yeast counts, total titratable acidity, pH, brix, temperature, specific gravity, alcohol content and total yield of the bioethanol produced.

Comment [B4]: How can you differentiate pure and impure. There is no pure in culture using 'without '

Comment [B5]: Change to analysed

Comment [B6]: Use only alcohol or ethanol or bioethanol, focussed on the word

Results: The results showed that the total viable counts of ethanol-tolerant yeast increased at the onset of fermentation and later decreased as fermentation progressed. The yeasts were of the genera *Saccharomyces*, *Candida*, *Rhodotorula*, *Kluyveromyces*, *Trichosporon* and *Pichia*. *Saccharomyces cerevisiae* and *Kluyveromyces marxianus* were selected based

Comment [B7]: These are ethanol producer in low level

on their ability to tolerate high concentration of ethanol. During fermentation, the pH decreased as fermentation progressed from 4.5-3.4 for all the isolates from day zero to day 7, but a sudden increase in pH was observed on day 10. before the end of the fermentation(3.73-4.65). The temperature was within the range of 29°C to 31°C throughout the fermentation process. The brix and specific gravity decreased (2.2-0.1°; 0.9926—1.0001) for all isolates. The titratable acidity and alcohol content increased respectively (1.18-0.23; and 0.79- 5.05). *Saccharomyces cerevisiae* gave the highest levels of alcohol (5.05) on day 14 while co-fermentation of *K. marxianus* as and *S. cerevisiae* gave lower alcohol level of (20.79). *Saccharomyces cerevisiae* gave the highest bioethanol yield of 91.20%.

Conclusion: The study concluded that the fermentative and ethanol-tolerant ability of *S. cerevisiae* suggested the vital role this organism could play in bioethanol production in the fermentation industry where agricultural wastes could be converted to useful products.

Keywords: (Bioethanol production and yield, decaying oranges and pineapple, Ethanol tolerant yeast, fermentation, distillation)

1. INTRODUCTION

In view of the global rise in energy crisis the world is facing, predictions have been made that the global crude oil production is going to decline five times below its current level by 2050. According to the World Energy Council (WEC) calculations, the world-wide primary energy consumption is approximately 12 billion tons coal equivalent per year. Furthermore, United Nations calculations have shown that the world's population will increase to about 10 billion people by 2050 which will in turn increase energy demands to at least 24 billion tons of coal equivalent per year (twice of what we consume today) depending on economic, social and political developments (United Nations, 2007; Schiffer, 2008).

Comment [B8]: Not necessary

Comment [B9]: Single digit is enough

Comment [B10]: Use in instead of within

Comment [B11]: Yield high level of alcohol compared to cofermentation with *K.marianus*.

Comment [B12]: Finally, the yield of ethanol was achieved by using ethanol tolerant *Saccharomyces* sp. (more than 90?%)

Comment [B13]: This study concluded that the bioethanol production paly an important role in fermentation industry and the agricultural sectors by products production.

Comment [B14]: Keywords means single word not a stretch

Comment [B15]: In the Global rise in energy crisis the world is facing critical situations. Under the predictions of Global crude oil production, the level of crude oil is declined five times below in 20250.

Comment [B16]: Nations calculation means what? The world population will increase upto 10billion in 2050 and the energy demands also increased which indirectly affect the consumption of coal consumption.

Continuous depletion of conventional fossil fuel reserves with increasing energy demands and climate change (Agboret *et al.*, 2011; Nigam and Singh, 2011) have led to a move towards alternative, renewable, sustainable, efficient and cost-effective energy sources with smaller emissions (Nigam and Singh, 2011). Renewable energy is one of the most efficient ways to achieve sustainable development. Increasing its share in the world matrix will help prolong the existence of fossil fuel reserves, address the threats posed by climate change, and enable better security of the energy supply on a global scale (Chiranjeevi *et al.*, 2013).

Numerous potential alternative fuels have been proposed, including bioethanol, biobutanol, biodiesel, methanol, hydrogen, CNG, biogas, Fischer–Tropsch fuel, electricity, and solar fuel (Limayem and Ricke, 2012). Biofuel originate from processing of plant oils, sugar beet, cereal, organic waste and processing of biomass. Among liquid biofuels, bioethanol has been proven to be an alternative transportation fuel with the largest potential to replace fossil derived fuels, responsible for a significant fraction of greenhouse gas emissions.

Traditionally, ethanol production is usually accomplished by microbial conversion of carbohydrates present in agricultural products (Brooks, 2008). As few yeast strains have been found to possess appreciable characteristics for ethanol production, there is a dire need to explore the potential of indigenous strains of yeasts to meet the national requirements for bio-fuel (Qureshi *et al.*, 2007).

Yeasts are important microorganisms in food manufacturing and fermentation. Yeast is widely spread in different habitats and these include terrestrial, aquatic and aerial environmental. However, yeasts are considered as an important group of microorganisms in the biosphere. They have been isolated from natural substances like leaves, flowers, sweet fruits, grains, freshly fungi, exudates of trees, insects, dung and soil (Tournas, 2005; Li *et al.*, 2008; Zerihun, 2016). Yeasts, being sugar-loving microorganism have been isolated from sugar-rich materials. One of such is fruits. Fruits contain high sugar concentration and hence yeast species are naturally present on these and can be easily isolated from fruits. Distinct wild yeast species are supposed to be present and associated with different fruits in natural environments (Zerihun, 2016). Because of yeast unique fermentative characteristic, there is

Comment [B17]: Matrix means ? change it global matrix
The existence of fossil fuel reserves, threats posed by climate change and energy supply on global scale is depend on the renewable energy according to the global matrix calculation,

Comment [B18]: Remove it or remove numerous potential

Comment [B19]: Is produced

Comment [B20]:

Comment [B21]: Remove, use parts

Comment [B22]: remove

Comment [B23]: remove

Comment [B24]: responsible for sustainable energy producer without the emission of GHG.

Comment [B25]: Different types of ethanol tolerant yeast strains possess appreciable capability and there is a need to explore the potential strains to meet the national requirements.

Comment [B26]: remove

Comment [B27]: add industry

Comment [B28]: different habitats like

Comment [B29]: remove use normal flora of humans as well as atmosphere.

Comment [B30]: remove

Comment [B31]: remove

Comment [B32]: Osmophilic yeasts have been isolated from sugar rich materials of fruits, sugarcane and agricultural residues.

Comment [B33]: Distinct species also isolated from fruits and other raw materials.

Comment [B34]: remove

always a need for yeast strains with better features of fermentation especially high ethanol tolerance for production of ethanol as bio fuel on commercial scale (Colin *et al.*, 2006).

Comment [B35]: and unique features than other microbes

The biodiversity of microorganisms on the substrate depends always on the pH of the substrate. Since fruits are acidic in nature they are predominantly inhabited by yeasts (Zerihun, 2016). Yeast strains found on fruit surfaces are capable of converting wide range of sugars into alcohol. Successful fermentations of biomass to produce ethanol require tolerance to high concentrations ethanol, sugar and invertase activities. These cellular characteristics are important because of high gravity (VHG) fermentations, which are common in the ethanol industry, give rise to high sugar concentrations, at the beginning of the process, and high ethanol concentration at the end of the fermentation.

Comment [B36]: the biodiversity of microbes always depends on pH of the substrate and quality of the product.

Comment [B37]: remove

Comment [B38]: the completion of process requires high tolerance of sugar, ethanol and the enzymes activity having yeast for better yield.

Comment [B39]: remove

The enormity of fruits wastage during the harvesting season in Nigeria constitute environmental problems. However, little effort has been made in order to explore conversation of sugar present in these decaying fruits waste juice for potential application in bioethanol industry. This study seeks to utilize the waste generated from fruits as low cost raw material for the production of renewable energy (bioethanol).

Comment [B40]: in Nigeria, we are facing many problems during the period of fruit harvest.

Comment [B41]: However, little effort has been made to explore the fruits have rich sugars and how to utilize it for bioethanol production with low cost.

2. MATERIAL AND METHODS

2.0 Collection of Samples

Decaying orange and pineapple wastes were collected at various markets in Ile-Ife and its environs as well as decaying fruits dumpsite within Obafemi Awolowo University Staff Quarters. It was collected into sterile Ziploc material and was transported immediately to the laboratory for microbiological analysis.

Comment [B42]: Remove

Comment [B43]: remove

Comment [B44]: it was collected and transported in a sterile conditions to the laboratory

2.1 Isolation and Screening of Ethanol-tolerant Yeasts

Comment [B45]: remove or use genus name

Some pieces of decayed oranges and pineapples were taken and crushed into fine paste. One (1gm) of the sample mixture was serially diluted 10 fold in Maximum Recovery Diluent (MRD) which make up of 0.1 g of peptone and 0.85 g of NaCl in 100 ml of water. Aliquot (100 µl) of appropriately diluted sample was inoculated into Yeast Maintenance Media (YMM) using spread plate method (Kreger-van Rij, 1984). The YMM plates were incubated

Comment [B46]: remove

Comment [B47]: were crushed and diluted with MRD (Maximum Recovery Diluent). The MRD contain 0.1g of peptone, 0.85g of NaCl and 100ml of water. 100ml of ----- ok.

aerobically in an incubator (DSI300D) at 30 °C for 3 days. Single colony formed was picked and the cells were observed under microscope.

Comment [B48]: The colonied were picked and maintained for further works.

2.2 MICROSCOPY

Microscopic examination of the isolated yeast were carried out and these include; direct mount, Gram's staining and lactophenol mount. Physicochemical characterization of the isolate includes sugar fermentation, carbon assimilation and growth in 1% actidine.

Comment [B49]: The isolated strains morphology were observed by Lactophenol cotton blue technique.

2.3 PRODUCTION OF BIOETHANOL FROM DECAYING FRUITS JUICE

2.3.1 Fermentation media preparation

Decaying fruits waste of oranges and pineapple was used as a fermentation media for the study. The fruits waste was collected from local markets in Ile-Ife, Osun State.

Comment [B50]: remove

2.3.2 Composition of fermentation media for yeast:

The fruits juice consists of a mixture of oranges and pineapple in ratio 1:1 to make 250g. Urea was added (0.10 g), Conc. H₂SO₄ (0.30 ml) for bioethanol hydrolysis and sucrose (7.5 % (w/v)). The composition was added up to 1000 mL with distilled water. The pH was adjusted with a pH meter to 6.0 and it was autoclaved at 121 °C for 15 mins.

Comment [B51]: ref?

2.3.4 Preparation of yeast cell suspension:

A 48 hours old culture of yeast cell was added aseptically to autoclaved fermentation broth media (10 mL) singly (yeast only) and in combination (yeast and yeast) and the tube was shaken gently to form a homogeneous suspension.

2.4 Fermentation of fruits juice for bioethanol production

Fermentation was carried out in Erlenmeyer conical flasks. Two hundred and fifty millilitres (250 mL) fermentation media were taken into 500 mL Erlenmeyer flasks and homogenous suspension of yeast was inoculated into the media in an aseptic condition. The flask was cotton plugged and incubated at 30 °C for 21 days. Samples was taken at intervals of day zero, three, seven, ten, fourteen, and 21 for bioethanol production to monitor the following parameters: pH, temperature, optical density, total titratable acidity, brix (sugar content), specific gravity & alcohol content.

Comment [B52]: After sterilization, the samples of fruit juices were inoculated with yeast cultures in an aseptic condition and incubated at ----- ok.

Comment [B53]: The samples were taken at different intervals of 0, 3, 7, 14 and 21 days to analyze the ethanol production with

2.5 Physicochemical Analysis to Monitor the Progress of the Fermentation of Decaying Oranges and Pineapple Juice for Bioethanol Production

Comment [B54]: remove

The physicochemical parameters carried out on the sample during fermentation included optical density, temperature, titratable acidity, brix level (total sugar), pH, alcohol content and yield.

Comment [B55]: remove

2.6 Determination of pH of ethanol

The pH of the fruits juice sample was read from a pH meter (Hanna instruments 8021) standardized with buffer solutions (4 and 7) (A.O.A.C, 2000).

2.7 Determination of yeast cell growth

The yeast growth determination was carried out using spectrophotometer by the method of (Olutiola *et al.*, 1991).

Comment [B56]: the pH of the fruit juice samples were read by pH meter. the yeast count and the growth is analyzed by spectrophotometer

2.8 Determination of titratable acidity (TTA) % of ethanol

It was expressed as percent acidity and analysed using the method of (Wilson *et al.*, 2012).

Comment [B57]: method? Or remove ()

TTA was determined by titrating known quantity of the sample against standardized 0.1N NaOH using a few drops of phenolphthalein solution as indicator to achieve pink colour end point which should persist for 15 seconds as shown in equation 1

$$\% \text{ethanol} = \frac{\text{mL of 0.1M NaOH (titre)} \times \text{normality of NaOH} \times 100}{\text{ml of sample}} \dots \dots \dots \text{equation 1}$$

2.9 Brix level (total soluble sugar) determination of ethanol

Sugar content was determined as Brix using a refractometer (Bs eclipse, Bellingham Stanley 45-02 company UK). A clean dry applicator was used to place two drops of the sample on the prism of the refractometer and the value (original gravity of the refractive index) was read (Wilson *et al.*, 2012).

2.10 Specific gravity determination of ethanol

The specific gravity was estimated using hydrometer as outlined by Iland *et al.* (2000).

The hydrometer was slowly inserted into a test jar filled with the banana must, spanned in the liquid to dislodge any air bubbles clinging to the glass, which could cause a test error. At eye level, the specific gravity figures on the glass stem was read where the surface of the liquid cuts across it at 20 °C.

2.11 Determination of alcohol

The alcohol content was measured in percentage volume by volume (%v/v) also by refractometry method as described by Nwachukwu (2010). A clean dry applicator was used to place 2 drops of the sample (must i.e., before fermentation) on the prism of the refractometer and the value (original gravity) of the refractive index was taken. Two drops of the sample collected at 24 hours interval was applied on the prism of the refractometer and the value (final gravity) was taken.

The percentage alcohol content was calculated using the formula:

$$\text{Alcohol by volume} = \frac{(76.08) \times (O.g - F.g) \times (F.g / 0.794)}{1.775 - O.g}$$

Where O.g is the original gravity
F.g is the final gravity.

2.12 Determination of Bioethanol Yield:

The ethanol yield was estimated according to AOAC (1990) by calculation using the formula:

$$\text{Ethanol yield} = \frac{\text{Ethanol produced}}{\text{Sugar consumed}} \times 100$$

3. RESULTS AND DISCUSSION

In this study, a total number of fifteen (15) yeast isolates were isolated from the decaying oranges and pineapple. The culture was identified as yeast based on colony morphology, microscopic examination, budding formation and biochemical tests.

Comment [B58]: review the materials and methods, if it is not in means elaborate in detail about the cultivation of 15 strains ?

Table 1: Biochemical Characteristic of Yeast Associated with Decaying Oranges and Pineapple

Isolate code	Glucose	Sucrose	Xylose	Lactose	Mannitol	Raffinose	Maltose	Meliobiose	Mannose	Galactose	Growth in 0.1% Actinide	Nitrate Reduction Test	Probable identity of isolate
1	++	++	++	++	++	-	++	+	+	++	+	+	<i>Trichosporonasahii</i>
2	++	++	++	++	++	+	+	+	+	++	+	+	<i>Trichosporonaesteroide</i>
3	++	++	++	++	++	-	-	-	+	+	+	+	<i>Rhodotorulamucilaginosa</i>
4	+	+	+	+	+	-	-	+	+	+	+	+	<i>Pichiamei</i>
5	++	+	++	++	+	+	-	+	+	+	+	+	<i>Trichosporonmucoide</i>
6	++	++	+	+	++	-	-	+	++	++	+	+	<i>Candida fructus</i>
7	+	+	+	++	+	-	++	+	+	++	+	+	<i>Trichosporoncutaneum</i>
8	+	++	++	++	++	+	+	+	+	-	+	+	<i>Candida albica</i>
9	-	-	++	-	-	-	-	-	+	-	+	+	<i>Candida catemulata</i>
10	+	+	+	-	-	-	-	-	+	+	+	+	<i>Candida parapsilosi</i>
11	++	++	++	++	++	-	-	-	+	+	+	+	<i>Kluyveromycesmarxianus</i>
12	++	+	++	-	-	-	+	+	++	+	+	+	<i>Saccharomyces cerevisiae</i>
13	++	++	++	-	++	-	-	-	+	-	+	+	<i>Candida albican</i>
14	+	-	+	-	-	-	-	-	-	-	+	+	<i>Kluyveromycesfragilis</i>
15	-	-	-	-	-	-	-	-	-	-	+	+	<i>Candida valida</i>

KEY: ++ Positive and can produce gas, + positive and cannot produce gas, - Negative

Comment [B59]: provide elaborate details in material and methods or reduce the content according to your work

Table 2: Carbon Assimilation Table for Two Yeasts used in Bioethanol Production

Probable identity of Organisms	Glucose	Mannose	Xylose	Sucrose	Maltose	Lactose	Raffinose	Galactose	Meliobiose
<i>S. cerevisiae</i>	+	-	-	+	+	-	+	+	-
<i>K.marxianus</i>	+	-	-	-	-	+	-	-	-

Key: + Positive; - Negative

Comment [B60]: same as above

The temperature changes in fermenting fruits juice inoculated with different yeast strains and a mixed culture of the isolated yeast strains for bioethanol production is shown in figure1. In general, fermenting fruits juice with single yeast strains culture resulted in the normal growth of the organism which is 30 °C. The mixed culture of the isolated yeast strains which are *S. cerevisiae* and *Kluyveromyces marxianus* have a higher temperature on day 21 which is almost the same with the control.

The changes in cell biomass in the fermenting fruits juice is shown in the figure 2. Samples were inoculated with different yeasts strains and a mixed culture of the isolated yeast strains for bioethanol production. There was an increase in cell growth at the beginning of the fermentation and it decreases as fermentation progresses.

The pH changes in fermenting fruits juice inoculated with different yeast strains and a mixed culture of the isolated yeast strains for bioethanol production is shown in figure3. Fruits juice with single yeast strain culture shows a decrease in pH of the fermenting medium the onset of fermentation to day 14. It is worthy to note that a sudden changed in pH occur on day 21 with a little increase from the value recorded on day 14.

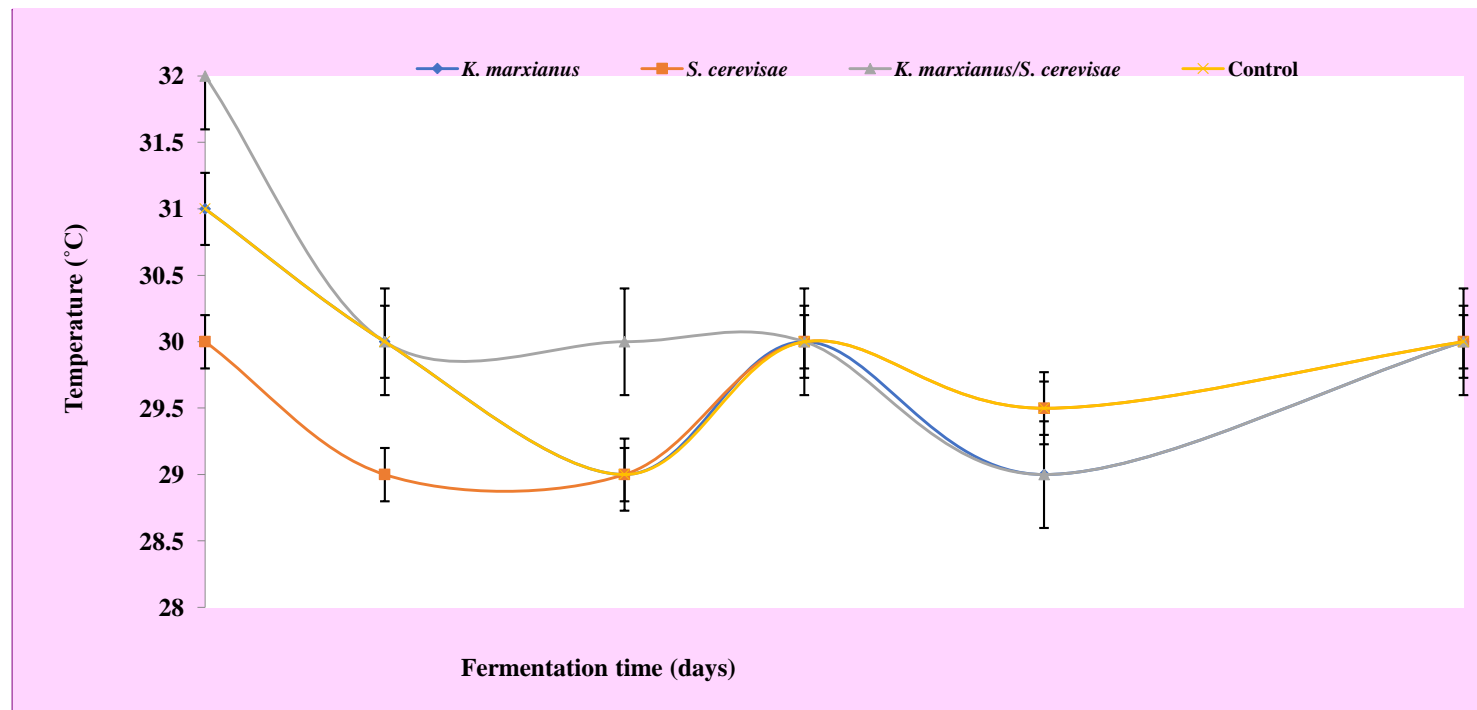


Figure1: Changes in the temperature with time in fermenting fruits juice inoculated with different yeasts and a mixed culture of yeasts for bioethanol production

Comment [B61]: u r correlate the result for saccharomyces and K.marxianus with combination. There is no days in figure

Comment [B62]: title may be used as effect of temperature in bioethanol production

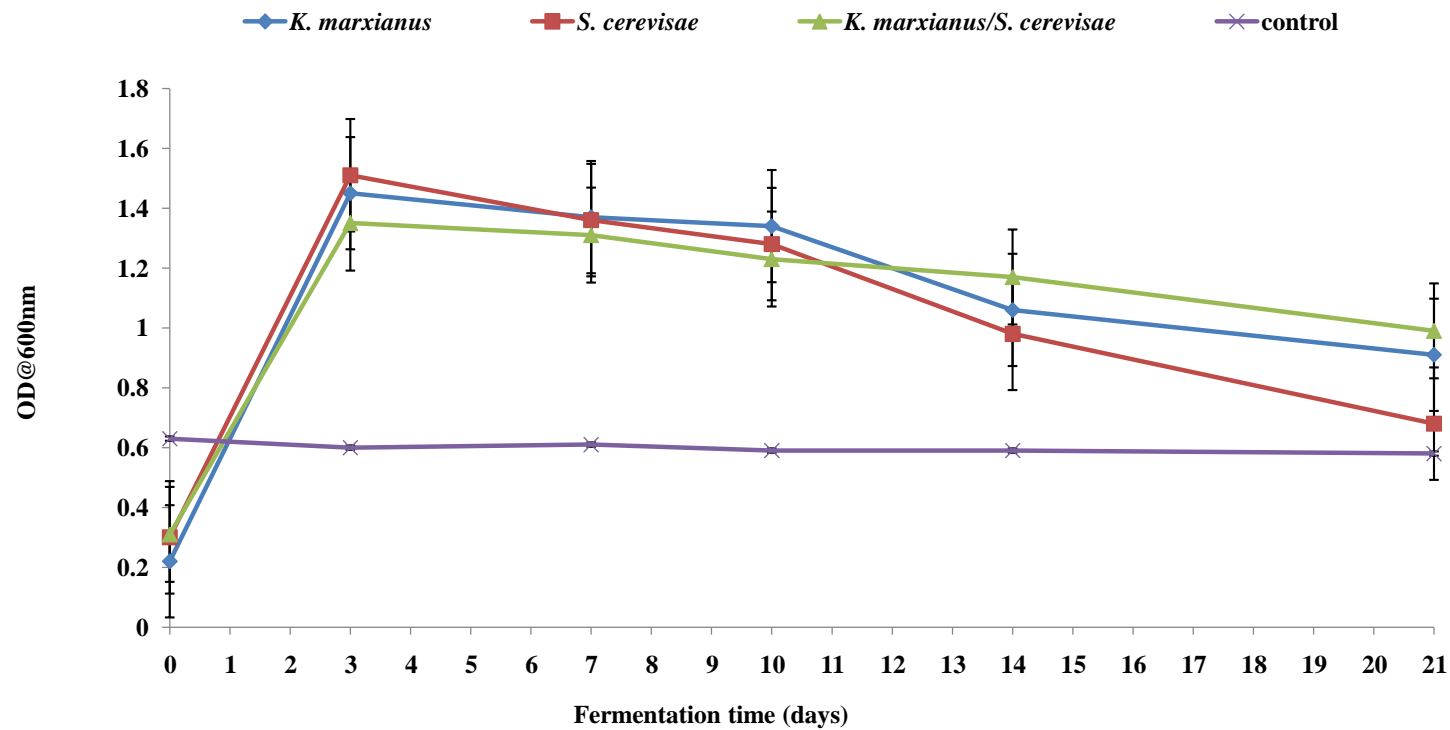


Figure2: Changes in the cell biomass with time in fermenting fruits juice inoculated with different yeasts and a mixed culture of yeasts for bioethanol production

Comment [B63]: title may be used as effect of biomass in bioethanol production

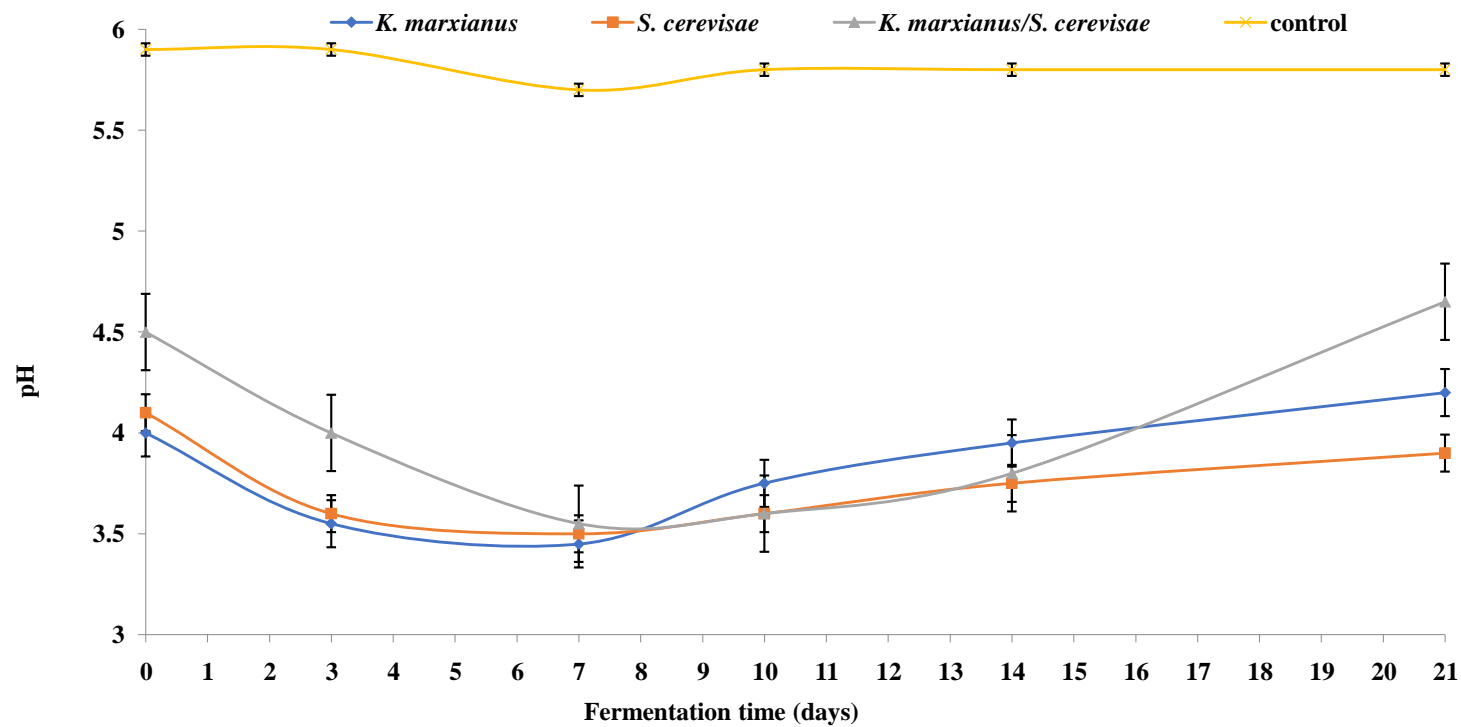


Figure3: Changes in the pH with time in fermenting fruits juice inoculated with different yeasts and a mixed culture of yeasts for bioethanol production

Comment [B64]: title may be used as effect of pH in bioethanol production

The changes in brix level in fermenting fruits juice inoculated with different yeast strains and a mixed culture of *S. cerevisiae* and *K. marxianus* for bioethanol production is shown in Figure 4 below. In all the fermentation sets, the brix level decreased as fermentation progresses from a starting brix of 2.2° at the onset of fermentation to a range of between 0.1°, 0.3° and 0.45° respectively at the end of the 21 days' fermentation process. In the single strains yeast series, *S. cerevisiae* gave the highest reduction in brix level (from 2.2° at the onset to 0.3° at the 21 day of fermentation) while the least reduction was seen in *K. marxianus*. Mixed culture of *S. cerevisiae* and *K. marxianus* gave the highest reduction in brix level (from 2.0° at the onset (0 day) to 0.1° at the end of the 21 days fermentation) which was significantly different from fermentation between the single yeast strains.

Titrateable acidity in the fermenting fruits juice inoculated with single yeast strains increases as fermentation progressed. The fermenting fruits juice inoculated with *S. cerevisiae* gave the highest level of titrateable acidity to day 14 of the fermentation process (Figure 5). The titrateable level of *K. marxianus* also increase but not at the same rate with the *S. cerevisiae*. The titrateable acidity of the mixed yeast isolates increase with little significance in growth different up to the 14 days of fermentation and then remained stable.

Comment [B65]: use C after 0

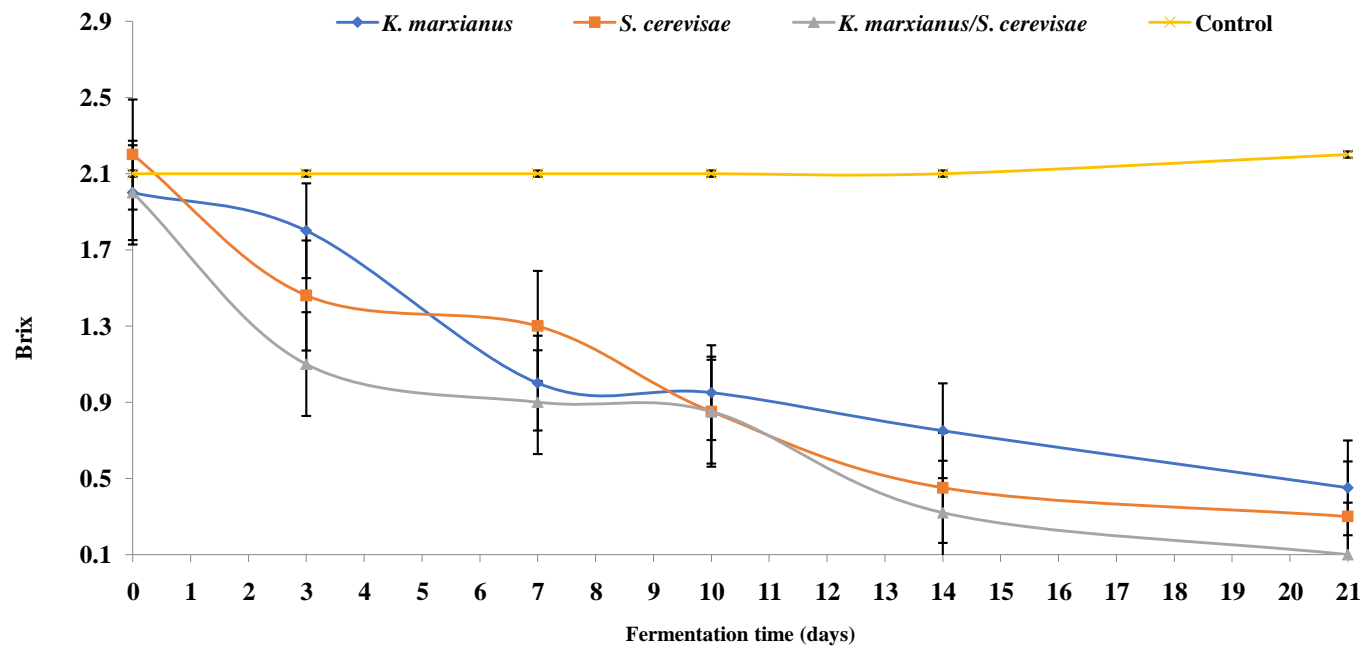


Figure 4: Changes in the level of brix with time in fermenting fruits juice inoculated with different yeasts and a mixed culture of yeasts for bioethanol production

Comment [B66]: title may be used as brixlevel for bioethanol production

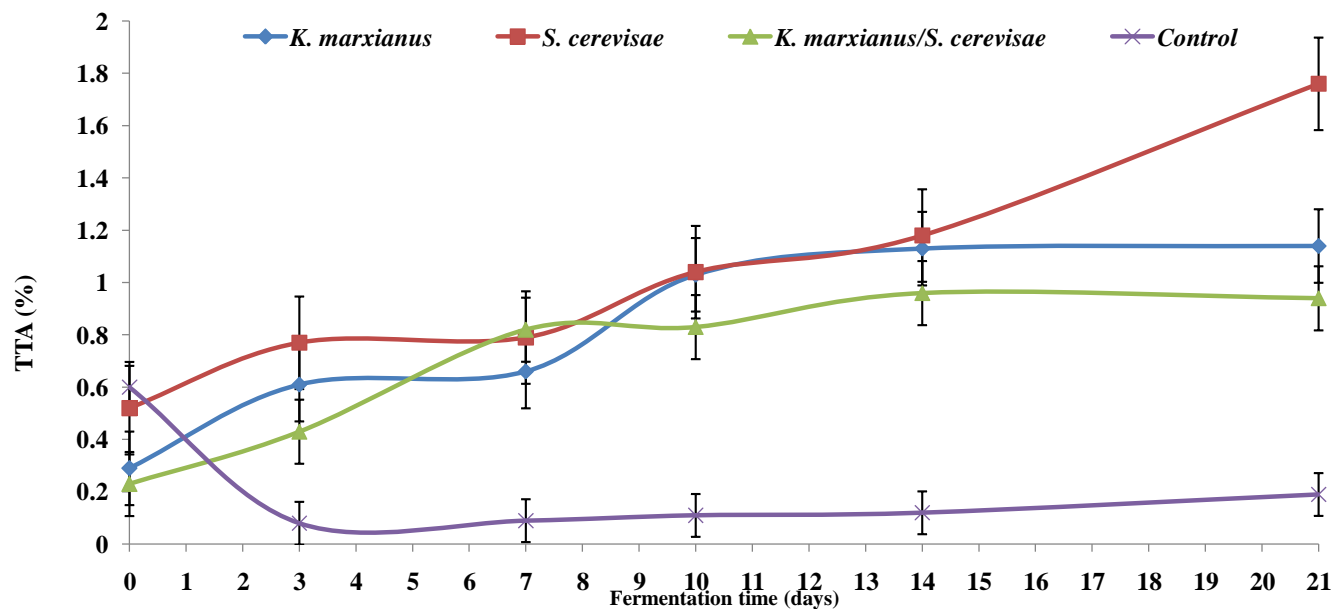


Figure 5: Changes in the titratable acidity with time in fermenting fruits juice inoculated with different yeasts and a mixed culture of yeasts for bioethanol production.

Comment [B67]: title may be used as Titratable acidity changes in bioethanol production

The changes in specific gravity of the fermenting fruits juice inoculated with single and mixed strains of yeast respectively is shown in figure 6. The changes in specific gravity in single and mixed strains of yeast fermentation culture showed the same trend of gradual decrease as fermentation progressed. Mixed culture of *S. cerevisiae* and *K. marxianus* gave the lowest specific gravity value (1.001) as fermentation progressed. *S. cerevisiae* gave the highest specific gravity value. It is significant to note that the mixed culture of yeast strains significantly reduced the specific gravity of the fermented product compared to the value obtained for the single strains of yeast series involving in the fermentation.

The changes in alcohol content follow the same trend in all the single and mixed yeast strains fermentation has shown in figure seven. They all showed a gradual increase between zero to 14 and a decrease on day 21 of fermentation, with fermentation involving *S. cerevisiae* as a single yeast strain giving the highest alcohol content value of 5.05 in day 14 and a sharp decrease on day 21.

Comment [B68]: instead of gave use the term showed, indicated, yield, produced, depicted

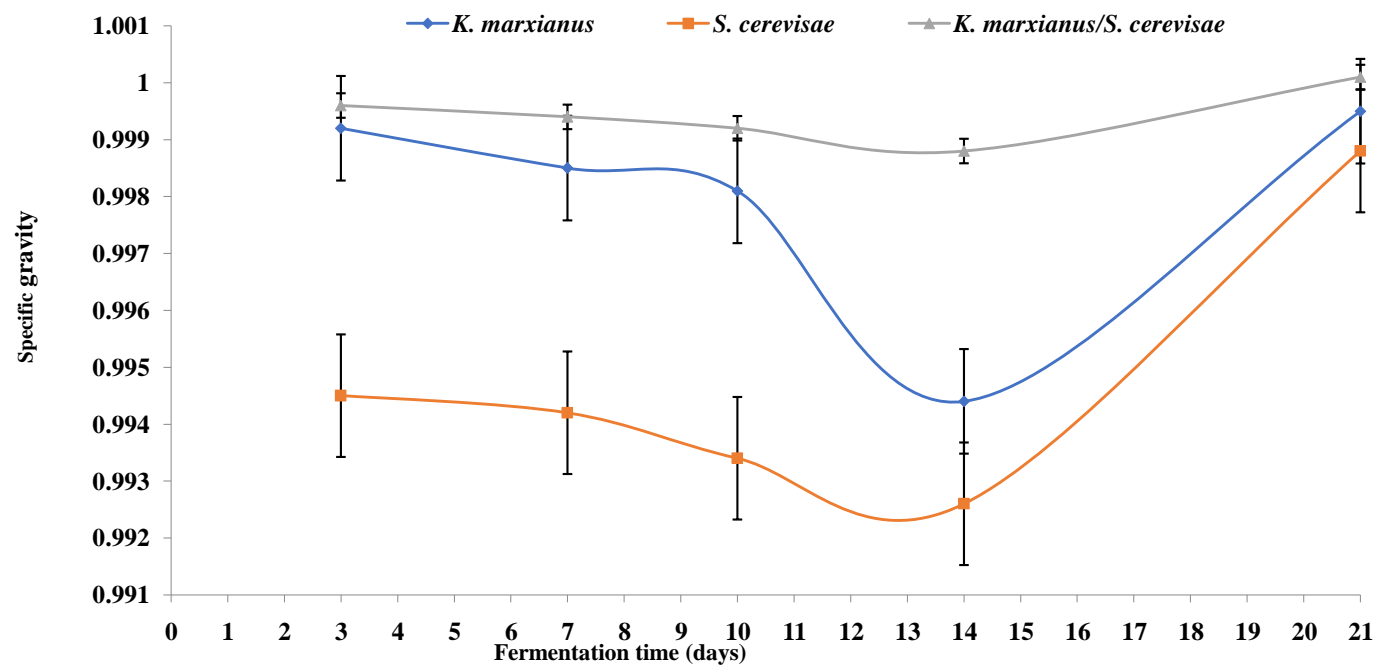


Figure 6: Changes in the Specific Gravity with time in fermenting fruits juice inoculated with different yeasts and a mixed culture of yeasts for bioethanol production

Comment [B69]: title may be used as Changes in specific gravity in ethanol production

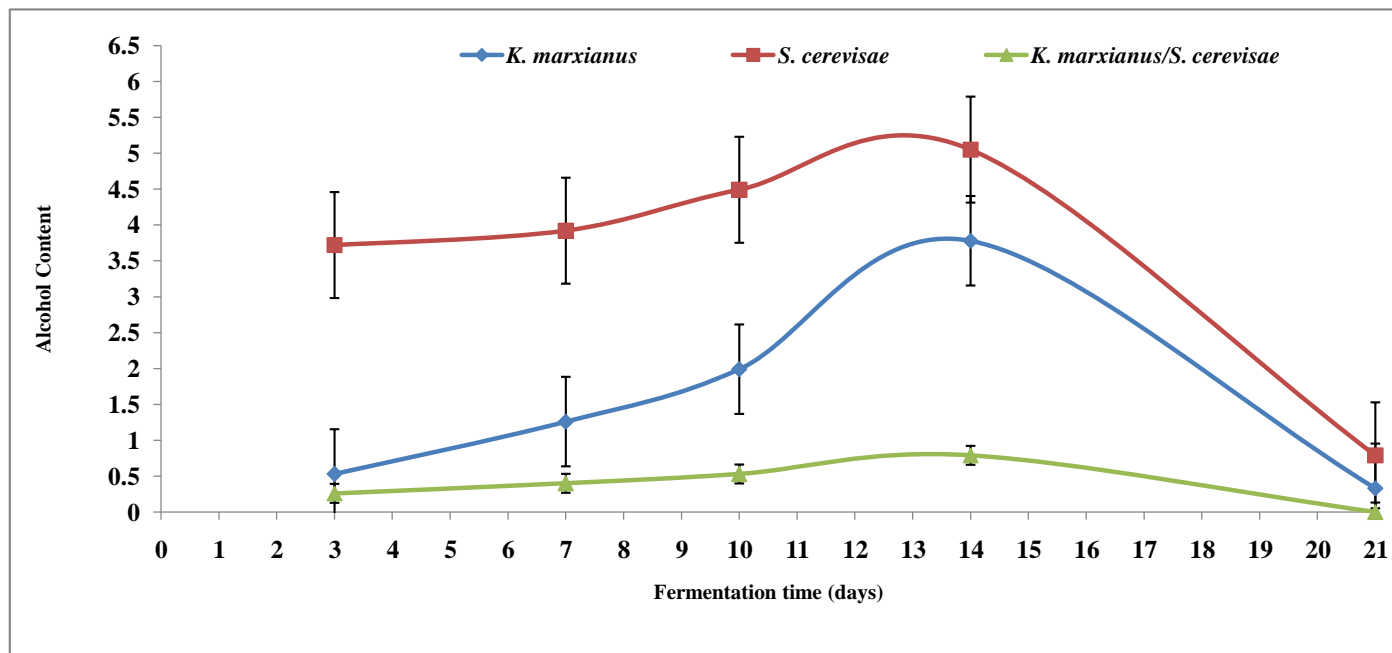


Figure 7: Changes in the alcohol content with time in fermenting fruits juice inoculated with different yeasts and a mixed culture of yeasts for bioethanol production.

Comment [B70]: Etthanol yield at differentintervals

Table 3: Percentage Yield of Bioethanol Produced from Decayed Fruits Juice

DAYS	<i>K. marxianus</i>	<i>S. cerevisiae</i>	<i>K. marxianus</i> and <i>S. cerevisiae</i>
3	2.69	18.88	1.67
7	6.39	19.89	2.69
10	10.10	22.79	6.30
14	19.18	25.63	10.10
21	1.67	4.01	0
Total Yield	40.03	91.20	20.76

DISCUSSION

Saccharomyces cerevisiae and *Kluyveromyces marxianus* were selected based on their ability to tolerate high concentration of ethanol which is one of the essential attribute necessary for the production of bioethanol.

One of the parameters monitored during fermentation of fruits juice by single strains of yeast and mixed culture for bioethanol production is temperature. Temperature plays an important role in the production of ethanol, since the rate of alcoholic fermentation increases with the increase in temperature. The optimum temperature of ethanol ranges between 25°C to 40°C which depend on the room temperature.

Comment [B71]: remove

When temperature goes below the optimal range, their ability to catalyse the intended reaction slows down. In this study, the change in temperature observed during fermentation of fruits juice for bioethanol production ranges from 29-32°C. The result is similar to the work of Reddy and Reddy (2006) who recommended that the fermentation temperature for ethanol production up to 30°C should be considered. It also agreed with the results of Maysa (2010) who reported that the highest ethanol levels by two *Saccharomyces cerevisiae* strains at 30°C.

Comment [B72]: modify

Comment [B73]: not required

The observed changes in cell biomass of the optical density within the period of fermentation could be due to increase in microbial load arising from microbial

succession with changes in fermentation end products. These results agree with reports of previous workers (Amerine and Kunkee, 2005; Robinson, 2006; Okafor, 2007).

The pH value has significant influence on alcoholic fermentation. Enhanced ethanol production through fermentation can be obtained by controlling pH of the broth as it is one of the key factors for ethanol production having direct influence on organisms as well as on their cellular processes (Kasemetset al, 2007). In general, hydrogen ion concentration in fermentation broth can change the total charge of plasma membrane affecting the permeability of some essential nutrients into the cells. The pH values of ethanol produced by the process of fermentation ranges from 4 to 6. In this study, the pH of the fermenting medium decreases as fermentation progressed to day 14th. A sudden increase in pH was observed at the end of 21st day of the fermentation. The mixed culture of *K. marxianus* and *S. cerevisiae* gave the highest sudden increase in pH value of 4.65 while *S. cerevisiae* gave the lowest pH value of 3.9 on 21 day. The result of this study agrees with Chanprasartsuket al. (2012) who reported final pH value of 3.9. The final pH value of *K. marxianus* 4.2. The final pH value obtained was similar with results reported by Chanprasartsuket al. (2012) who obtained final pH value of 3.9. This value was however high compared those of (3.4 to 3.5) obtained by Idise (2012) at the end of pineapple juice fermentation but was concordant with the pH of the wines after fermentation which is generally 2.0 to 4.0 (Perrin, 2008).

In addition, titratable acidity is an important characteristic during fermentation process and it depends on the biochemical composition of fruit juice used in the alcoholic fermentation and process parameters of fermentation. The titratable acidity

Comment [B74]: in discussion your points only focused to conclude

increases throughout the fermentation process. Similar observations were made by Chowdhery and Roy (2007) when they reported an increase in titratable acidity (from 0.51 to 3.30%) during the alcoholic fermentation. This result does not agree with Vaidya *et al.* (2009) who reported decrease in titratable acidity (from 1.07 to 0.52%) after fermentation of kiwi from fruits juice.

Comment [B75]: recheck

The brix level is the sugar content of the fermenting fruits juice. The brix level decreases from 2 to 0.1 throughout the fermentation process. The result of this study does not agree with Akuboret *et al.* (2003) observed the decrease in TSS of banana juice from 18 to 4.8° brix at the end of 14 days fermentation at 30 ± 2 °C temperature.

Comment [B76]: how

In addition, specific gravity is used to measure the sugar and alcohol content. As the fermentation progressed, the specific gravity considerably decreased and reached a value. The decrease in specific gravity is clear indication of yeast fermenting the sugar resulting in ethanol and vinegar production. There is an inverse relationship between specific gravity and alcohol content. The lower the specific gravity, the higher the alcohol content. The increase in acidity may be due to the activities of the microorganisms breaking down sugars to produce both alcohol and carbon dioxide. This study agrees with the work of Duarte *et al.* (2010) who reported higher alcohol inoculated with *S. cerevisiae* UFLA CA 1162 isolated from fermented fruits

The ethanol yield has mentioned above shows that *S. cerevisiae* gave the highest ethanol yield of 91. 20 at 30 °C at the end of the fermentation process. The result of this study shows does not agree with the work of Lin and Shenet *et al.* (2008) who

Comment [B77]: why

reported ethanol yield of 75.79% at 28°C and 89.89% at 30 °C from sweet sorghum juice using immobilized yeast cell.

4. CONCLUSION

In conclusion, the result of this study has revealed the usefulness of waste. It can be used in the production of bioethanol. Bioethanol is an eco-friendly fuel that can be used in unmodified petrol engines (Hansen *et al.*, 2005). Combustion of ethanol results in relatively low emission of volatile organic compounds, carbon monoxide and nitrogen oxides. This reduce greenhouse gases thereby leading to a clean environment. Lignocellulosic biomass has been projected to be one of the main resources for economically attractive bioethanol production. One of such biomass is agricultural wastes which are renewable, less costly and abundantly available in nature. Agricultural wastes do not demand separate land, water, and energy requirements. Effort should be made in converting this so call waste to wealth.

Comment [B78]: the fruit waste can be used in bioethanol production, because it is ecofriendly nature.

Comment [B79]: This reduces the greenhouse gases and leads to clean environment

Comment [B80]: inexpensive

Comment [B81]: abundant

Comment [B82]: Efforts ?

REFERENCES

- Agbor, VB., Cicek, N., Sparling, R., Berlin, A., and Levin, DB. (2011). Biomass pretreatment: Fundamentals toward application. *Biotechnology Advances*, 29(6):675–685.
- Akubor, PI., Obio, SO., Nwodomere, KA., and Obiomah, E. (2003). Production and quality evaluation of banana wine. *Plant Foods of Human Nutrition*, 58:1-6.
- Amerine, MA. andKunkee, RE. (2005). Microbiology of Winemaking. *American Revision of Microbiology*, 22: 232-258.

- Chanprasartsuk, O., Kornwika, P., and Donlaphorn, T. (2012). Pineapple wine fermentation with yeasts isolated from fruit as single and mixed starter cultures. *Asian Journal of Food Agricultural Industry*, 5(02):104-111.
- Chiranjeevi, T., Hari Prasad, O., Navya, A., Praveen, CV, Nanda, K., Ismail. SM.et al.(2013). Isolation and characterization of ethanol tolerant yeast strains. *Journal of Bio information*, 9(8): 421-425.
- Chowdhury, P., and Ray, RC. (2007). Fermentation of Jamun (*Syzygiumcumini*L.) fruits to form red wine. *ASEAN Food Journal*, 14:15-23.
- Colin, M., Jennife, M., Lopes, DE., and Miguel, JV. (2006). *America Journal of Ecology*, 57: 423–30.
- Duarte, WF., Dias, DR., Oliveira, JM., Teixeira, JA., Silva, J., and Schwan, RF. (2010). Characterization of different fruit wines made from cacao, cupuassu, gabirola, jaboticaba and umbu. *Food Science and Technology*, 43(10): 1564-1572.
- Hansen, AC., Zhang, Q., and Lyne PW. (2005). Ethanol–diesel fuel blends— areview. *Bioresource Technology*, 96:277–85.
- Idise, OE. (2012). Studies of wine produced from pineapple (*Ananascomosus*). *International Journal of Biotechnology, Molecular Biology and Resources* 3:1-7.
- Iland, P., Ewart, A., Sitters, J., Markides, A., and Bruer, N. (2000). Techniques for chemical analysis and quality monitoring during winemaking. *Patrick Iland wine promotionsAustralia*,111.

Kasemets, K., Nisamedtinov, I., Laht, TM., Abner, K., and Paalme, T. (2007).

Growth characteristics of *Saccharomyces cerevisiae* S288C in changing environmental. *International journal of microbiology*, 3(1):134-139.

Kreger-Van Rij, NJ. (1984). The Yeast a Taxonomic Study. New York: *Elsevier Science Publishing Company*, 1082.

Li, H., Veenendaal, E., Shukor, NA., Cobbinah, JR., and Leifert, C. (2008). *Journal of Applied Microbiology*, 21: 322–326.

Limayema, A., Steven, C., and Riche, CV. (2012). Lignocellulosic biomass for bioethanol production: Current perspectives, potential issues and future prospects. *Progress in Energy and Combustion Science*, 38:449-467

Lin, R., and Shen, R. (2008). Impacts of main factors on bioethanol fermentation from stalk juice of sweet sorghum by immobilized *Saccharomyces cerevisiae* (CICC 1308). *Bioresource Technology*, 99(4): 847–854.

Maysa, MA. and Ali., AO(2010):Studies on production of ethanol and single cell proteins by local yeast strains, M.Sc. Thesis, Botany Department, Faculty of Science, Assiutet University, Egypt.

Nigam, P. S. and Singh, A. (2011). Production of liquid biofuels from renewable resources. *Progress in Energy and Combustion Science*, 37(1): 52–68.

Nwachukwu, JA. (2010). Production and quality evaluation of banana (*Musa Sapientum*) wine. M.Sc. Thesis, Caritas University, 5-38.

- Okafor, N. (2007). Microbiology and Biochemistry of Oil Palmwine. *Advance Applied Microbiology*, 24: 237-255.
- Perrin, L. (2008). Contribution methodology and analysis of sensory Date. Doctorate thesis Centre International for Sciences in Agronomics. *Biotechnology Microbiology*, 132.
- Qureshi, JA. and Stansly, PA. (2007). Integrated approaches for managing the Asian citrus psyllid (Homoptera: Psyllidae) in Florida. *Abstracts for the 2007 Joint Annual Meeting of the Florida State Horticulture Society*, 4:342-345.
- Reddy, LV. and Reddy, OV. (2006). Rapid and enhanced production of ethanol in very high gravity (VHG) sugar fermentations by *Saccharomyces cerevisiae*: Role of finger millet (*Eleusinecoracana* L.) flour. *Process Biochemistry*, 41(13): 726-729.
- Robinson, J. (2006). The Oxford Companion to Wine. 3rd Ed. *Oxford University Press*, 268-780.
- Schiffer, HW. (2008). WEC energy policy scenarios to 2050. *Energy Policy*. 36: 2464-2470.
- Tournas, VH. (2005). Moulds and Yeasts in fresh and minimally processed vegetable and sprouts. *International Journal of Food Microbiology*, 99: 71-77.
- United Nation. (2007). World Population Prospects, the 2006 Revision, Highlights; Working Paper ESA/P/WP.
- Vaidya, D., Vaidya, M., Sharma, S., and Ghanshayam, S. (2009). Enzymatic treatment for juice extraction and preparation and preliminary evaluation of kiwifruits wine. *Natural Product Radiance*, 8:386-391.

Wilson, P., David, T., and Sam, B. (2012). Microbial and biochemical changes occurring during production of traditional Rwandese Banana Beer Urwagwa, Fermentation Technology, *An open Access Journal*, 1:104.

ZerihunTsegaye, (2016). Isolation, identification and characterization of ethanol tolerant yeast species from fruits for production of bio-ethanol. *International Journal of Modern Chemistry and Applied Science*, 3(3):437-443.

UNDER PEER REVIEW