

## Original Research Article

### **The effect of fertilizer rate and pruning material on Growth and Yield Performance of Carrot (*Daucus carota*) under Alley Cropping System during the Hedgerow Establishment Period**

#### ABSTRACT

The study was conducted at the Agroforestry Farm of Sylhet Agricultural University from October 2020 to March 2021 to evaluate the growth and yield performance of carrot and determine soil fertility status during the hedge establishment period of alley cropping. Hedges for alley cropping were established using Ipil-ipil (*Leucaena leucocephala*) and Vegetable hummingbird (*Sesbania grandiflora*) tree species. The experiment was laid out in a Randomized Complete Block Design (RCBD). During the hedge establishment period, the carrot was cultivated in the alley of the hedgerow using four different treatments with three replications. The treatments were  $T_0$  (No application of fertilizer and pruning materials),  $T_1$  (application of recommended fertilizer dose),  $T_2$  (application of half dose of the recommended fertilizer + pruning materials), and  $T_3$  (application of pruning materials). The results exhibited that growth parameters, viz. plant height (cm), leaf number per plant, root length (cm), and root diameter (cm) of carrot were almost similar in all treated plots, except control ( $T_0$ ). The carrot yield was statistically similar in all fertilizer and pruning materials treated plots, but it was drastically reduced in the control plots and decreased by about 40-45% compared to fertilizer and pruning materials applied plots. During hedgerow establishment, soil pH among different plots has not changed significantly compared to the initial field, but organic matter (OM), nitrogen (N), phosphorus (P), potassium (K), and sulfur (S) in different alleys found to be increased significantly in treatment  $T_2$  and treatment  $T_1$  after carrot cultivation. Improvement in soil fertility was also found in the alleys between the hedgerows of ipil-ipil and vegetable hummingbird when only pruning material was applied to the soil. Therefore, an alley cropping system with ipil-ipil and vegetable hummingbird may enhance the yield performance of carrot and organically improve soil fertility during the hedge establishment period.

**Keywords:** Alley cropping; carrot; ipil-ipil; vegetable hummingbird; hedgerow establishment.

#### 1. INTRODUCTION

Bangladesh is an agricultural country with a vast population, and its economy depends mainly on agriculture. Agriculture contributes about 12.09 percent of Bangladesh's total GDP [1], and about 71 percent of people depend on agriculture. Although the number of contributions of agriculture to the GDP of Bangladesh is decreasing day by day, its importance is increasing. The population of the country is increasing day by day. Due to

**Comment [ag1]:** It would be better to retitle this article as "The effect of fertilizer rate and pruning material on Growth and Yield of Carrot (*Daucus carota*) under Alley Cropping System

**Comment [d2]:** vegetable

**Comment [d3]:** a randomized complete block design

**Comment [ag4]:** Type of fertilizer DAP, urea or others?

**Comment [ag5]:** Determine the quantity of fertilizer and pruning materials needed.

**Comment [ag6]:** 1. Is pruning materials alone?  
2. It is better to represent:  $T_1$  = control (no fertilizer and pruning materials)  $T_2$  = 200 gm of Urea,  $T_3$  = half of the recommended fertilizer dose and pruning materials, and  $T_4$  = only pruning materials

**Comment [ag7]:** Write in Scientific name to understand easily for readers

**Comment [ag8]:** Write in Scientific name to understand easily for readers

**Comment [ag9]:** Check the journal's guidelines for line spacing throughout the document.

overpopulation, people have to make buildings for their habitat and also for industrialization. For this, agricultural land is diminishing as the day passes. In this situation, there is a crying need to produce more food with limited land resources. However, the problem is that cropping intensity has increased to increase food production. As land is used for intensive cultivation, the fertility of the soil decreases gradually and finally reduces the crop yield. Intensive cultivation is also associated with high inputs of chemical fertilizer into the land [2]. This frequent use of chemical fertilizer degrades the soil property and also pollutes our water resources and environment. Bangladesh has various land agroecosystems; among them, the upland/highland ecosystem comprises areas characterized by low soil fertility and poor crop productivity. In rain-fed farming, production is diverse and unpredictable; crop yield is low, unstable, and fluctuates from year to year. Subsistence farmers often do not use costly fertilizers for production due to the yield instability. Besides this, many farmers cannot afford to buy agricultural inputs to improve the physical and biological properties of soil [3].

**Comment [ag10]:** Merge and rewrite

**Comment [ag11]:** Source??

**Comment [ag12]:** It lacks a source, or the author(s) copied another authors's work.

**Comment [ag13]:**

Recently, alley cropping has emerged as a sound technology for sustainable crop production. Alley cropping is a form of agroforestry in which crops are grown in the interspace between rows of planted shrubs or tree species. Usually, legumes and shrub/tree species are pruned at an interval to add nutrient materials to the soil [4]. Pruned materials are added to the soil as green manure so that pruned leaves and branches can release nutrients to the soil, improve the soil's physiochemical properties, and ultimately improve the growth and development of associated crops [5]. Tree legumes have the ability to return nitrogen to the soil through leaf or root decomposition and nitrogen-fixing nodules, which improve crop productivity and soil fertility [6]. As nutrients are added to the soil through the decomposition of leaves and nitrogen is added through nodulation by roots, the cost of chemical fertilizer is reduced through this production system [7].

There are many trees and shrub legumes that can restore the nutrients in alley cropping in many parts of the world. Leguminous tree species usually recycle nutrients, contribute biologically fixed nitrogen, and provide food, fuel, fodder, and timber harvested from dwindling forests [8]. Ipil-ipil (*Leucaena leucocephala*) and Vegetable hummingbird (*Sesbania grandiflora*) are suitable tree species used worldwide. Vegetable hummingbird is also known as Bakphul in Bangladesh. These two species biologically fix N, can withstand repeated pruning, produce a large amount of pruning materials and nutrients, and are relatively long-lived [9, 10]. During the evaluation of the alley cropping system in a flat upland ecosystem, the assessment of commercially grown vegetables on that land type should be given emphasis. The carrot (*Daucus carota*) is an important winter vegetable in terms of production and area in Bangladesh. It might be suitable to grow in a flat ecosystem. Carrots are plentiful in nutrients, minerals, and antioxidant compounds. As a component of a decent eating routine, they can support immune function, reduce the risk of some cancers, and advance injury mending and stomach related well-being. Since the use of carrot is increasing day by day, its economic value is also growing [11].

**Comment [ag14]:** Repeated to the above paragraph

**Comment [ag15]:** Lpil

**Comment [ag16]:** It lacks a source, or the author(s) copied another authors's work.

To fulfill the demand for vegetables for the growing population of Bangladesh, a sustainable production system that has the potential to yield more food from limited land resources needs to be developed. In these circumstances, alley cropping could be an important practice for maintaining vegetable production and soil health. Since there is scope to spread this suitable production system throughout the country, it is necessary to undertake a study to explore the potentiality of this practice on the productivity of vegetables and soil health that could be further tested in farmer fields in the different ecosystems of Bangladesh for wider use of the farmers. Till now, there have been few studies in Bangladesh about the effect of alley cropping with N-fixing and non-N-fixing leguminous species on the performance of winter vegetables and their role in improving soil fertility during hedgerow establishment. This study attempts to determine the effectiveness of hedgerow intercropping

in increasing the growth and yield of carrot and improving soil fertility during the establishment period of hedgerow.

## 2. MATERIALS AND METHODS

### 2.1 Location, Climate and Soil of the Study Area

The experiment was conducted at the experimental farm, Department of Agroforestry & Environmental Science, Sylhet Agricultural University, Sylhet, from October 2020 to March 2021. The site was located in the subtropical climatic zone, characterized by scanty rainfall from October 2020 to April 2021. The average high temperature was 25.5°C, and the average low temperature was 13.5°C during October 2020. On the other hand, the average high temperature was 34.4°C, and the average low temperature was 22.8°C during April 2021. The average relative humidity of 75% was recorded during December 2020. The experimental site was close to the 'small tillahs,' and the soils were grey, heavy, silty clay loams on the ridges and clays in the basins. It belongs to the 'Noncalcareous Grey Soils' under the 20th agroecological zone of the Eastern Surma-Kushiyara Floodplain. The OM content of soils is moderate. The reaction of soils ranges from slightly acidic to somewhat alkaline [12].

Comment [ag17]: and

### 2.2 Hedge Establishment

Six-month-old seedlings of two leguminous tree species, i.e., ipil-ipil (*Leucaena leucocephala*) and Vegetable hummingbird (*Sesbania grandiflora*), were collected from a nursery situated in Sylhet to grow in the hedgerow. Winter vegetables, i.e., carrots (*Daucus carota*), were used to grow in the interspace or alley between the hedgerows of trees. Two fields were used to cultivate carrot with the hedgerows of two leguminous trees. The first field was used for carrot cultivation with vegetable hummingbird, and the second was used for carrot cultivation with ipil-ipil.

The hedge of each tree species was established in a field of 425 square feet. At first, the land was prepared by ploughing and cross-ploughing several times to make the soil loose & friable. Weeds and stubbles were removed from the beds, and seedlings of ipil-ipil and vegetable hummingbird were planted. Irrigation was done thrice a week by the watering cane, and weeding was done every 15 days. Thinning and gap-filling were also done in the early days of hedge establishment. A total of five hedgerows of each species were established, and the length of each hedgerow was 17 feet. The hedgerows were pruned at 1m height above the ground level.

Comment [ag18]:

### 2.3 Experimental Design and Layout

This study was laid out in Randomized Complete Block Design (RCBD) with four treatments and three replications separately. Therefore, the four different treatments in association with fertilizer status were as follows:  $T_0$ = Control (No application of fertilizer and pruning materials),  $T_1$ = Application of recommended fertilizer dose,  $T_2$ = Application of half dose of the recommended fertilizer and pruning materials, and  $T_3$ = Application of pruning materials. The size of each field of the study was 25ft x 17ft. In each field, six alleys were created, and a total of 4 beds (3ft x 3ft) were made inside each alley (Fig. 1).

Comment [ag19]: Quantify the amount fertilizer and pruning materials.

Comment [ag20]:

Comment [ag21]: 1. What about the inter and intra spacing of carrot and tree legumes  
2. In the introduction section, review the effects of tree legumes on carrot yields and the ability of carrots to tolerate shade.

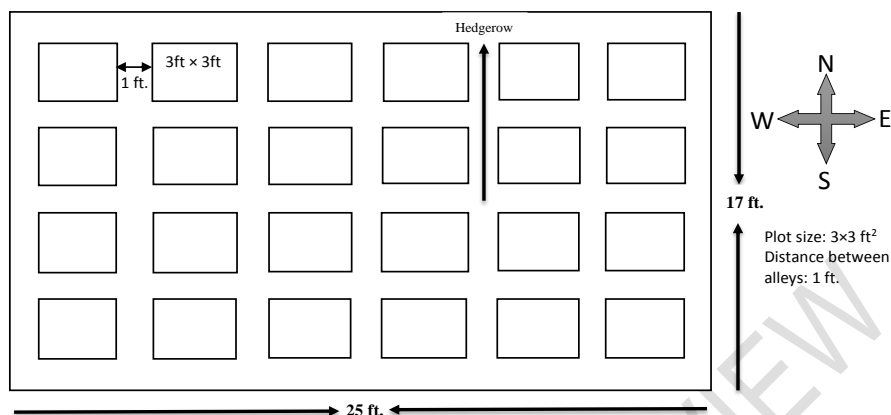


Fig. 1. Layout of the experimental field

## 2.4 Collection of Soil Samples before Cultivation

After bed preparation, a soil sample was collected from each bed. A total of 2 composite samples from two fields were sent to the SRDI (Soil Resource Development Institute) in the Sylhet region to analyze soil. Soil samples were analyzed to compare the soil fertility status with soil condition after harvesting.

**Comment [ag22]:** 1. does it represent the the seedbed?  
2. Properly write the sampling procedures, including the soil depth, soil sample location from the bed, nutrient sampling, and analysis methods.

## 2.5 Seed Sowing and Fertilizer Application

Seeds of carrot were sown in line sowing in the experimental plot on 25 November 2020. After emergence, carrot plants were finally thinned out. In treatment  $T_0$  (control plots), no fertilizer and pruning materials were applied, and in treatment  $T_1$ , 200 gm of Urea, 50 gm of potash, and 25 gm of boron per bed (3ft x 3ft) were used as a recommended dose. In the case of treatment  $T_2$ , half of the recommended fertilizer dose and pruning materials were applied in the field. Only pruning materials were applied in the crop field for treatment  $T_3$ . Ipil-ipil and vegetable hummingbird leaf biomass were added in the individual plot @ 2.5 kg/bed. Pruning materials were applied to the plot two months before crop cultivation.

**Comment [ag23]:** 3. source??  
4. it is better to represent:  $T_1$  = control (no fertilizer and pruning materials)  $T_2$  = 200 gm of Urea,  $T_3$  = half of the recommended fertilizer dose and pruning materials, and  $T_4$  = only pruning materials

## 2.6 Intercultural Operation in the Crop Field

Different intercultural operations, such as fertilization, weeding, thinning, gap filling, irrigation, etc., were done for better growth of the carrot. Weeding was done several times for experimental and control plots to keep the plots free from weeds. All the plots were irrigated whenever needed using a watering cane to supply sufficient soil moisture for the vegetables.

**Comment [ag24]:** how many?

## 2.7 Data Collection

Plant samples of carrot were collected randomly from the respective plots. Three carrot plants were selected from each plot for data collection. Data were collected at harvesting time for measuring plant height (cm), number of leaves per plant, root length (cm), root diameter (cm), and weight of root (g) for carrot.

**Comment [ag25]:** Could you clarify whether the plant samples were taken in the middle or close to the border?

**Comment [ag26]:** Include the process for measuring the morphological characteristics of carrots, such as plant height, leaf count per plant, root diameter, length, and weight; this is crucial information for readers.

## 2.8 Collection of Soil Samples after Harvesting

After harvesting, a total of 24 composite soil samples were collected and sent to the SRDI situated in Sylhet for the analysis of soil pH, soil organic matter (OM), nitrogen (N), phosphorus (P), potassium (K), and sulfur (S).

**Comment [ag27]:** Properly write the sampling procedures.

## 2.9 Statistical Analysis

Data were analyzed using a standard procedure for one-way analysis of variance (ANOVA) to determine the effects of different treatments. Differences between treatment means were separated by Tukey's test at a significance level  $p < 0.05$  using GraphPad software (GraphPad Prism version 8.00, GraphPad Software, California, USA).

## 3. RESULTS

### 3.1 Morphological Characteristics of Carrot during the Hedge Establishment of Ipil-ipil

The highest plant height (44.10 cm) and number of leaves plant<sup>-1</sup> (16.33) of carrot was recorded in treatment T<sub>2</sub> (half of the recommended fertilizer dose and pruning materials) when the carrot was grown in association with ipil-ipil. The root length (16.57 cm) and diameter of the root (4.67 cm) of the carrot were found to be the highest for the treatment T<sub>1</sub> (recommended fertilizer dose) (Table 1). The lowest plant height (28.87 cm), number of leaves plant<sup>-1</sup> (8), root length (10.87 cm), and diameter of root plant<sup>-1</sup> (2.90 cm) were recorded in treatment T<sub>0</sub> (Control, without fertilizer and pruning materials) (Table 1).

**Comment [ag28]:** 4.64

**Comment [ag29]:** 8 cm

**Table 1. Effect of different treatments on the morphological characters of carrot in the alley during the hedge establishment of Ipil-ipil (Mean±SD)**

*Hedgerow	Treatments	Plant height (cm)	Number of leaves/plants	Root length (cm)	Diameter of root/ plant (cm)
Ipil-ipil	T <sub>0</sub>	28.87±3.70 <sup>b</sup>	8.00±1 <sup>b</sup>	10.87±2.31 <sup>b</sup>	2.90±0.75 <sup>c</sup>
	T <sub>1</sub>	41.53±2.75 <sup>a</sup>	14.67±1.52 <sup>a</sup>	16.57±0.72 <sup>a</sup>	4.64±0.25 <sup>a</sup>
	T <sub>2</sub>	44.10±5.06 <sup>a</sup>	16.33±0.57 <sup>a</sup>	14.50±1.35 <sup>ab</sup>	4.17±0.20 <sup>ab</sup>
	T <sub>3</sub>	35.10±1.76 <sup>ab</sup>	10.00±1 <sup>b</sup>	11.90±1.4 <sup>b</sup>	3.29±0.22 <sup>bc</sup>

**Comment [ag30]:** Effect of fertilizer rate and green manure on the morphological characters of carrot in the alley cropping with Ipil-ipil (Mean±SD)

\* a, b, c indicates significant differences among mean values. Mean values (± standard deviation) in the same row followed by the different letters are significantly different from each other by the Tukey test at the 5% probability level ( $p \leq 0.05$ ). Note: T<sub>0</sub>= Control (without fertilizer and pruning materials), T<sub>1</sub>= Recommended fertilizer dose, T<sub>2</sub>= Half of the recommended fertilizer dose and pruning materials, T<sub>3</sub>= Pruning materials

### 3.2 Morphological Characteristics of Carrot during the Hedge Establishment of Vegetable Hummingbird

Different morphological features of carrots were found to be higher in the fertilizer and pruning material treated plot compared to the control plot. The highest plant height (46.23 cm), root length (16.23 cm), and diameter of root (4.50 cm) of carrot were recorded in treatment T<sub>1</sub> (recommended fertilizer dose) (Table 2). The highest number of leaves plant<sup>-1</sup> (13.33) was found in treatment T<sub>2</sub> (half of the recommended fertilizer dose and pruning

materials) when carrot was grown in association with vegetable hummingbird (Table 2). On the other hand, different morphological characters of carrots were found to be lowest in the control plot. The lowest plant height (cm), number of leaves plant<sup>-1</sup>, root length (cm), and diameter of root plant<sup>-1</sup> (cm) were 28.80, 8.00, 10.03, and 2.73, respectively (Table 2).

**Table 2. Effect of different treatments on the morphological characters of carrot in the alley during the hedge establishment of Vegetable hummingbird (Mean±SD)**

*Hedgerow	Treatments	Plant height (cm)	Number of leaves/plants	Root length (cm)	Diameter root/plant (cm)
Vegetable hummingbird	T <sub>0</sub>	28.80±5.43 <sup>bc</sup>	8.00±1 <sup>b</sup>	10.03±2.25 <sup>b</sup>	2.73±0.72 <sup>b</sup>
	T <sub>1</sub>	46.23±5.06 <sup>a</sup>	11.67±1.52 <sup>a</sup>	16.23±0.86 <sup>a</sup>	4.50±0.37 <sup>a</sup>
	T <sub>2</sub>	41.23±4.29 <sup>ab</sup>	13.33±0.57 <sup>a</sup>	13.57±0.86 <sup>ab</sup>	3.95±0.11 <sup>a</sup>
	T <sub>3</sub>	33.77±2.66 <sup>b</sup>	8.33±1.52 <sup>b</sup>	12.00±1.11 <sup>b</sup>	3.79±0.32 <sup>ab</sup>

\* a, b, c indicates significant differences among mean values. Mean values (± standard deviation) in the same row followed by the different letters are significantly different from each other by the Tukey test at the 5% probability level ( $p \leq 0.05$ ). Note: T<sub>0</sub>= Control (without fertilizer and pruning materials), T<sub>1</sub>= Recommended fertilizer dose, T<sub>2</sub>= Half of the recommended fertilizer dose and pruning materials, T<sub>3</sub>= Pruning materials

### 3.3 Yield of Carrot during the Hedge Establishment of Ipil-ipil and Vegetable Hummingbird

The highest fresh weight of carrot (123.50 g/plant) was recorded in treatment T<sub>2</sub>, followed by treatment T<sub>1</sub> (104.43 g) when carrot was grown in the alley between the hedgerow of ipil-ipil (Fig. 2). On the other hand, the highest fresh weight of carrot (120.70 g/plant) was recorded in treatment T<sub>1</sub>, followed by treatment T<sub>2</sub> (94.40 g/plant) when carrot was cultivated under the hedge of vegetable hummingbird (Fig. 3). The carrot yield was found to be the lowest in the control plot when grown under the hedge of ipil-ipil and vegetable hummingbird (45.17 g/plant and 42.37 g/plant, respectively). The yield of carrot was not changed significantly when it was compared between ipil-ipil and vegetable hummingbird at different treatments. The yield was found to be higher under the vegetable hummingbird hedge compared to the ipil-ipil hedge at treatment T<sub>1</sub>, but carrot yield under the ipil-ipil hedge showed better performance than the vegetable hummingbird hedge in all other treatments (Fig. 4).

### 3.4 Change in Soil Nutrient Status

The pH, organic matter (OM), total nitrogen (N), available phosphorus (P), Sulfur (S), and exchangeable potassium (K) of the soil of the experimental field were determined after vegetable cultivation to examine the effect of hedgerow intercropping on soil fertility during the establishment of hedgerows. The initial soil fertility status of the experimental field was very low, as shown in Table 3.

**Table 3. Soil fertility status of the study field before the establishment of hedgerows**

Hedgerow	pH	Organic Matter (%)	N (%)	P (ppm)	K (me/100g)	S (ppm)
Ipil-ipil	5.4	1.345	0.07	18	0.16	24
Vegetable hummingbird	5.2	1.754	0.1	9	0.11	62

**Comment [ag31]:** Merge to eliminate redundancy

**Comment [ag32]:** Effect of fertilizer rate and green manure on the morphological characters of carrot in the alley cropping with Vegetable hummingbird (Mean±SD)

**Comment [ag33]:**  
1. How do the author(s) know if their work is significant?  
2. Provide the table in the appendix section with significance  
3. Rewrite it with grammar checked.

**Comment [ag34]:** The effect of two types of legumes on the yield of carrots in this graph is difficult to compare, so the author(s) should analyze the data, present it as a table with two columns, and compare the results.

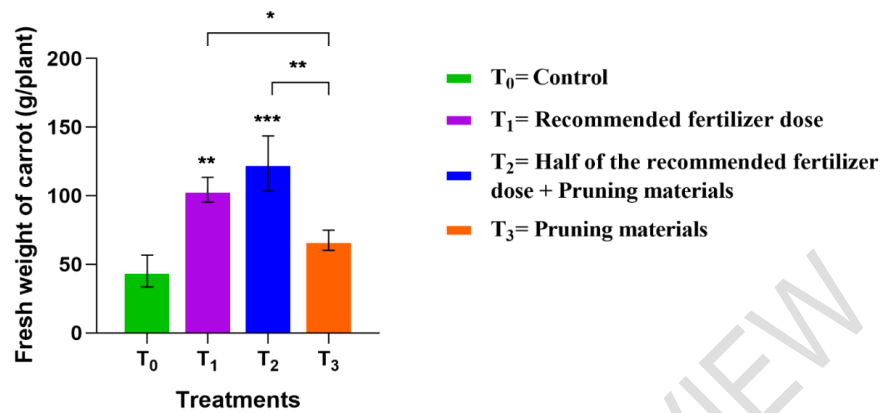


Fig. 2. Effect of different treatments on the yield of carrot during the hedge establishment of ipil-ipil. Asterisk signs indicate significant differences with control and between treatments (\* indicate  $p \leq 0.05$ , \*\* indicate  $p \leq 0.01$ , \*\*\* indicate  $p \leq 0.001$ ).

Comment [ag35]:

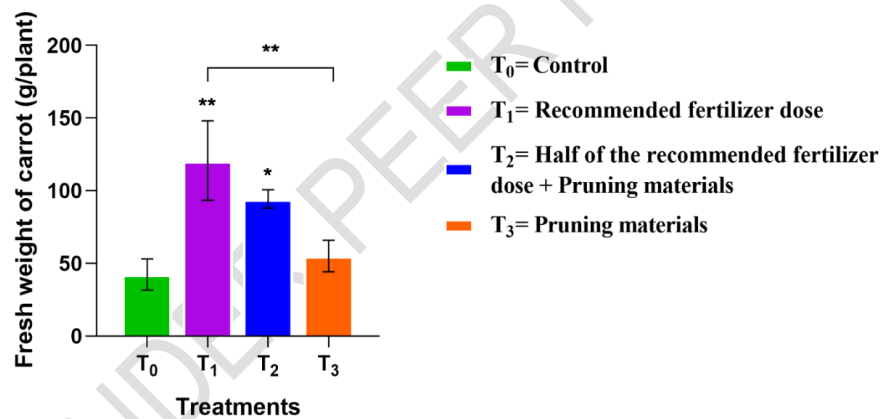
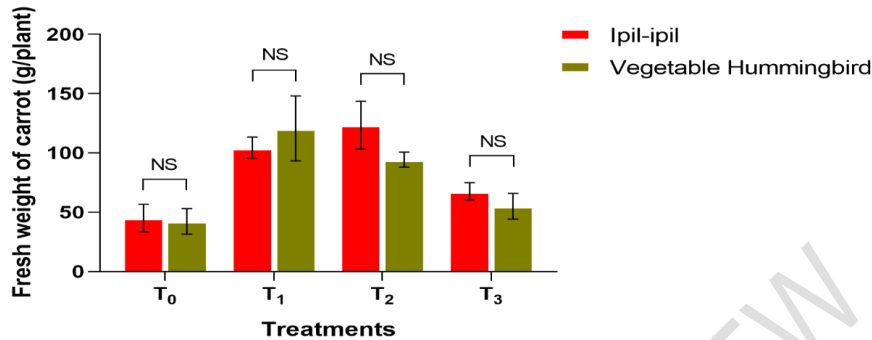


Fig.3. Effect of different treatments on the yield of carrot during the hedge establishment of vegetable hummingbird. Asterisk signs indicate significant differences between treatments (\* indicate  $p \leq 0.05$ , \*\* indicate  $p \leq 0.01$ ).





**Fig.4.** Comparison between the effect of Ipil-ipil and Vegetable hummingbird or Bakphul on the yield of carrot during the hedge establishment (NS= non-significant difference between Ipil-ipil and Vegetable hummingbird). Note: T<sub>0</sub> = Control, T<sub>1</sub> = Recommended fertilizer dose, T<sub>2</sub> = Half of the recommended fertilizer dose and pruning materials, T<sub>3</sub> = Pruning materials.

**Comment [ag36]:** 1. What is the difference between fig. 4 and fig. 2; and fig 4 and fig 3.  
2. I think fig. 4 is enough to present the results and to compare the effect of two tree legumes on yield of carrot

### 3.5 Soil Fertility Status of the Experimental Field under Carrot Cultivation during the Hedge Establishment of Ipil-ipil

Different soil fertility characteristics under carrot cultivation with ipil-ipil were found higher in the fertilizer and pruning material treated plot compared to the control plot. The highest increase of total N, available P, and K were found in treatment T<sub>1</sub> (recommended fertilizer dose), and soil pH, organic matter, and S were recorded in treatment T<sub>2</sub> (half of the recommended fertilizer dose and pruning materials) (Table 4). The highest soil pH, organic matter, total N, available P, K, and S were 5.0, 2.44%, 0.14%, 63.21 ppm, 0.34 me/100g, and 37.24 ppm, respectively (Table 4). The lowest increase of soil pH and organic matter was found in treatment T<sub>3</sub> (pruning materials), and other parameters were found to be lowest in the control plot.

**Table 4.** Soil fertility status of the experimental field under carrot cultivation during the hedge establishment of Ipil-ipil (Mean±SD)

*Hedgerow	Treatments	pH	Organic Matter (%)	N (%)	P (ppm)	K (me/100g)	S (ppm)
Ipil-ipil	T <sub>0</sub>	4.87±0.05 <sup>a</sup>	1.57±0.1 <sup>b</sup>	0.08±0.01 <sup>b</sup>	43.27±2.1 <sup>c</sup>	0.19±0.02 <sup>b</sup>	23.80±1.5 <sup>b</sup>
	T <sub>1</sub>	4.90±0.1 <sup>a</sup>	2.21±0.1 <sup>a</sup>	0.14±0.005 <sup>a</sup>	63.21±3.8 <sup>a</sup>	0.34±0.03 <sup>a</sup>	36.15±3.01 <sup>a</sup>
	T <sub>2</sub>	5.0±0.1 <sup>a</sup>	2.44±0.08 <sup>a</sup>	0.12±0.01 <sup>a</sup>	57.75±5 <sup>ab</sup>	0.29±0.04 <sup>a</sup>	37.24±3.6 <sup>a</sup>
	T <sub>3</sub>	4.83±0.75 <sup>a</sup>	1.50±0.11 <sup>b</sup>	0.08±0.005 <sup>b</sup>	48.79±4 <sup>bc</sup>	0.18±0.01 <sup>b</sup>	26.3±2.98 <sup>b</sup>

\* a, b, c indicates significant differences among mean values. Mean values (± standard deviation) in the same row followed by the different letters are significantly different from each other by the Tukey test at the 5% probability level ( $p \leq 0.05$ ). Note: T<sub>0</sub>= Control (without fertilizer and pruning materials), T<sub>1</sub>= Recommended fertilizer dose, T<sub>2</sub>= Half of the recommended fertilizer dose and pruning materials, T<sub>3</sub>= Pruning materials

### 3.6 Soil Fertility Status of the Experimental Field under Carrot Cultivation during the Hedge Establishment of Vegetable hummingbird



Different soil fertility parameters under carrot cultivation were found higher in the fertilizer and pruning material treated plot than in the control plot. The highest soil pH (5.17), organic matter (3.42%), available P (70.73 ppm), and S (86.72 ppm) were found in treatment T<sub>1</sub>, and total N (0.15%) and available K (0.51 me/100g) were recorded in treatment T<sub>2</sub> when carrot was grown in association with vegetable hummingbird (Table 5). Lowest soil pH (5.03), organic matter (2.68%), total N (0.15%), available P (45.02 ppm), K (0.25 me/100g), and S (59.74 ppm) were found in treatment T<sub>0</sub> (Control). The lowest value of total N (0.15%) and available K (0.25me/100g) was found in treatment T<sub>3</sub> (Table 5). Except for soil pH, all parameters were found to increase significantly at treatments T<sub>1</sub> and T<sub>2</sub> compared to T<sub>0</sub> (control).

**Table 5. Soil fertility status of the experimental field under carrot cultivation during the hedge establishment of Vegetable hummingbird (Mean±SD)**

*Hedgerow	Treatments	pH	Organic Matter (%)	N (%)	P (ppm)	K (me/100g)	S (ppm)
Ipil-ipil	T <sub>0</sub>	5.03±0.5 <sup>a</sup>	2.68±0.18 <sup>c</sup>	0.15±0.01 <sup>b</sup>	45.02±5.3 <sup>b</sup>	0.25±0.02 <sup>b</sup>	59.74±5.6 <sup>c</sup>
	T <sub>1</sub>	5.17±0.05 <sup>a</sup>	3.42±0.14 <sup>a</sup>	0.26±0.01 <sup>a</sup>	70.73±5.2 <sup>a</sup>	0.43±0.05 <sup>a</sup>	86.72±6.1 <sup>a</sup>
	T <sub>2</sub>	5.10±0 <sup>a</sup>	3.20±0.1 <sup>ab</sup>	0.27±0.03 <sup>a</sup>	65.10±3 <sup>a</sup>	0.51±0.06 <sup>a</sup>	79.70±3.9 <sup>ab</sup>
	T <sub>3</sub>	5.10±0.1 <sup>a</sup>	2.87±0.09 <sup>bc</sup>	0.15±0.01 <sup>b</sup>	48.86±5.5 <sup>b</sup>	0.25±0.02 <sup>b</sup>	67.98±4.8 <sup>bc</sup>

\* a, b, c indicates significant differences among mean values. Mean values (± standard deviation) in the same row followed by the different letters are significantly different from each other by the Tukey test at the 5% probability level ( $p \leq 0.05$ ). Note: T<sub>0</sub>= Control (without fertilizer and pruning materials), T<sub>1</sub>= Recommended fertilizer dose, T<sub>2</sub>= Half of the recommended fertilizer dose and pruning materials, T<sub>3</sub>= Pruning materials

#### 4. DISCUSSIONS

The effects of pruning materials of ipil-ipil (*Leucaena leucocephala*) and vegetable hummingbird or bakphul (*Sesbania grandiflora*) trees and fertilizer rate on carrot (*Daucus carota*) during hedgerow establishment are discussed in this section as the morphological features and yield of carrot.

##### 4.1 Plant Height

The highest plant height was recorded in treatment T<sub>2</sub>, and the lowest was observed in T<sub>0</sub> when the carrot was grown in association with ipil-ipil. A similar result was found when the carrot was grown with vegetable hummingbird. These outcomes are in agreement with the outcomes of Rahman et al.,[13], who observed yield improvement in different winter vegetables under the alley cropping system, and the result also agreed with Bithi et al.,[14]. Sharma et al.,[15] showed that the addition of organic manure significantly increased plant length.

##### 4.2 Number of Leaf Plant<sup>-1</sup>

The number of leaf plant<sup>-1</sup> of carrot was found to be the maximum in the treatment T<sub>2</sub> (half of the recommended fertilizer dose and pruning materials) when grown under the hedge of ipil-ipil and vegetable hummingbird. The second maximum was in T<sub>1</sub> (recommended fertilizer dose), and the minimum number of leaves per plant was in T<sub>0</sub> treatment (without fertilizer and pruning materials). There was no significant difference between T<sub>1</sub> and T<sub>2</sub>, but both have

#### Comment [ag37]:

- 1.Include Table 6, which compares the two tree legumes' effects on the characteristics of the soil.
- 2.Where is the soil fertility status prior to cultivation of carrot?
- 3.compare with after cultivating because in the material and methods 2.4 section you stated Collection of Soil Samples before Cultivation

#### Comment [ag38]:

- Comment [ag39]:** 1.shallow more elaboration requires,  
2.discuss in significance  
3.compare the effect of two tree legumes on the height of carrot  
4.discus the justification of how in T2 height of carrot is the highest

**Comment [ag40]:** I think it is better to write per plant, but you can leave as it is

a significant difference with  $T_0$ . Saha et al.,[16] got the same results when spinach was grown with ipil-ipil.

#### 4.3 Root Length

The root length of the carrot was significantly changed by different treatments. After harvesting, the smaller root length of the carrot was found when there was no application of fertilizer and pruning materials. The largest root length was found in treatment  $T_1$  (recommended fertilizer dose), and the second largest root length was found in  $T_2$  (half of the recommended fertilizer dose and pruning materials). Emon et al.,[17] got similar results when radish was grown in association with ipil-ipil.

#### 4.4 Root Diameter

Different treatments also influenced the root diameter of carrot. The Smaller root diameter of carrot was found in treatment  $T_0$  (without manure and fertilizer), and the highest root diameter was found in treatment  $T_1$  (half of the recommended fertilizer dose) when it was grown in the alleys between the hedgerows of both ipil-ipil and vegetable hummingbird. The result of root diameter, shown by Emon et al., [17], is in accordance with the outcome of this study.

#### 4.5 Yield of Carrot

The highest fresh weight of carrot was recorded in treatment  $T_2$  (half of the recommended fertilizer dose and pruning materials), followed by treatment  $T_1$  (recommended fertilizer dose) in the case of ipil-ipil hedgerow. On the other hand, the highest fresh weight of carrot was recorded in treatment  $T_1$ , followed by treatment  $T_2$  in the case of the vegetable hummingbird hedgerow. The yield of carrot at different treatments was higher in the fertilizer and pruning material treated plot than in the control plot. There was no significant difference between treatments  $T_2$  and  $T_1$ , but both treatments have significant differences with treatments  $T_0$  (without fertilizer and pruning materials) and  $T_3$  (with pruning materials). Similar results were also observed by Rahman et al.,[13] in different winter vegetables, Zoysa et al.,[18], Arefin et al.,[19] and Tanzi et al.,[20] in rice, and Basak et al.,[21] in soybean and wheat under alley cropping system.

#### 4.6 Change in Soil Nutrient Status

After vegetable cultivation, there was no significant change in the soil pH of alleys after carrot cultivation under the hedge of ipil-ipil and vegetable hummingbird. After harvesting, almost all treatments have the same soil pH with no significant difference. The maximum soil pH was 5.17 in treatment  $T_1$  when the carrot was cultivated under the hedge of vegetable hummingbird. Koyejoet al.,[22] found the same results but reported that soil pH increased significantly when long-term alley cropping was done.

Organic matter (OM), nitrogen (N), phosphorus (P), potassium (K), and Sulphur (S) in different alleys between the hedgerows of ipil-ipil and vegetable hummingbird was found to be increased significantly in treatment  $T_1$  (recommended fertilizer dose and pruning materials) and treatment  $T_2$  (half of the recommended fertilizer dose and pruning materials) under the carrot field. Improvement in soil fertility was also found in the alleys between the hedgerows of ipil-ipil and vegetable hummingbird when only pruning material was applied to the soil, but the improvement was not significant. After harvesting the carrot, the highest organic matter was recorded in treatment  $T_1$  when the carrot was grown under the vegetable hummingbird hedge. Again, all control treatments show the lowest organic matter content.

**Comment [ag41]:** 1.shallow more elaboration requires,  
2.compare the effect of two tree legumes on the number of leaves per plant of carrot  
3.discuss the justification of how the number of leaves per plant is highest in  $T_2$

**Comment [ag42]:** 1.shallow more elaboration requires,  
2.compare the effect of two tree legumes on the number of length of root  
3.discuss the justification of how the root length is highest in  $T_1$

**Comment [ag43]:** 1.shallow more elaboration requires,  
2.compare the effect of two tree legumes on the number of diameter of root  
3.discuss the justification of how the root diameter is highest in  $T_1$

**Comment [ag44]:** 1.more elaboration requires,  
4.compare the effect of two tree legumes on the yield of carrot  
5.discuss the justification of how the carrot yield varied in different treatments

**Comment [ag45]:** 1.review the comparative effect of the two tree legumes (ipil-ipil and vegetable hummingbird) on the characteristics of soil (Organic matter, nitrogen, phosphorus, potassium, and Sulphur and PH.  
2.discuss at what kilograms or grams or percent the two tree legumes increase, nitrogen, phosphorus, potassium, and Sulphur. I think the author (s) measured these parameters

Other fertilizer and pruning materials treated treatments also contain a higher amount of organic matter, which significantly differs from the control treatment.

In the case of nitrogen (N), phosphorus (P), and potassium (K), the highest values were found in treatment  $T_2$ , and the maximum concentration of sulfur (S) was recorded in treatment  $T_1$ . There was no significant difference among fertilizer and pruning material treated treatments ( $T_1$ ,  $T_2$ ,  $T_3$ ), but all of these treatments showed significant differences with treatment  $T_0$  (control). These results agreed with Basak et al.,[21] and Koyejoet al.,[22], who stated that alley cropping increased the soil phosphorus content substantially, but from year 1 to year 2, its content decreased, indicating that the tree species recycled greater phosphorus through litter decomposition. Koyejoet al.,[23] reported that litter-fall production in *A. floribunda* occurred throughout the year, with a higher quantity produced in the dry season, while Cai et al.,[24] observed an increase in total phosphorus and available phosphorus from organic materials. Ano and Agwu [25] attributed the non-significant improvement in soil pH by organic materials to a non-significant effect on exchangeable cations (calcium and magnesium) and total exchangeable acidity. Generally, soil pH, potassium, magnesium, and calcium increased remarkably with tree age, probably due to greater litter production. The slight increases in organic matter and N contents may be attributable to the fact that nitrogen is required or absorbed in larger amounts by plants for growth and yield [26]. The enhanced nutrient contents (especially K, Mg, and Ca) in the alley system did not reflect positively on maize and mungbean seed yields in the tree-based intercropping system, probably due to the tree shading effect. Unlike other elements, phosphorus content decreased drastically with tree age, indicating greater uptake of the element by the tree and crops. Iwuagwu et al.,[27] made a similar observation and attributed the decrease in soil phosphorus to uptake by cocoyam, which had higher phosphorus content in the cornel relative to other mineral elements.

## 5. CONCLUSION

From the present study, conclusions could be made that the use of inorganic fertilizer may be reduced by adopting hedgerow intercropping with vegetables. The application of organic materials along with the reduced amount of chemical fertilizer has a positive impact on the yield performance of carrot during the early hedgerow establishment of ipil-ipil and vegetable hummingbird. Alley cropping with these leguminous tree species could also play an important role in improving soil fertility under carrot cultivation. Organic matter, nitrogen (N), phosphorus (P), potassium (K), and sulfur (S) in different alleys were found to be increased significantly in treatment  $T_2$  and treatment  $T_1$  under the carrot field. Therefore, an alley cropping system with ipil-ipil and vegetable hummingbird may enhance the yield performance of carrot and organically improve soil fertility during the hedge establishment period. Further research with large agroecological regions and different crops is needed to test the efficiency of alley cropping. Long-term trials are also needed to find out the accurate effect of alley cropping on soil fertility.

**Comment [ag46]:** Incorporate wheather ipil-ipil or vegetable hummingbird is better to enhance the yield of carrot and soil fertility

## REFERENCES

1. BBS (Bangladesh Bureau of Statistics). Statistical Year Book of Bangladesh. Ministry of Planning, Government of the People's Republic of Bangladesh. 2021; p.105. (1)
2. Kopittke PM, Menzies NW, Wang P, McKenna BA, Lombi E. Soil and the intensification of agriculture for global food security. Environment International. 2019;132:105078.

3. Hauser S. Impact of planted hedgerow fallows on nutrient balances in a groundnut/maize/cassava intercrop. Archives of Agronomy and Soil Science. 2020;66(3):386-397.
4. Wolz KJ, DeLucia EH. Alley cropping: Global patterns of species composition and function. Agriculture, Ecosystems & Environment. 2018;252:61-68.
5. Miah MDG. Performance of selected multipurpose tree species and field crops grown in association as affected by tree branch pruning. Doctoral dissertation, Central Luzon State University, Muñoz, Nueva Ecija, Philippines, 1993.
6. Macklin B. An overview of agroforestry systems: a classification developed for extension training. In: E. Moore (ed). Agroforestry Land-Use Systems. NFTA Special Publication 90-92. Nitrogen Fixing Tree Association. Waimanalo, Hawaii, 1990.
7. Tossah BK, Zamba DK, Vanlauwe B, Sanginga N, Lyasse O, Diels J, Merckx R. Alley cropping in the moist savanna of West Africa: Impact on soil productivity in a north to south transects in Togo. Agroforestry Systems. 1999;42(3):229-244.
8. Kang BT, Grimme T, Lawson TL. Alley cropping sequentially cropped maize and cowpea with *Leucaena* on a sandy soil in Southern Nigeria. Plant and Soil. 1985;85:267-277.
9. Forestry/Fuelwood Research and Development Project (F/FRED). Growing multipurpose trees on small farms, Module 9: Species fact sheets (2nd ed.), Bangkok, Thailand: Winrock International. 1994; p.127.
10. Ferdush J, Karim MM, Noor IJ, Jui SA, Ahamed T, Saha SR. Impact of alley cropping system on soil fertility. International Journal of Advanced Geosciences. 2019;7(2):173-178.
11. Tanni AD, Wadud MA, Sharif MO, Mondol MA, Islam MT. Influence of Lohakat (*Xylia dolabriformis*) tree on the growth and yield of four winter crops. J. Agrofor. Environ. 2010;4(2):63-67.
12. BBS (Bangladesh Bureau of Statistics). Statistical Year Book of Bangladesh. Ministry of Planning, Government of the People's Republic of Bangladesh. 2019; p.4.
13. Rahman MM, Islam MA, Rahman HMS, Wadud MA. Performance of three winter vegetables in alley cropping system. J. Agrofor. Environ. 2013;7(2):55-58.
14. Bithi F, Rahman MM, Wadud MA, Rahman GMM. Performance of mustard under alley cropping system. J. Agrofor. Environ. 2014;8(2):1-6.
15. Sharma AR, Mitra BN. Effect of nitrogen and phosphorus on rice and their residual effect on succeeding wheat/grain crop. Indian J. Agron. 1990;34:51-52.
16. Saha TR, Rahman MM, Rahman R, Wadud MA, Rahman GMM. Performance of spinach under ipil-ipil based alley cropping system. J. Agrofor. Environ. 2015;9(1&2):7-10.
17. Emon SM, Bithi F, Alam Z, Wadud MA. Performance of radish and coriander under ipil-ipil (*Leucaena leucocephala*) based alley cropping system. J. Agrofor. Environ. 2014;8(2):15-18.
18. Zoysa AKN, Keerthisinghe G, Upasena SH. Effect of *Leucaena leucocephala* (Lam) de Wit. as a green manure on nitrogen uptake and yield of rice. Biology and Fertility of Soils. 1990;9(1):68-70.
19. Arefin MSA, Tanzi BN, Habib MA, Mondol MA, Wadud MA. Effect of green biomass application of different trees on the yield of rice. J. Agrofor. Environ. 2012;6(1):27-31.
20. Tanzi BN, Arifin MSA, Mondol MA, Hasan AK, Wadud MA. Effect of tree leaf biomass on soil fertility and yield of rice. J. Agrofor. Environ. 2013;6(2):129-133.
21. Basak S, Mondol MA, Ibrahim MK, Sharif MO, Wadud MA. Performance of crops during hedge establishment period of alley cropping. J. Agrofor. Environ. 2011;5(1):55-58.
22. Koyejo AO, Okpara DA, Agugo BAC. Effect of alley cropping on soil, maize and mungbean grown under different maize spatial arrangements and mungbean spacings in south east Nigeria. Agroforestry Systems. 2021;97:1337-1346.
23. Koyejo AO, Okpara DA, Onyeonagu CC, Eteng EU. Effects of climatic variations on leaf litter production in *A. floribunda* agroforestry system in South-East Nigeria. Nigerian Journal of Soil Science. 2020;30(2):42-48.

24. Cai A, Xu M, Wang B, Zhang W, Liang G, Hou E, Luo Y. Manure acts as a better fertilizer for increasing crop yields than synthetic fertilizer does by improving soil fertility. *Soil and Tillage Research*. 2019;189:168-175.
25. Ano AO, Agwu JA. Effect of animal manures on selected soil chemical properties (1). *Nigerian Journal of Soil Science*. 2005;15:14-19.
26. Iwuagwu MO, Okpara DA, Muoneke CO. Growth and Yield Responses of Cocoyam (*Colocasia esculenta* (L.) Schott) to Organic Wastes in the Humid Agro-Ecological Zone of South-Eastern Nigeria. *International Journal of Plant & Soil Science*. 2017;16(6):1-11.
27. Iwuagwu MO, Okpara DA, Ogbonna NC, Okechukwu C. Soil Chemical Properties and Nutrient Composition of Cocoyam Grown in an Organically Fertilized Soil. *Communications in Soil Science and Plant Analysis*. 2019;50(16):1955-1965.

**Comment [ag47]:** Check all the reference the guidelines of the journal