

Original Research Article

Above-ground carbon stocks of *Tectona grandis* and *Gmelina arborea* plantations in Njala University, Southern Sierra Leone

ABSTRACT

The unprecedented increase in atmospheric CO₂ concentration has attracted global research attention on the potential role of tree plantations in climate change mitigation. There is an urgent need to estimate the above-ground biomass (AGB) and carbon stock in forest plantations. This is particularly essential for Sierra Leone, where above-ground biomass (AGB) and carbon stock data are presently lacking. This study estimated the above-ground biomass accumulation and carbon stock of *Tectona grandis* and *Gmelina arborea* in the spacing and plantation trials at Njala University, Southern Sierra Leone. The assessment was based on a total inventory of trees having a diameter at breast height (DBH) ≥ 5 cm and total tree height. Above-ground biomass (AGB) was estimated using the allometric equation by Chave *et al.* (2005), and above-ground carbon (AGC) stock was calculated by multiplying the biomass with a conversion factor of 0.5. The result showed that the mean above-ground carbon stock for *Gmelina arborea* was higher in the plantation trial (25.2 tha⁻¹) than in the spacing trial (7.5 tha⁻¹). For *Tectona grandis*, the mean above-ground carbon stock was similarly higher in the plantation trial (6.6 tha⁻¹) than in the spacing trial (1.5 tha⁻¹). Above-ground biomass was shown to exhibit a strong positive correlation (0.99) with below-ground biomass, while total carbon stock was also positively correlated (0.99) with total carbon dioxide sequestered, which is indicative that the various attributes can be accurately predicted from each other. The results further suggest that the variation in the means of above-ground carbon stock is not dependent on the tree species type and experimental site because there were no significant differences ($P > 0.05$) between the tree species and experimental sites.

Comment [h1]: Author citations for both the species at least once

Comment [h2]: What you mean total tree height?

Comment [h3]: This analysis do not infer any significant meaning as it is a fraction of AGB

Comment [h4]: Did the plantation species are of same species, although species variations have significant variation in carbon capture, please refer literature as species, site condition, age, etc have significant impact on capture

Also refer your conclusion last statement about *Gmelina*

Keywords: Above-ground biomass, above-ground carbon stocks, carbon sequestration potential, plantation forests, Sierra Leone

1. INTRODUCTION

Deforestation and forest degradation, especially in the tropics, have contributed to 90% of the greenhouse gas emissions from Land Use, Land Use Change, and Forestry (LULUCF) [1]. As the problem of greenhouse gas emissions continues, part of the mitigation efforts relies on reforestation, particularly in tropical developing countries. Planted forests could potentially contribute to reducing the global concentration of greenhouse gases through carbon absorption in biomass [2]. According to the FAO [3], approximately 1.5 Gigatons of carbon are absorbed each year from the atmosphere by planted forests distributed over 264 million hectares. This has increased global attention on the importance of planted forests in climate change mitigation and the need for accurate methods for estimating the above-ground biomass and carbon stocks of these forests. This concern was similarly shared by several authors who expressed interest in quantifying the biomass of forest ecosystems and its potential carbon fixation [4, 5, 6]. Since most of the biomass in a forest is stored in trees [7], the focus of methods for estimating carbon relies on measuring the above-ground biomass of trees. Biomass is typically defined as the over-dried weight (kilograms or tonnes per hectare) of organic matter that can be found in an ecosystem at any given time [8], including both live and dead vegetal material. However, conventional methods for estimating above-ground carbon are very destructive because they require harvesting tree parts and weighing them, which often contravenes existing policies in some areas. Therefore, in our study, we circumvent this challenge by utilizing allometric equations to estimate the above-ground biomass of tree plantations. Our study aims to address the following objectives: (i) to estimate the carbon stock in the above-ground biomass of *Gmelina arborea* and *Tectona grandis* plantations and (ii) to determine the influence of species type and experimental sites on above-ground carbon stock in the Njala university plantation forest. Our results are useful in providing insights into the carbon sequestration potential of *Gmelina arborea* and *Tectona grandis* which are widely used tree species for plantation establishment in the region and some parts of the country.

2. MATERIALS AND METHODS

2.1 Study area

The research was conducted in the Njala University forest plantation. The forest plantation is situated within the Njala University campus, Moyamba District, Southern Sierra Leone (Fig. 1 and Fig. 2). The campus is about 204.4 kilometers away from the capital city of Freetown and 61.2 kilometers away from Bo city. Njala University lies between $8^{\circ} 07'$ North latitude and $12^{\circ} 05'$ West longitude. The climate of Njala University is humid tropical with distinct wet and dry seasons. The dry season lasts from November to April, and the rainy season extends from May to October. Generally, the mean monthly temperature and humidity are 29°C and 94%, respectively. The mean annual rainfall is 2500 mm and is well distributed for over eight months of the year. The topography of the Njala campus is flat to undulating, with an elevation of 54m above sea level. The soil in the study area belongs to the order Oxisols [9], which is the most widespread soil in the Njala area. The soils have been reported to have slight to severe erosion problems, poor nutrient supply, very poor water-holding capacity, and unfavourable gravel throughout the profile [10].

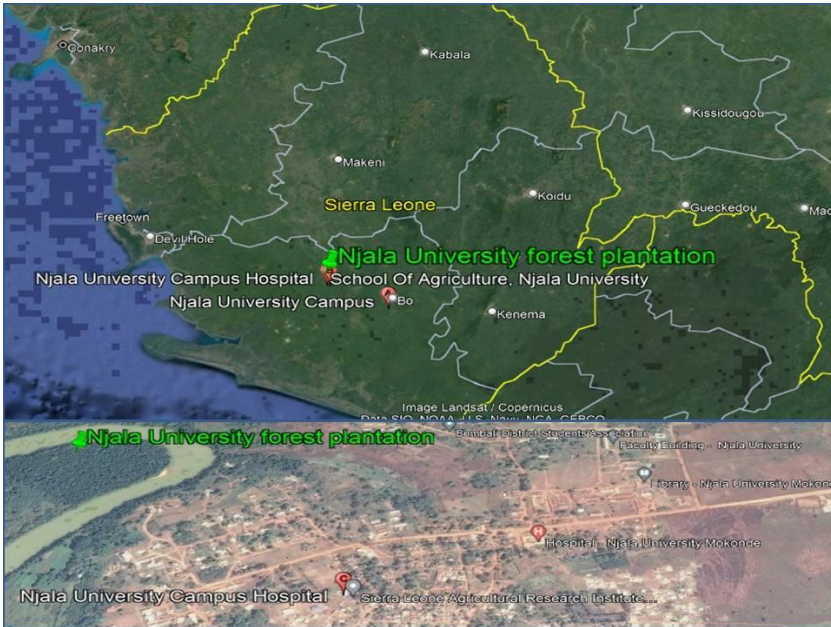


Fig. 1. Map of study area

Source: Primary map from Google Earth, 2022




Fig. 2. Map of the Njala University plantation forest

Source: Primary map from Google Earth, 2022

2.2 Description of experimental sites

The Njala University forest plantation consists of the spacing trial and plantation trial, which were planted in 2009 and 2010, respectively.

The spacing trial has a total size of approximately 1.5 ha. It is planted with *Tectona grandis*, *Gmelina arborea*, and *Terminalia ivorensis* in three distinct blocks consisting of four spacing regimes; 1.8m x 1.8m, 2m x 2m, 3m x 3m, and 4m x 4m. The entire spacing trial blocks were divided into three plots, with each constituting each of the species mentioned above. The size of the plot was 0.5 ha for each species. However, only the *Tectona grandis* and *Gmelina arborea* plots were considered in the data collection for this study.

On the other hand, the area of *Tectona grandis* in the plantation trial was 0.4 ha, and *Gmelina arborea* occupied 0.6 ha. Each species was planted in a rectangular plot design at a spacing of 3m x 3m.



Fig. 3. *Tectona grandis* plots



Fig. 4. *Gmelina arborea* plots

2.3 Data collection

Data was collected for total tree height and DBH for all trees having $DBH \geq 5$ cm in the spacing and plantation trials in 2015. A total of 1823 trees were measured for the estimation of the above-ground carbon stock. DBH was measured with a steel diameter tape, and a Haga altimeter was used for measuring tree heights. A graduated pole was also adopted for short trees when using the Haga altimeter proved difficult. Information on the geographic coordinates and the area of the experimental sites were obtained using a GPS for appropriate documentation.

2.4 Estimation of above-ground biomass (AGB)

Due to the lack of specific allometric equations for *Tectona grandis* and *Gmelina arborea* in Sierra Leone, the allometric equation developed by Chave *et al.* [4] was adopted to convert tree measurements to above-ground biomass. The equation was considered suitable because it was developed for trees in tropical regions and also due to the inclusion of tree height and wood density parameters into the equation. It is believed that including tree height and wood density in biomass equations helps to improve the equation and the biomass estimates [11]. The wood density for *Tectona grandis*

and *Gmelina arborea* were obtained from the global wood density database compiled by Zanne *et al.* [12]. This was done to avoid the destructive method of felling the trees and weighing their parts.

$$AGB = \exp(-2.977 + \ln(\rho DBH^2 H))$$

$$AGB = 0.0509 \times \rho DBH^2 H \quad (1)$$

where:

AGB = aboveground biomass (kg).

ρ = specific wood density (kg/m³)

DBH = diameter at breast height (cm)

H = total tree height (m)

The above-ground biomass of all the trees assessed was then converted from kilograms to tonnes per hectare (tha⁻¹) by summing their values and dividing by the area [13].

2.4.1 Estimation of above-ground carbon stock (AGC)

Carbon is assumed to be 50% of the total biomass in the above-ground pools [14]. Therefore, to determine the carbon stock of *Tectona grandis* and *Gmelina arborea* plantations, the total above-ground biomass values were converted to carbon stock by multiplying dry weight with 0.5, as employed by Preece *et al.* [15].

$$AGC = AGB \times 0.5 \quad (2)$$

where AGB is Above-ground biomass (t ha⁻¹)

The total above-ground carbon (T_{AGC}) is the sum of all the AGC values obtained after multiplying AGB by the carbon conversion factor of 0.5 (see Equation 2).

2.4.2 Estimation of below-ground biomass (BGB)

26% of the above-ground biomass values were taken to estimate the below-ground biomass by multiplying the above-ground biomass values by 0.26 [16] using 50% for carbon stock conversion.

$$BGB = AGB \times 0.26 \quad (3)$$

Total below-ground biomass (T_{BGB}) was calculated by summing all the BGB values for the tree species across the experimental sites.

Total below-ground carbon (T_{BGC}) was calculated by multiplying the T_{BGB} values by the carbon stock conversion factor of 0.5.

2.4.3 Total carbon stock (TCS) and carbon dioxide equivalent sequestered

The total carbon stock stored was estimated following Semere and Gebreyesus [17]:

$$T_{CS} = T_{AGC} + T_{BGC} \quad (4)$$

where:

T_{CS} — total carbon stock [t ha^{-1}];

T_{AGC} — total above-ground carbon [t ha^{-1}];

T_{BGC} — total below-ground carbon [t ha^{-1}]

$$\text{Carbon dioxide equivalent sequestered (TCO}_2\text{)} = T_{CS} \times 3.67 \quad (5)$$

where: T_{CS} is total carbon stock

2.5 Data analysis

The data was analyzed using the standard analysis of variance procedure (ANOVA) to examine the above-ground biomass, below-ground biomass, total carbon stocks, and total carbon dioxide sequestration between the different tree species and experimental sites. The Pearson correlation test was also conducted to study the association between the different variables. The R program version 3.6.2 was deployed to carry out the statistical analysis of the data [18].

3. RESULTS AND DISCUSSION

3.1 Above-ground biomass and below-ground biomass

The above-ground biomass ranged from 2.3 t ha^{-1} for *Tectona grandis* to 40.4 t ha^{-1} for *Gmelina arborea* (see Fig. 5). The trend is similar for the AGB across the two experimental sites, although the maximum value for AGB in the spacing trial was slightly higher above 10 t ha^{-1} . The BGB estimates were higher for *Gmelina arborea* than *Tectona grandis* across the experimental sites. The differences in above-ground and below-ground biomass for the two experimental sites show higher means for the plantation trial than the spacing trial. The means for AGB were relatively higher than BGB between the species and sites, which agrees with Semere and Gebreyesus [17]. The species performance portrayed *Gmelina arborea* as accumulating a higher AGB and BGB than *Tectona grandis*.

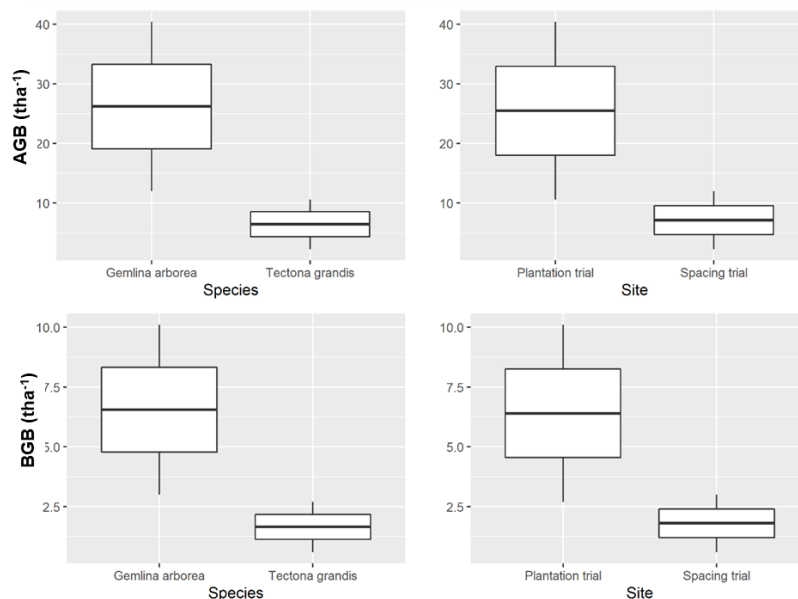


Fig. 5. Above-ground biomass (AGB) and below-ground biomass (BGB) categorized by tree species and experimental sites

3.2 Total carbon stocks (TCS) and total carbon dioxide equivalent sequestered (TCO₂)

The TCS of *Gmelina arborea* was substantially higher than that of *Tectona grandis* across the experimental sites, with values ranging between 1.5 t ha⁻¹ to 25.2 t ha⁻¹. These values are lower than that reported by Kanowski and Catterall [13]. They found the average carbon stored in the above-ground biomass of young monoculture plantations to be around 62 t ha⁻¹ in Australia. The plantation trial was more productive in terms of total carbon stock accumulation than the spacing trial. A similar pattern was observed for the total carbon dioxide equivalent sequestered. The carbon sequestration was higher for *Gmelina arborea*, and the plantation trial's contribution to the total carbon sequestered was greater than the spacing trial (see Fig. 6). This could be because of the previous land use history of the experimental sites. The plantation trial was previously farmland, while the spacing trial was an abandoned grassland; therefore, the site characteristics to support tree growth might be more favourable in the former. This aligns with the findings of Semere and Gebreyesus [17] that the intensity of management can dictate the carbon stock accumulation potential of a site or plantation. Furthermore, the variation in carbon stocks between the two tree species might be accounted for by the planting density used in plantation establishment. The plantation trial had a lower planting density than the spacing trial, so carbon stock accumulation may be higher under low planting densities. This assertion is in line with Vallejos-Barra *et al.* [19] that for plantations of the same age, lower plantation densities seem to correspond to slightly higher carbon absorption rates. However, Semere and Gebreyesus [17] argued that the carbon stock potential of plantations **established on the same type of soil** is not merely a function of the number of trees planted but depends largely on the dendrometric parameters of the

plantation, such as DBH and height. In fact, Dida and Tiburan [20] found that trees with large DBH had the highest AGB estimates on the University of the Philippines Los Baños (UPLB) campus. This also agrees with Kanowski and Catterall [13], who found the contribution of large trees with DBH > 10 cm to AGB higher than smaller DBH trees.

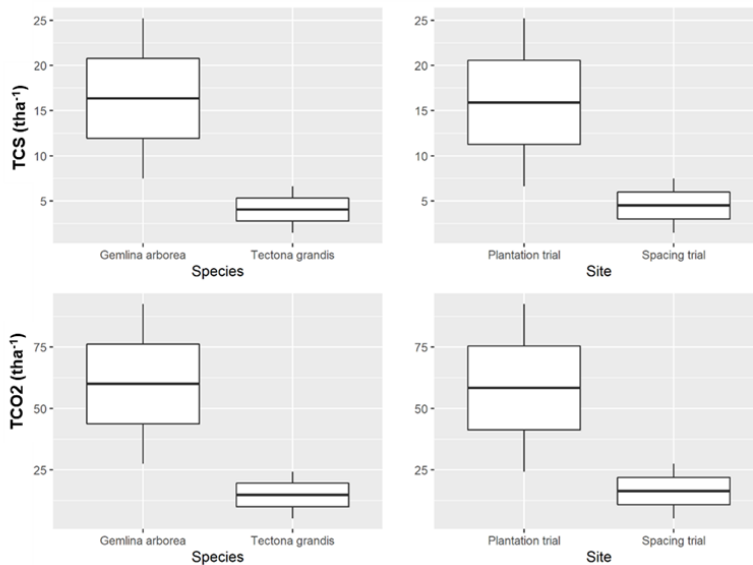


Fig. 6. Total carbon stocks (TCS) and total carbon dioxide sequestered (TCO₂) categorized by tree species and experimental sites

3.3 Comparison of the differences in carbon stock variables according to species and site

The ANOVA revealed that species and site do not have a statistically significant effect on AGB, BGB, TCS and total carbon dioxide equivalent sequestered (see Tables 1). This indicates that the choice of tree species and site does not affect the quantity of carbon stock produced in the above-ground and below-ground biomass. This is similar to the results of Brown *et al.* [21], who reported no significant difference in the mean AGCs between different plantations and primary forest types in Southern Ghana. However, it differs from the results of Kanowski and Catterall [13], who found a significant difference in the above-ground carbon stocks between site types. A possible explanation for this difference might be because the site types in their study were heterogeneous, consisting of both monocultures (pure and mixed species) and environmental restoration plantations, as compared to our study, which reports findings solely for monocultures of *Gmelina arborea* and *Tectona grandis* plantations. However, in our study, similar site conditions between the plantation trial and the spacing trial might account for the lack of significant difference since the two experimental sites are within the same area and hence benefit from the same growing conditions.

Furthermore, the Pearson correlation test found that above-ground biomass and below-ground biomass are significantly correlated with a correlation coefficient of 0.99 and a *P* value less than the significance alpha level of .05. The implication is that the two variables vary in the same direction in which an increase in above-ground biomass will increase below-

ground biomass. The test results are similar for the association between total carbon stocks, and total carbon dioxide equivalent sequestered with a correlation coefficient of 0.99, which is similarly significant at $P < .05$. The strong positive correlation is indicative that an increase in the total carbon stock corresponds to an increase in the total carbon dioxide sequestered.

Table 1. Summary of the ANOVA for the influence of species and site on the different variables

	Sum of Squares	df	Mean Square	F value	Pr(>F)
AGB					
Species	390.1	1	390.1	3.862	0.300 ^{ns}
Site	336.7	1	336.7	3.334	0.319 ^{ns}
Residuals	101.0	1	101.0		
BGB					
Species	24.01	1	24.01	3.842	0.300 ^{ns}
Site	21.16	1	21.16	3.386	0.317 ^{ns}
Residuals	6.25	1	6.25		
TCS					
Species	151.29	1	151.29	3.812	0.301 ^{ns}
Site	129.96	1	129.96	3.274	0.321 ^{ns}
Residuals	39.69	1	39.69		
TCO₂					
Species	2043	1	2043	3.862	0.300 ^{ns}
Site	1764	1	1764	3.335	0.319 ^{ns}
Residuals	529	1	529		

*, ** $p < 0.05$ and $p < 0.01$ respectively; ns- not significant

4. CONCLUSION

The potential of forest plantations to sequester carbon in the above-ground pool cannot be underestimated. Considering the results of this present study, it is clear that 5 - 6 years after planting, *Tectona grandis* and *Gmelina arborea* plantations can sequester between 5.3 t ha⁻¹ to 92.5 t ha⁻¹ of carbon dioxide equivalent per year respectively. The results also revealed that the type of tree species and the experimental site do not significantly influence the total carbon stock stored in the above and below-ground biomass. Notwithstanding, *Gmelina arborea* plantations accumulated more above-ground biomass and carbon stock than *Tectona grandis* in the study. These findings present plantation forests as a possible option for climate change mitigation because tree species, particularly *Gmelina arborea*, could rapidly accumulate carbon in their above-ground biomass within a short time. Therefore, the findings from this research can serve as a baseline for future assessment of above-ground carbon stocks in forest plantations in the region and the country as a whole.

Comment [h5]: What is this value? Are you refereing biomass or CO2, do you not feel per year capture is high?

Comment [h6]: May refer, if feels:
Dabi H, Bordoloi R, Das B, Paul A, Tripathi OP and Mishra BP (2021), Biomass, carbon stock and soil physicochemical properties in plantation of East Siang district, Arunachal Pradesh, India. Environmental Challenges, <http://doi.org/10.1016/j.envc.2021.100191>, Scopus ISSN: 2667-0100, Elsevier IF:2.52

Bordoloi R, Das B, Tripathi OP (2017). Biomass estimation in plantation forests of Papum Pare district of Arunachal Pradesh, India. *Malaya Journal of Biosciences*, 4(2): 63-70.

REFERENCES

1. Heiskanen J, Pellikka P, Betemariam EA, Packalen P. Field measurement guidelines for aboveground biomass and fuel wood stocks. Building Biocarbon and Rural Development in West Africa (BIODEV). World Agroforestry Centre; 2013.
2. Kurz WA, Dymond CC, White TM, Stinson G, Shaw CH, Rampley GJ, Smyth C, Simpson BN, Neilson ET, Trofymow JA, Metsaranta J, Apps MJ. A model of carbon-dynamics in forestry and land-use change implementing IPCC standards. *Ecological Modelling*. 2009; v. 220, n. 4, p. 480–504.
3. FAO. FAO Forest Resource Assessment Programme Working Paper Global Forest Resources Assessment 2010 Main Report; 2010. Available: <http://www.fao.org/forestry/16678-0b4ad8bc5f3c694d537d0d66ae8298008.pdf> (October 12, 2022).
4. Chave J, Andalo C, Brown S, Cairns MA, Chambers JQ, Eamus D, et al. Tree allometry and improved estimation of carbon stocks and balance in tropical forests. *Oecologia*. 2005;145: 87–99.
5. Schulp C, Nabuurs G, Verburg P, de Waal R. Effect of tree species on carbon stocks in forest floor and mineral soil and implications for soil carbon inventories. *Forest Ecology and Management*. 2008;256, 482-490.
6. Sierra C, de Valle J, Orrego S, Moreno F, Harmon M, Zapata M, Colorado G, Herrera M, Lara W, Restrepo D. Total carbon stocks in a tropical forest landscape of the Porce region, Colombia. *Forest Ecology and Management*. 2007;243, 299-309.
7. Condit R. Methods for estimating aboveground biomass of forest and replacement vegetation in the tropics. Center for Tropical Forest Science Research Manual. 2008;73, 1-73.
8. Penner M, Power K, Muhairwe C, Tellier R, Wang Y. Canada's forest biomass resources: deriving estimates from Canada's forest inventory. Canadian Forest Service. 1997.
9. Dijkerman JC. Soil resources of Sierra Leone, West Africa. *AfricanSoils/Sols africains*. 1969; XIV: 185-206.
10. Odell RT, Dijkerman JC, Van Vuure W, Melsted SW, Beavers AH, Sutton PM, Kurtz LT, Miedema R. Characteristics, classification and adaptation of soils in selected areas in Sierra Leone, West Africa. Bulletin 748. University of Illinois, at Urbana-Champaign, U.S.A., Bulletin 4, Njala University College, Sierra Leone. 1974;94 pp.
11. Brown S, Gillespie AJR, Lugo AE. Biomass estimation methods for tropical forests with applications to forest inventory data. *Forest Science*. 1989;35(4):881-902.
12. Zanne AE, Lopez-Gonzalez G, Coomes DA, Ilic J, Jansen S, Lewis SL, Miller RB, Swenson NG, Wiemann MC, Chave J. Global wood density database. Dryad. 2009. Identifier: <http://hdl.handle.net/10255/dryad.235>.
13. Kanowski J, Catterall CP. Carbon stocks in above-ground biomass of monoculture plantations, mixed species plantations and environmental restoration plantings in north-east Australia. 2010.
14. IPCC 2006. 2006 IPCC Guidelines for National Greenhouse Gas Inventories, prepared by the National Greenhouse Gas Inventories Programme, eds. H.S. Eggleston, L. Buendia, K. Miwa, T. Ngara, K. Tanabe. Japan: IGES.
15. Preece ND, Crowley GM, Lawes MJ, Van Oosterzee P. Comparing above-ground biomass among forest types in the Wet Tropics: Small stems and plantation types matter in carbon accounting. *Forest Ecology and Management*. 2012;264, 228-237.
16. Cairns MA, Brown S, Helmer EH, Baumgardner GA. Root biomass allocation in the world's upland forests. *Oecologia*. 1997;111: 1–11.
17. Semere M, Cherinet A, Gebreyesus M. Climate resilient traditional agroforestry systems in Silite district, Southern Ethiopia. *J. For. Sci.* 2022;68: 136–144.

18. R Core Team (2020). R: A language and environment for statistical computing. R Foundation for Statistical Computing, Vienna, Austria. URL <https://www.R-project.org/>.
19. Vallejos-Barra O, Daniluk-Mosquera G, Moras G, Ponce-Donoso M, Contreras MA. Above-ground carbon absorption in young Eucalyptus globulus plantations in Uruguay. *Scientia Forestalis*. 2014;42(101), 9-19.
20. Dida JJV, Tiburan Jr CL. Above-ground biomass estimation of trees in the University of the Philippines Los Baños Campus, Philippines. *The Technical Journal of Philippine Ecosystems and Natural Resources*. 2020.
21. Brown HC, Berninger FA, Larjavaara M, Appiah M. Above-ground carbon stocks and timber value of old timber plantations, secondary and primary forests in southern Ghana. *Forest ecology and management*. 2020;472, 118236.

UNDER PEER REVIEW